



2008-09 USI Women's Basketball Game Notes

◆ October 29, 2008 ◆

Media Contacts: Ray Simmons, Sports Information Director (Office) 812/465-1622; (Home) 812/402-643
Dan McDonnell, Asst. Sports Information Director (Office) 812/465-1121; (Home) 812/303-6287

Exhibition Notes: USI vs. Indiana (November 1), 3 p.m. (CDT)

USI Schedule & Results On the Air

November

| | | |
|--|-----------------------|-----------|
| Sat. 1: | @ Indiana (Exhib.) | 3 p.m. |
| St. Edwards Shootout Austin, TX | | |
| Sat. 15: | vs. Abilene Christian | 1 p.m. |
| Sun. 16: | vs. SE Oklahoma State | 1 p.m. |
| Sat. 22: | EDINBORO | 5:15 p.m. |
| Mon. 24: | MID-CONTINENT | 5:15 p.m. |
| Indianapolis Classic Indianapolis, IN | | |
| Fri. 28: | vs. Hillsdale | 6:30 p.m. |
| Sat. 29: | vs. Grace | 4 p.m. |

Radio: WSWI AM 820; WSPR 90.7 FM.

Internet: www.820theedge.com.

TV: To be announced.

On the Web

USI Athletic web site: www.usi.edu/sports

Women's Basketball: www.usi.edu/sports/wbasket/wbasket.asp

Live stats for home games: www.usi.edu/sports/wbblive/xlive.htm

Head Coach Rick Stein (10th Year)

| | |
|-------------------------------|----------------|
| USI/career record: | 153-109 (.584) |
| GLVC record: | 90-87 (.509) |
| Home record: | 91-42 (.684) |
| Road record: | 43-53 (.448) |
| Neutral record: | 19-14 (.576) |
| Midwest Region record: | 118-97 (.549) |

December

| | | |
|----------|----------------------|------------|
| Thu. 4: | @ Lewis | 5:30 p.m.* |
| Sat. 6: | @ UW-Parkside | 1 p.m.* |
| Sat. 20: | ILLINOIS-SPRINGFIELD | 5:15 p.m. |
| Mon. 22: | TRUMAN STATE | 1 p.m. |
| Mon. 29: | WAYNE STATE (MI) | 7 p.m. |

USI in 2008-09

| | |
|-------------------------------|------------|
| Overall record: | 0-0 (.346) |
| GLVC record: | 0-0 (.222) |
| Division Record: | 0-0 (.182) |
| Home record: | 0-0 (.467) |
| Road record: | 0-0 (.111) |
| Neutral site record: | 0-0 (.500) |
| Midwest Region record: | 0-0 (.238) |

January

| | | |
|----------|--------------------|------------|
| Fri. 2: | SAINT JOSEPH'S | 5:15 p.m.* |
| Sun. 4: | INDIANAPOLIS | 1 p.m.* |
| Thu. 8: | NORTHERN KENTUCKY | 5:15 p.m.* |
| Sat. 10: | @ Beallarmine | 4:30 p.m.* |
| Thu. 15: | KENTUCKY WESLEYAN | 5:15 p.m.* |
| Thu. 22: | MISSOURI-ST. LOUIS | 5:15 p.m.* |
| Sat. 24: | ROCKHURST | 1 p.m.* |
| Thu. 29: | @ Drury | 5:45 p.m.* |
| Sat. 31: | @ Missouri S&T | 1 p.m.* |

USI's last time out

| | |
|----------------------------|---------------------------------------|
| Southern Indiana 78 | Missouri-St. Louis 68 (3/1/08) |
| Pts: J. Baines, 19; | Pts: M. Slaughter, 24. |
| Rbs: B. Neuman, 10. | Rbs: C. Watts, 6. |
| Asts: J. Baines, 4. | Asts: C. Watts, 4. |

Notable: B. Neuman, 10 pts.

Difference

USI shot 52.8 percent from the field and used a 17-2 run to overcome an early 5-0 deficit to send its seniors, **Jasmine Baines** and **Marshay Jolly**, out on a winning note.

USI vs. Opponents

USI vs. Indiana (0-0, 0-0 Big East)

Series Record: First meeting.

USI vs. Abilene Christian (0-0, 0-0 Lone Star)

Series Record: Abilene Christian leads the series, 1-0.

-Since 2000: n/a.

Last meeting: ABU 87, USI 76 (11/20/98 at Orlando, FL)

USI vs. Southeastern Oklahoma State (0-0, 0-0 Lone State)

Series Record: First meeting.

GLVC Tournament March 5-8

Sites to be determined

Midwest Region Tournament March 13-16

Site to be determined

NCAA II Elite Eight March 25-28

Saint Joseph Civic Arena

Saint Joseph, Missouri

**GLVC contest; ^Homecoming;!Senior Day.*





All times are Central.

2008-09 University of Southern Indiana Screaming Eagles

| PLAYER | 2007-08 Statistics | | | 2008-09 Season Highs | USI Career Highs |
|--|--------------------|-------|-------|--|---|
| | Pt.# | Reb.# | Ast.# | | |
|  <p>#1 Rinesha Soaper Pronunciation: Rye-KNEE-shuh 5'4"...Freshman...Guard Hometown: Henderson, KY H.S.: Henderson County</p> | 19.2 | 3.4 | 4.1 | Pts: n/a Reb: n/a Ast: n/a Stl: n/a | First Year at USI |
|  <p>#4 Cootie Leeberg Pronunciation: Coo-tee 5'7"...Freshman...Guard Hometown: Lombard, IL H.S.: Montini Catholic</p> | 6.5 | 3.0 | 2.3 | Pts: n/a Reb: n/a Ast: n/a Stl: n/a | First Year at USI |
|  <p>#13 Abby Williams Pronunciation: as sounds 6'0"...Junior... Guard/Forward Hometown: St. Joseph, IL H.S.: St. Joseph-Ogden Last School: Kankakee C.C.</p> | 15.7 | 6.8 | 1.3 | Pts: n/a Reb: n/a Ast: n/a Stl: n/a | First Year at USI |
|  <p>#21 Ninette Evans Pronunciation: Neh-NET 6'2"...Senior... Forward/Center Hometown: Memphis, TN H.S.: Trezevant Last School: North Shoals C.C.</p> | 5.2 | 5.7 | 0.4 | Pts: n/a Reb: n/a Ast: n/a Stl: n/a Double-figure scoring: 0 Double-figure rebounding: 0 Double-doubles: 0 | Pts: 12-SIU Edwardsville, 2/21/08 Reb: 14-Lewis, 1/12/08 Ast: 2-Rockhurst, 2/1/08 Stl: 3-Quincy, 1/24/08 Double-figure scoring: 4 Double-figure rebounding: 1 Double-doubles: 1 |
|  <p>#22 Amie Newhart Pronunciation: as sounds 5'6"...Sophomore...Guard Hometown: Mulberry, IN H.S.: Clinton Prairie</p> | 9.8 | 3.2 | 2.6* | Pts: n/a Reb: n/a Ast: n/a Stl: n/a Double-figure scoring: 0 | Pts: 18-Tiffin, 12/19/08 Reb: 7-Bellarmine, 1/19/08 Ast: 7-Mt. Olive, 12/20/07 Stl: 5-UW-Parkside, 1/10/08 Double-figure scoring: 13 |
|  <p>#23 Taylor Miller Pronunciation: as sounds 5'10"...Freshman... Forward Hometown: Anderson, IN H.S.: Anderson</p> | 9.5 | 5.4 | n/a | Pts: n/a Reb: n/a Ast: n/a Stl: n/a | First Year at USI |
|  <p>#24 Lauren Meneghetti Pronunciation: MEN-eh-get-EE 5'10"...Sophomore... Guard Hometown: Munster, IN H.S.: Munster</p> | 3.6 | 1.7 | 1.0 | Pts: n/a Reb: n/a Ast: n/a Stl: n/a Double-figure scoring: 0 | Pts: 12-Drury, 2/16/08 Reb: 5-Indianapolis, 2/9/08 Ast: 4-Twice (last on 2/7/08) Stl: 4-Quincy, 2/23/08 Double-figure scoring: 1 |
|  <p>#25 Lauren Luce Pronunciation: as sounds 5'8"...Freshman... Guard Hometown: Vincennes, IN H.S.: South Knox</p> | n/a | n/a | n/a | Pts: n/a Reb: n/a Ast: n/a Stl: n/a | First Year at USI |

**Team Leader; All averages listed are from last season at USI or at player's previous school for 1st year players.*

Continued on next page...

| PLAYER | 2007-08 Statistics | | | 2008-09 Season Highs | USI Career Highs |
|---|--------------------|-------|-------|--|---|
| | Pt.# | Reb.# | Ast.# | | |
|  #30 Ellen Young Pronunciation: as sounds 5'5"...Sophomore... Guard Hometown: Salem, IL H.S.: Salem Community Last School: SIU Carbondale | 11.9 | 3.5 | 1.5 | Pts: n/a Reb: n/a Ast: n/a Stl: n/a | First Year at USI |
|  #40 Courtney Perry Pronunciation: as sounds 6'0"...Sophomore...F/C Hometown: Crown Point, IN H.S.: Crown Point | 0.8 | 1.9 | 0.3 | Pts: n/a Reb: n/a Ast: n/a Stl: n/a | Pts: 5-Central St., 12/15/07 Reb: 6-Twice (last on 12/15/07) Ast: 2-Twice (last on 2/7/08) Stl: 1-Three times (last 1/26/08) |
|  #43 Leigha Thompson Pronunciation: Leah 6'2"...Freshman...F/C Hometown: Teutopolis, IL H.S.: Teutopolis (2007) | 9.1 | 6.5 | n/a | Pts: n/a Reb: n/a Ast: n/a Stl: n/a | First Year at USI |
|  #44 Brittany Neuman Pronunciation: New-men 6'2"...Senior...Forward/Center Hometown: Huntingburg, IN H.S.: Southridge | 3.9 | 5.6 | 0.4 | Pts: n/a Reb: n/a Ast: n/a Stl: n/a Double-figure scoring: 0 Double-figure rebounding: 0 Double-Doubles: 0 | Pts: 13-Tusculum, 12/9/07 Reb: 12-Tusculum, 12/9/07 Ast: 4-Rockhurst, 1/4/06 Stl: 2-Four times (last on 2/10/07) Double-figure scoring: 4 Double-figure rebounding: 4 Double-Doubles: 3 |

**Team Leader; All averages listed are from last season at USI or at player's previous school for 1st year players.*

2008-09 Women's Basketball Coaching Staff

| | | |
|--|--|---|
|  Rick Stein Head Coach (10 th season) Pronunciation: Styne |  Randa Gatling Assistant Coach (10 th season) Pronunciation: Ran-da |  Michelle Irwin Assistant Coach (2 nd season) Pronunciation: as sounds |
|  Jessica Grimaldo Student Assistant Coach (1 st season) Pronunciation: Gri-MALL-doe |  Kelci Prewitt Manager (1 st season) Pronunciation: as sounds | |

| Possible Starters: | PPG | RPG | APG | Last Game |
|--|-----|-----|-----|-----------|
| #13 Abby Williams (6'0"...Jr...G/F...St. Joseph, IL) | --- | --- | --- | n/a |
| #21 Ninette Evans (6'2"...Sr...F/C...Memphis, TN) | --- | --- | --- | n/a |
| #22 Amie Newhart (5'6"...So...G...Mulberry, IN) | --- | --- | --- | n/a |
| #24 Lauren Meneghetti (5'10"...So...G...Munster, IN) | --- | --- | --- | n/a |
| #30 Ellen Young (5'5"...So...G...Salem, IL) | --- | --- | --- | n/a |

**Team Leader.*

GLVC Standings (as of FINAL 2007-08)

| East | | | | | | |
|----------------------|------|------|------|---------|------|--------|
| School | GLVC | Pct. | Div | Overall | Pct | Streak |
| Northern Kentucky*^# | 13-6 | .684 | 10-2 | 28-8 | .778 | W6 |
| Indianapolis*^ | 13-6 | .684 | 8-4 | 22-8 | .733 | L2 |
| Bellarmino*^ | 12-7 | .632 | 8-4 | 20-12 | .625 | L3 |
| UW-Parkside* | 11-8 | .579 | 6-6 | 17-11 | .607 | L1 |
| Lewis | 9-10 | .474 | 5-7 | 13-13 | .500 | L2 |
| Kentucky Wesleyan | 8-11 | .421 | 5-7 | 14-13 | .519 | W1 |
| Saint Joseph's | 0-19 | .000 | 0-12 | 1-25 | .038 | L20 |

| West | | | | | | |
|-------------------------|-------------|-------------|------------|--------------|-------------|-----------|
| School | GLVC | Pct. | Div | Overall | Pct | Streak |
| Drury*^ | 16-3 | .842 | 11-1 | 28-4 | .875 | L1 |
| Missouri S&T*^ | 15-4 | .789 | 9-3 | 24-7 | .774 | L1 |
| Quincy*^ | 14-5 | .737 | 9-3 | 20-10 | .667 | L1 |
| SIU Edwardsville* | 10-9 | .526 | 7-5 | 17-11 | .607 | L1 |
| Southern Indiana | 5-14 | .263 | 3-9 | 10-17 | .370 | W1 |
| Missouri-St. Louis | 4-15 | .211 | 1-11 | 7-20 | .259 | L3 |
| Rockhurst | 3-16 | .158 | 2-10 | 8-19 | .296 | L7 |

*GLVC Tournament Participant; ^NCAA II Tournament Participant
#NCAA II National Champions

Latest Results/Upcoming Schedule

November 1, 2008

Quincy at Drake (Exhib.), 1:05 p.m.
Indianapolis at Indiana State (Exhib.), 2 p.m.
Southern Indiana at Indiana (Exhib.), 3 p.m.
Northern Kentucky at Cincinnati (Exhib.), 7 p.m.

November 2, 2008

Quincy at Iowa (Exhib.), 2 p.m.
Lewis at Bradley (Exhib.), 7 p.m.

November 3, 2008

Kentucky Wesleyan at Middle Tenn. St. (Exhib.), 7 p.m.

November 4, 2008

Indianapolis at Indiana (Exhib.), 7 p.m.

November 5, 2008

Saint Joseph's at Eastern Illinois (Exhib.), 7 p.m.

November 6, 2008

Kentucky Wesleyan at Belmont (Exhib.), 6 p.m.
Lewis at Illinois-Chicago (Exhib.), 7 p.m.

November 7, 2008

Indianapolis vs. Cal-Poly Pomona, 10:30 p.m.

Upcoming Schedule

November 8, 2008

Saint Joseph's at Valparaiso (Exhib.), 1:35 p.m.
Missouri-St. Louis at Indiana State (Exhib.), 3 p.m.
Drury vs. Livin' the Dream (Exhib.), 4 p.m.
Quincy at Western Illinois (Exhib.), 4:30 p.m.
Louisville at Northern Kentucky (Exhib.), 5:30 p.m.
Indianapolis vs. Central Washington, 5:30 p.m.

November 9, 2008

Bellarmino at Kentucky (Exhib.), 2 p.m.
Indianapolis vs. Concordia-St. Paul, 7 p.m.

November 15, 2008

Lewis at Lake Superior State, Noon
Indianapolis vs. Midway, 1 p.m.

November 15, 2008 *continued...*

Southern Indiana vs. Abilene Christian, 1 p.m.
Saint Joseph's vs. Grand Valley State, 1 p.m.
Lincoln at Missouri S&T, 3 p.m.
Ferris State at Kentucky Wesleyan, 3:15 p.m.
Saginaw Valley State at Quincy, 5:15 p.m.
Missouri Baptist at Missouri St. Louis, 7 p.m.
Rockhurst at Upper Iowa, 7 p.m.

USI and GLVC opponents in the GLVC Rankings (as of FINAL 2007-08)

| Category | USI |
|---------------------------|--------------------------|
| Scoring Offense:..... | 67.1 (8 th) |
| Scoring Defense:..... | 66.2 (8 th) |
| Scoring Margin:..... | +0.9 (10 th) |
| FT Percentage:..... | .690 (9 th) |
| FG Percentage:..... | .437 (4 th) |
| FG % Defense:..... | .396 (4 th) |
| 3-pt. FG Percentage:..... | .338 (11 th) |
| 3-pt. FG % Defense:..... | .335 (8 th) |
| Rebounding Off.:..... | 38.6 (5 th) |
| Rebounding Def.:..... | 34.6 (5 th) |
| Rebounding Margin:..... | +4.0 (3 rd) |
| Blocked Shots:..... | 3.3 (5 th) |
| Assists:..... | 12.3 (13 th) |
| Steals:..... | 8.2 (9 th) |
| Turnover Margin:..... | -2.7 (12 th) |
| Assist/TO Ratio:..... | 0.57 (13 th) |
| Off. Rebounds:..... | 12.8 (4 th) |
| Def. Rebounds:..... | 25.7 (6 th) |
| 3-pt. FGs Made:..... | 4.5 (12 th) |

Regional Rankings

(Final 2007-08)

1. Drury
 2. Hillsdale
 3. Missouri S&T
 4. Quincy
 5. Indianapolis
 6. Bellarmino
 7. Ferris State
 8. Northern Kentucky
 9. Michigan Tech
 10. Wisconsin-Parkside
- *First poll due out in January.*

For more on the GLVC, log onto www.glvcsports.com; *USI individuals in the GLVC rankings can be found in the game notes section.

| Records when the Screaming Eagles are: | In 2008-09 | Under Stein | In 2007-08 | USA Today/ESPN D-II Top 25 Coaches Poll: |
|--|------------|-------------|------------|---|
| Playing at the PAC:..... | 0-0 | 91-42 | 8-8 | As of FINAL 2007-08 |
| Playing on the Road:..... | 0-0 | 43-53 | 1-8 | Rk School (1st votes) |
| Playing at a Neutral Site:..... | 0-0 | 19-14 | 1-1 | 1. Northern Kentucky (23) |
| Playing at night:..... | 0-0 | 98-71 | 7-9 | 2. South Dakota (2) |
| Playing during the day:..... | 0-0 | 55-38 | 3-7 | 3. Delta State |
| Playing on Monday:..... | 0-0 | 10-2 | 0-0 | 4. Alaska-Anchorage |
| Playing Tuesday:..... | 0-0 | 12-1 | 1-0 | 5. Washburn |
| Playing on Wednesday:..... | 0-0 | 6-5 | 0-1 | 6. Franklin Pierce |
| Playing on Thursday:..... | 0-0 | 44-38 | 4-6 | 7. Seattle Pacific |
| Playing on Friday:..... | 0-0 | 9-9 | 0-1 | 8. California-Pennsylvania |
| Playing on Saturday:..... | 0-0 | 59-50 | 5-8 | 9. Holy Family |
| Playing on Sundays:..... | 0-0 | 13-4 | 0-1 | 10. Wingate |
| Leading at the half:..... | 0-0 | 128-27 | 9-5 | 11. Drury |
| Trailing at the half:..... | 0-0 | 20-80 | 1-12 | 12. North Dakota |
| Tied at the half:..... | 0-0 | 5-2 | 0-0 | 13. Stonehill |
| Playing in overtime:..... | 0-0 | 5-6 | 0-0 | 14. Concordia-St. Paul |
| Playing in November:..... | 0-0 | 28-11 | 3-0 | 15. Valdosta State |
| Playing in December:..... | 0-0 | 44-16 | 2-4 | 16. Arkansas Tech |
| Playing in January:..... | 0-0 | 32-41 | 2-7 | 17. California State-Chico |
| Playing in February:..... | 0-0 | 40-33 | 2-6 | 18. West Texas A&M |
| Playing in March:..... | 0-0 | 9-8 | 1-0 | 19. Anderson |
| Outshooting opponent:..... | 0-0 | 117-23 | 10-8 | 20. West Georgia |
| Being outshot by opponent:..... | 0-0 | 35-86 | 0-9 | 21. Fort Lewis |
| Tie in shooting percentage:..... | 0-0 | 1-0 | 0-0 | 22. Emporia State |
| Outrebounding opponent:..... | 0-0 | 88-41 | 9-10 | 23. Indiana-Pennsylvania |
| Being outrebounded:..... | 0-0 | 53-63 | 1-6 | 24. Clayton State |
| Tied in rebounding:..... | 0-0 | 12-5 | 0-1 | 25. Shepherd |
| Shooting 50 % or better:..... | 0-0 | 45-3 | 3-0 | |
| Shooting less than 50 %:..... | 0-0 | 108-106 | 7-17 | Dropped out: Hillsdale; Michigan Tech; Saint Mary's (Texas); Tusculum. |
| Opponent has more turnovers:..... | 0-0 | 118-38 | 4-2 | |
| USI has more turnovers:..... | 0-0 | 28-64 | 5-14 | |
| Teams were tied in turnovers:..... | 0-0 | 7-7 | 1-1 | Others Receiving Votes: |
| USI scores under 70 points:..... | 0-0 | 25-76 | 4-15 | Missouri S&T-90; Minnesota St.-Mankato-81; |
| USI scores 70-79 points:..... | 0-0 | 45-25 | 3-2 | Neb.-Kearney-50; Saint Mary's (Texas)-32; |
| USI scores 80-89 points:..... | 0-0 | 48-6 | 1-0 | Tusculum-27; Michigan Tech-24; Wayne St. |
| USI scores 90-99 points:..... | 0-0 | 27-1 | 2-0 | (Neb.)-20; Lander-18; Central Okla.-9; |
| USI scores 100 or more points:..... | 0-0 | 8-1 | 0-0 | Indianapolis-7; Hillsdale-6; Armstrong Atlantic |
| USI vs. Division II Teams:..... | 0-0 | 136-109 | 8-17 | St.-4; Augustana (S.D.)-4; USC-Aiken-3; |
| USI vs. Midwest Region:..... | 0-0 | 118-97 | 6-16 | Augusta St.-1; NW Missouri St.-1. |
| USI vs. NAIA:..... | 0-0 | 16-0 | 2-0 | |
| USI vs. USCAA:..... | 0-0 | 1-0 | 0-0 | |
| USI vs. GLVC:..... | 0-0 | 97-92 | 5-14 | |
| USI vs. non-GLVC:..... | 0-0 | 55-17 | 5-3 | |
| USI vs. Top 25:..... | 0-0 | 13-26 | 0-3 | |

| Coach Stein vs. the GLVC | | | |
|--------------------------|---------------|-------------------------|---------------|
| Opponent | Record (Pct.) | Opponent | Record (Pct.) |
| Bellarmine..... | 4-12 (.250) | Missouri-St. Louis..... | 14-4 (.778) |
| Drury..... | 1-5 (.167) | Northern Kentucky..... | 6-11 (.353) |
| Indianapolis..... | 5-9 (.357) | Quincy..... | 6-13 (.316) |
| Kentucky Wesleyan..... | 12-3 (.800) | Rockhurst..... | 6-1 (.857) |
| Lewis..... | 9-10 (.474) | Saint Joseph's..... | 11-4 (.733) |
| Missouri S&T..... | 0-6 (.000) | Wisconsin-Parkside..... | 12-5 (.750) |

Screaming Eagles Game Notes

- **Stein enters season in search of record.** Head Coach **Rick Stein** needs just seven wins to surpass former Head Coach Chancellor Dugan for first place on the program's all-time wins list. Stein, who has been a part in 312 victories during his stay at USI, has put up 153 victories during his first nine seasons at the helm of the USI women's basketball program. Stein reached his 100th career victory in just 151 games, making him the fastest coach in the program's history to accomplish that feat.

- **Eagles picked fourth in GLVC West Division.** USI was picked to finish fourth in the GLVC West Division. The Eagles received 13 points in the poll to edge Missouri-St. Louis, who was picked fifth. Drury received three first-place votes as it was picked first, while Quincy had two first-place votes and was picked second. Missouri S&T had one first-place vote and was picked third, while Rockhurst rounded out the poll in sixth.

Defending NCAA II National Champion Northern Kentucky was top vote-getter with six first-place votes in the GLVC East Division, while Indianapolis received the remaining first-place vote and was tabbed for a second-place finish. Bellarmine, Lewis, Wisconsin-Parkside, Kentucky Wesleyan, and Saint Joseph's rounded out the East Division Poll.

- **Fresh perspective.** The Screaming Eagles will be adding some new perspective into their lineup in 2008-09 as they have added six new faces to its roster.
- **Williams, Young bring impressive resumes to USI.** Junior forward **Abby Williams** and sophomore guard **Ellen Young** bring impressive resumes to the Screaming Eagles roster this year. Williams was a two-time NJCAA II All-American at Kankakee where she averaged 15.7 points and 6.8 rebounds per game as a sophomore last year. Young was named to the Missouri Valley Conference All-Freshman team after averaging 11.9 points and 3.5 rebounds per contest at SIU Carbondale in 2007-08.

- **Exhibition history.** USI was 0-1 in its only preseason tune-up last year after going 2-0 in exhibition games in 2006-07. Since 1992, USI has posted a 9-8 mark in exhibition play, including a 1-3 record against NCAA Division I foes. Below is a year-by-year breakdown on how the Eagles have performed in their exhibition contests:

1992:
USI-89, Derby City-79

1993:
Levski Totel-88, USI 67

1994:
USI-120, Clarksville-64

1995:
USI-86, Clarksville-48;
Latvia National-93, USI 90

1996:
USI-104, Clarksville-59;
Slavyanka-89, USI-76

1997:
Urmalmash-93, USI-82

1999:
USI-91, Lady Eagles Alumni-63

2000:
USI -91, Cincinnati Stars-72

2001:
Indiana St.-94, USI-56

2002:
Indiana St.-93, USI-50

2003:
USI-90, St. Louis Goldstars-74

2004:
St. Louis Goldstars-67, USI-58

2006:
USI-83, St. Louis Goldstars-58
USI-75, Morehead St.-74

2007
Notre Dame 90, USI 38

- **Eagles were a tough fight for opposition last year.** USI out-shot the opposition in 10 of their final 14 games and had second-half leads in 12 of its last 16 games a year ago. Of USI's 17 losses last year, the Eagles either had the lead or were tied with their opponents in the second half 12 times.

- **Eagles won rebounding battle in 2007-08.** USI won the rebounding battle in all but eight games last season.

- **Nine players reached double figures last season.** USI had nine different players reach double figures in the scoring column at one point last year. It marked the fifth straight season that nine players have reached double-figures for the Eagles at one point in the season. Under Head Coach **Rick Stein**, USI had 10 players reach double-figures in 1999-00 and 2000-01, while eight players reached double figures in 2001-02 and 2002-03. The program's record for players to reach double figures at one point in the season is 13 in 1997-98.

- **Neuman closed season with back-to-back double-doubles.** Senior forward/center **Brittany Neuman** finished the 2007-08 season with back-to-back double-doubles. Neuman, who had three double-doubles last season, had 11 points and 11 rebounds in USI's second-to-last game against Missouri S&T. She finished the year with a 10-point, 10-rebound effort against Missouri-St. Louis.

- **Newhart finished 2007-08 as a veteran.** Sophomore guard **Amie Newhart** evolved into a veteran player in her first collegiate season last year. Newhart averaged 27.1 minutes played per game in USI's first 11 contests and 34.1 minutes played per contest in the last 16 games.

- **Evans sparkled in starting lineup last season.** Senior forward/center **Ninette Evans** excelled in USI's starting lineup last season. Evans has averaged 6.2 points and 6.3 rebounds in 14 starts, compared to 3.6 points and 4.9 rebounds in 10 games off the bench.

- **Big shoes to fill.** USI will need to replace the scoring and rebounding presence of two-time All-GLVC performer **Jasmine Baines** this year. Baines finished her career at USI ranked seventh all-time with 1,209 points in a USI uniform. She also was 11th all-time at USI with 496 rebounds. In her three seasons in a USI uniform, Baines reached double-figures in 65 games and at least 20 points 17 times. She led USI with 17.0 points and 7.0 rebounds per game last year.

- **Magic Mark: 75 points.** The Eagles have won 72 of their last 82 games when scoring at least 75 points. Of those 10 losses, six have come at the hands of Bellarmine University. USI is 172-17 (.910) since 1996-97 when reaching the 75-point plateau.

Southern Indiana vs. Missouri-St. Louis (March 1, 2008)

Official Basketball Box Score

Missouri-St. Louis vs Southern Indiana

3/1/08 1 p.m. at Evansville, IN (PAC)

VISITORS: Missouri-St. Louis 7-20, 4-15 GLVC

| ## | Player Name | TOT-FG 3-PT | | | REBOUNDS | | | PF | TP | A | TO | BLK | S | MIN |
|----|----------------------|-------------|--------|--------|----------|----|-----|----|----|----|----|-----|---|-------|
| | | FG-FGA | FG-FGA | FT-FTA | OF | DE | TOT | | | | | | | |
| 33 | Ricker, Leslie..... | f | 0-5 | 0-0 | 2-3 | 4 | 1 | 5 | 2 | 2 | 4 | 0 | 2 | 27 |
| 42 | Miller, Amanda..... | f | 3-6 | 0-0 | 1-3 | 1 | 1 | 2 | 5 | 7 | 1 | 3 | 0 | 21 |
| 25 | Gagliano, Taylor.... | c | 3-3 | 2-2 | 0-0 | 1 | 0 | 1 | 0 | 8 | 0 | 3 | 0 | 14 |
| 05 | Watts, Courtney..... | g | 1-6 | 1-4 | 5-6 | 2 | 4 | 6 | 2 | 8 | 4 | 2 | 0 | 36 |
| 22 | White, Kristi..... | g | 3-5 | 0-2 | 0-0 | 0 | 3 | 3 | 4 | 6 | 2 | 1 | 0 | 27 |
| 03 | Ransome, Lindsey.... | | 3-4 | 3-4 | 0-0 | 0 | 2 | 2 | 0 | 9 | 0 | 2 | 0 | 21 |
| 12 | Hulbert, Kelcy..... | | 0-2 | 0-0 | 0-0 | 0 | 1 | 1 | 3 | 0 | 0 | 1 | 0 | 5 |
| 20 | Shalenko, Lacey..... | | 1-2 | 0-0 | 0-0 | 0 | 0 | 0 | 2 | 2 | 0 | 1 | 0 | 6 |
| 21 | Mitchell, Kelly..... | | 0-2 | 0-2 | 0-0 | 0 | 0 | 0 | 2 | 0 | 0 | 0 | 0 | 7 |
| 31 | Carter, Kelly..... | | 0-1 | 0-0 | 0-0 | 0 | 1 | 1 | 0 | 0 | 1 | 2 | 0 | 8 |
| 32 | Sheffield, Katherine | | 1-1 | 0-0 | 0-0 | 0 | 2 | 2 | 0 | 2 | 0 | 0 | 0 | 5 |
| 40 | Slaughter, Mary..... | | 9-15 | 0-0 | 6-13 | 2 | 3 | 5 | 4 | 24 | 0 | 3 | 0 | 22 |
| 44 | Ndorongo, Alisa..... | | 0-0 | 0-0 | 0-0 | 0 | 0 | 0 | 0 | 0 | 0 | 0 | 0 | 1 |
| | Team..... | | | | | 2 | 2 | | | | | | | |
| | Totals..... | | 24-52 | 6-14 | 14-25 | 10 | 20 | 30 | 24 | 68 | 10 | 22 | 0 | 8 200 |

TOTAL FG% 1st Half: 11-30 36.7% 2nd Half: 13-22 59.1% Game: 46.2% DEADB
 3-Pt. FG% 1st Half: 4-10 40.0% 2nd Half: 2-4 50.0% Game: 42.9% REBS
 F Throw % 1st Half: 4-8 50.0% 2nd Half: 10-17 58.8% Game: 56.0% 6

HOME TEAM: Southern Indiana 10-17, 5-14 GLVC

| ## | Player Name | TOT-FG 3-PT | | | REBOUNDS | | | PF | TP | A | TO | BLK | S | MIN |
|----|----------------------|-------------|--------|--------|----------|----|-----|----|----|----|----|-----|---|--------|
| | | FG-FGA | FG-FGA | FT-FTA | OF | DE | TOT | | | | | | | |
| 21 | Evans, Ninette..... | f | 3-4 | 0-0 | 3-4 | 1 | 1 | 2 | 5 | 9 | 1 | 5 | 0 | 2 19 |
| 24 | Baines, Jasmine..... | f | 9-17 | 0-1 | 1-6 | 2 | 1 | 3 | 4 | 19 | 4 | 6 | 0 | 3 28 |
| 10 | Darden, Brittany.... | g | 1-5 | 0-2 | 2-2 | 1 | 2 | 3 | 0 | 4 | 2 | 1 | 0 | 2 33 |
| 22 | Newhart, Amie..... | g | 5-11 | 1-3 | 5-7 | 0 | 4 | 4 | 1 | 16 | 0 | 4 | 0 | 1 38 |
| 31 | Jolly, Marshay..... | g | 6-9 | 2-3 | 1-2 | 1 | 2 | 3 | 3 | 15 | 2 | 2 | 0 | 0 31 |
| 12 | Grimaldo, Jessica... | | 0-0 | 0-0 | 0-0 | 0 | 1 | 1 | 5 | 0 | 1 | 1 | 0 | 1 9 |
| 23 | Meneghetti, Lauren.. | | 1-1 | 1-1 | 0-0 | 0 | 2 | 2 | 1 | 3 | 1 | 1 | 0 | 1 22 |
| 40 | Perry, Courtney..... | | 0-1 | 0-0 | 2-2 | 0 | 1 | 1 | 0 | 2 | 0 | 1 | 0 | 0 4 |
| 44 | Neuman, Brittany.... | | 3-5 | 0-0 | 4-4 | 4 | 6 | 10 | 5 | 10 | 0 | 1 | 0 | 1 16 |
| | TEAM..... | | | | | 1 | 3 | 4 | | | | | | |
| | Totals..... | | 28-53 | 4-10 | 18-27 | 10 | 23 | 33 | 24 | 78 | 11 | 22 | 0 | 11 200 |

TOTAL FG% 1st Half: 15-28 53.6% 2nd Half: 13-25 52.0% Game: 52.8% DEADB
 3-Pt. FG% 1st Half: 2-8 25.0% 2nd Half: 2-2 100 % Game: 40.0% REBS
 F Throw % 1st Half: 10-15 66.7% 2nd Half: 8-12 66.7% Game: 66.7% 4

Officials: Troy Winders, Dale Ramsey, Warren Smith
 Technical fouls: Missouri-St. Louis-None. Southern Indiana-None.
 Attendance: 800

| Score by Periods | 1st | 2nd | Total |
|-------------------------|-----|-----|-------|
| Missouri-St. Louis..... | 30 | 38 | - 68 |
| Southern Indiana..... | 42 | 36 | - 78 |

Points in the paint-UMSL 26,USI 36. Points off turnovers-UMSL 16,USI 26.
 2nd chance points-UMSL 8,USI 9. Fast break points-UMSL 0,USI 0.
 Bench points-UMSL 37,USI 15. Score tied-2 times. Lead changed-1 time.
 Last FG-UMSL 2nd-00:10, USI 2nd-01:05.
 Largest lead-UMSL by 5 1st-17:25, USI by 17 1st-01:48.

Screaming Eagles' 2007-08 Statistics (as of FINAL)

| | | | | |
|----------------------------|----------------|--------------|--------------|----------------|
| RECORD: | OVERALL | HOME | AWAY | NEUTRAL |
| ALL GAMES..... | (10-17) | (8-8) | (1-8) | (1-1) |
| CONFERENCE..... | (5-14) | (4-6) | (1-8) | (0-0) |
| NON-CONFERENCE..... | (5-3) | (4-2) | (0-0) | (1-1) |

| ## | Player | GP-GS | Min--Avg | ---TOTAL--- | | ---3-PTS--- | | FT-FTA | Pct | ---REBOUNDS--- | | | | PF | FO | A | TO | Blk | Stl | Pts | Avg |
|----|---------------------|-----------|-------------|-----------------|-------------|----------------|-------------|----------------|-------------|----------------|------------|-------------|-------------|------------|-----------|------------|------------|-----------|------------|-------------|-------------|
| | | | | FG-FGA | Pct | 3FG-FGA | Pct | | | Off | Def | Tot | Avg | | | | | | | | |
| 24 | Baines, Jasmine.... | 27-27 | 802 29.7 | 170-352 | .483 | 0-1 | .000 | 119-176 | .676 | 68 | 121 | 189 | 7.0 | 95 | 4 | 35 | 90 | 47 | 30 | 459 | 17.0 |
| | Conference-Only.. | 19-19 | 589 31.0 | 115-250 | .460 | 0-1 | .000 | 77-115 | .670 | 50 | 90 | 140 | 7.4 | 65 | 2 | 29 | 64 | 34 | 18 | 307 | 16.2 |
| 22 | Newhart, Amie..... | 27-27 | 843 31.2 | 86-223 | .386 | 28-78 | .359 | 65-83 | .783 | 6 | 81 | 87 | 3.2 | 52 | 0 | 71 | 78 | 1 | 46 | 265 | 9.8 |
| | Conference-Only.. | 19-19 | 624 32.8 | 64-160 | .400 | 20-56 | .357 | 34-44 | .773 | 3 | 64 | 67 | 3.5 | 35 | 0 | 44 | 53 | 1 | 30 | 182 | 9.6 |
| 01 | Smart, VaNita..... | 18-11 | 438 24.3 | 62-132 | .470 | 3-16 | .188 | 32-47 | .681 | 27 | 41 | 68 | 3.8 | 46 | 1 | 41 | 65 | 2 | 23 | 159 | 8.8 |
| | Conference-Only.. | 11-8 | 285 25.9 | 39-84 | .464 | 2-9 | .222 | 21-32 | .656 | 18 | 23 | 41 | 3.7 | 28 | 1 | 26 | 45 | 2 | 9 | 101 | 9.2 |
| 33 | Clendenen, Carly... | 13-5 | 277 21.3 | 36-90 | .400 | 30-72 | .417 | 9-11 | .818 | 3 | 19 | 22 | 1.7 | 9 | 0 | 24 | 25 | 1 | 8 | 111 | 8.5 |
| | Conference-Only.. | 5-1 | 104 20.8 | 12-38 | .316 | 10-29 | .345 | 4-5 | .800 | 2 | 8 | 10 | 2.0 | 5 | 0 | 6 | 8 | 0 | 1 | 38 | 7.6 |
| 10 | Darden, Brittany... | 26-11 | 662 25.5 | 82-179 | .458 | 24-58 | .414 | 18-34 | .529 | 29 | 39 | 68 | 2.6 | 35 | 0 | 50 | 76 | 4 | 35 | 206 | 7.9 |
| | Conference-Only.. | 19-10 | 501 26.4 | 52-120 | .433 | 16-39 | .410 | 13-20 | .650 | 21 | 23 | 44 | 2.3 | 26 | 0 | 32 | 57 | 3 | 22 | 133 | 7.0 |
| 31 | Jolly, Marshay.... | 27-27 | 627 23.2 | 74-189 | .392 | 27-95 | .284 | 31-41 | .756 | 25 | 61 | 86 | 3.2 | 59 | 1 | 45 | 56 | 2 | 27 | 206 | 7.6 |
| | Conference-Only.. | 19-19 | 483 25.4 | 58-148 | .392 | 23-76 | .303 | 25-30 | .833 | 22 | 47 | 69 | 3.6 | 46 | 1 | 38 | 47 | 1 | 21 | 164 | 8.6 |
| 21 | Evans, Ninette.... | 25-15 | 449 18.0 | 52-107 | .486 | 0-0 | .000 | 25-37 | .676 | 58 | 85 | 143 | 5.7 | 76 | 5 | 10 | 58 | 8 | 13 | 129 | 5.2 |
| | Conference-Only.. | 17-15 | 338 19.9 | 41-84 | .488 | 0-0 | .000 | 19-25 | .760 | 41 | 58 | 99 | 5.8 | 55 | 4 | 7 | 42 | 7 | 11 | 101 | 5.9 |
| 44 | Neuman, Brittany... | 26-9 | 450 17.3 | 32-73 | .438 | 0-0 | .000 | 37-53 | .698 | 35 | 110 | 145 | 5.6 | 81 | 4 | 10 | 43 | 14 | 8 | 101 | 3.9 |
| | Conference-Only.. | 18-1 | 274 15.2 | 18-45 | .400 | 0-0 | .000 | 24-31 | .774 | 26 | 61 | 87 | 4.8 | 55 | 2 | 5 | 30 | 7 | 5 | 60 | 3.3 |
| 23 | Meneghetti, Lauren. | 24-0 | 384 16.0 | 33-84 | .393 | 10-41 | .244 | 11-19 | .579 | 14 | 27 | 41 | 1.7 | 21 | 0 | 25 | 40 | 1 | 19 | 87 | 3.6 |
| | Conference-Only.. | 17-0 | 274 16.1 | 23-60 | .383 | 10-32 | .313 | 8-13 | .615 | 8 | 17 | 25 | 1.5 | 18 | 0 | 16 | 27 | 1 | 16 | 64 | 3.8 |
| 12 | Grimaldo, Jessica.. | 27-3 | 339 12.6 | 33-74 | .446 | 0-0 | .000 | 8-13 | .615 | 25 | 40 | 65 | 2.4 | 63 | 5 | 16 | 43 | 8 | 9 | 74 | 2.7 |
| | Conference-Only.. | 19-3 | 250 13.2 | 23-53 | .434 | 0-0 | .000 | 6-8 | .750 | 17 | 31 | 48 | 2.5 | 46 | 4 | 9 | 31 | 6 | 4 | 52 | 2.7 |
| 40 | Perry, Courtney.... | 18-0 | 130 7.2 | 5-20 | .250 | 0-0 | .000 | 4-6 | .667 | 13 | 21 | 34 | 1.9 | 21 | 0 | 6 | 8 | 2 | 3 | 14 | 0.8 |
| | Conference-Only.. | 13-0 | 79 6.1 | 1-11 | .091 | 0-0 | .000 | 3-4 | .750 | 5 | 9 | 14 | 1.1 | 12 | 0 | 3 | 5 | 2 | 1 | 5 | 0.4 |
| | TEAM..... | | | | | | | | | 43 | 50 | 93 | 3.4 | 0 | | | | | | | |
| | Conference-Only.. | | | | | | | | | 30 | 37 | 67 | 3.5 | 0 | | | | | | | |
| | Total..... | 27 | 5401 | 665-1523 | .437 | 122-361 | .338 | 359-520 | .690 | 346 | 695 | 1041 | 38.6 | 558 | 20 | 333 | 583 | 90 | 221 | 1811 | 67.1 |
| | Conference-Only.. | 19 | 3801 | 446-1053 | .424 | 81-242 | .335 | 234-327 | .716 | 243 | 468 | 711 | 37.4 | 391 | 14 | 215 | 410 | 64 | 138 | 1207 | 63.5 |
| | Opponents..... | 27 | 5401 | 599-1513 | .396 | 159-475 | .335 | 430-648 | .664 | 330 | 604 | 934 | 34.6 | 488 | - | 359 | 511 | 56 | 247 | 1787 | 66.2 |
| | Conference-Only.. | 19 | 3801 | 421-1060 | .397 | 111-325 | .342 | 319-460 | .693 | 244 | 417 | 661 | 34.8 | 316 | 6 | 250 | 328 | 41 | 176 | 1272 | 66.9 |

| | | | | | | | |
|-----------------------|-----|-----|--------|-----------------------|-----|-----|-------|
| SCORE BY PERIODS: | 1st | 2nd | Total | DEADBALL REBOUNDS: | OFF | DEF | TOTAL |
| Southern Indiana..... | 839 | 972 | - 1811 | Southern Indiana..... | 69 | 3 | 72 |
| Opponents..... | 835 | 952 | - 1787 | Opponents..... | 103 | 1 | 104 |

| TEAM STATISTICS | USI | OPP | DATE | OPPONENT | W/L | SCORE | ATTEND |
|------------------------|----------|----------|-----------|-----------------------------------|-----|-------|--------|
| SCORING..... | 1811 | 1787 | 11/17/07 | ILLINOIS-SPRINGFIELD | W | 90-50 | 700 |
| Points per game..... | 67.1 | 66.2 | 11/20/07 | CENTRAL MISSOURI | W | 92-65 | 500 |
| Scoring margin..... | +0.9 | - | 11/24/07 | CUMBERLANDS | W | 84-72 | 300 |
| FIELD GOALS-ATT..... | 665-1523 | 599-1513 | *12/01/07 | at Kentucky Wesleyan | L | 58-76 | 500 |
| Field goal pct..... | .437 | .396 | 12/9/07 | TUSCULUM | L | 69-74 | 200 |
| 3 POINT FG-ATT..... | 122-361 | 159-475 | 12/15/07 | CENTRAL STATE | W | 64-36 | 550 |
| 3-point FG pct..... | .338 | .335 | 12/19/07 | vs Tiffin University | L | 78-90 | 105 |
| 3-pt FG made per game. | 4.5 | 5.9 | 12/20/07 | vs Mt. Olive | W | 64-59 | 38 |
| FREE THROWS-ATT..... | 359-520 | 430-648 | 12/28/07 | SAGINAW VALLEY STATE | L | 63-69 | 400 |
| Free throw pct..... | .690 | .664 | *01/03/08 | at Missouri-St. Louis | W | 77-72 | 176 |
| F-Throws made per game | 13.3 | 15.9 | *1/5/08 | at Missouri S&T | L | 63-78 | 220 |
| REBOUNDS..... | 1041 | 934 | *1/10/08 | WISCONSIN-PARKSIDE | L | 63-70 | 500 |
| Rebounds per game..... | 38.6 | 34.6 | *1/12/08 | LEWIS | W | 65-50 | 800 |
| Rebounding margin.... | +4.0 | - | *1/17/08 | at Northern Kentucky | L | 54-59 | 1011 |
| ASSISTS..... | 333 | 359 | *01/19/08 | at Bellarmine | L | 67-75 | 802 |
| Assists per game..... | 12.3 | 13.3 | *1/24/08 | QUINCY | L | 64-69 | 700 |
| TURNOVERS..... | 583 | 511 | *1/26/08 | SIU EDWARDSVILLE | L | 70-73 | 500 |
| Turnovers per game.... | 21.6 | 18.9 | *1/31/08 | at Drury University Lady Panthers | L | 65-79 | 1022 |
| Turnover margin..... | -2.7 | - | *02/02/08 | at Rockhurst | L | 56-61 | 333 |
| Assist/turnover ratio. | 0.6 | 0.7 | *2/7/08 | SAINT JOSEPH'S | W | 72-24 | 300 |
| STEALS..... | 221 | 247 | *2/9/08 | INDIANAPOLIS | L | 56-63 | 800 |
| Steals per game..... | 8.2 | 9.1 | *2/14/08 | ROCKHURST | W | 63-61 | 500 |
| BLOCKS..... | 90 | 56 | *2/16/08 | DRURY | L | 57-72 | 500 |
| Blocks per game..... | 3.3 | 2.1 | *02/21/08 | at SIU Edwardsville | L | 59-62 | 357 |
| ATTENDANCE..... | 8550 | 4939 | *2/23/08 | at Quincy University | L | 59-89 | 375 |
| Home games-Avg/Game... | 16-534 | 9-533 | *2/28/08 | MISSOURI S&T | L | 61-71 | 500 |
| Neutral site-Avg/Game. | - | 2-72 | *3/1/08 | MISSOURI-ST. LOUIS | W | 78-68 | 800 |

| | | | |
|-----------------------|-----|-----|--------|
| SCORE BY PERIODS: | 1st | 2nd | Total |
| Southern Indiana..... | 839 | 972 | - 1811 |
| Opponents..... | 835 | 952 | - 1787 |

Southern Indiana Game-by-Game Points-Rebounds-Assists (as of FINAL 2007-08)
All games

| Opponent | Date | Score | WL | 01 | 10 | 12 | 21 | 22 | 23 | 24 | 31 | 33 |
|--------------------------|----------|-------|----|-----------|-----------|-----------|-----------|-----------|-----------|-----------|-----------|-----------|
| | | | | SMART,VAN | DARDEN,BR | GRIMALDO, | EVANS,NIN | NEWHART,A | MENEGHETT | BAINES,JA | JOLLY,MAR | CLENDENEN |
| ILLINOIS-SPRINGFIELD | 11/17/07 | 90-50 | W | 12- 1- 2 | 12- 2- 2 | 0- 2- 0 | 1- 3- 1 | 8- 0- 2 | 8- 3- 0 | 22- 6- 2 | 5- 2- 1 | 18- 1- 3 |
| CENTRAL MISSOURI | 11/20/07 | 92-65 | W | 3- 4- 2 | 20- 4- 2 | 2- 1- 0 | 4- 6- 0 | 13- 3- 5 | 2- 2- 2 | 25- 9- 2 | 10- 4- 0 | 11- 3- 4 |
| CUMBERLANDS | 11/24/07 | 84-72 | W | 8- 6- 4 | 14- 3- 2 | 1- 2- 3 | 4- 7- 0 | 9- 5- 4 | 3- 0- 1 | 23- 6- 1 | 14- 2- 0 | 7- 2- 1 |
| at Kentucky Wesleyan | 12/01/07 | 58-76 | L | 14- 0- 3 | 6- 0- 2 | 2- 2- 1 | 2- 3- 0 | 5- 3- 1 | 3- 0- 1 | 17- 5- 0 | 3- 0- 2 | 6- 1- 2 |
| TUSCULUM | 12/9/07 | 69-74 | L | 14- 6- 1 | 5- 3- 5 | 0- 2- 0 | 4- 7- 1 | 8- 2- 2 | DNP | 20- 4- 0 | 2- 1- 1 | 3- 1- 1 |
| CENTRAL STATE | 12/15/07 | 64-36 | W | 10- 2- 2 | 5- 6- 1 | 6- 6- 0 | 3- 7- 0 | 6- 2- 2 | 2- 4- 1 | 11- 4- 0 | 2- 1- 3 | 7- 0- 0 |
| vs Tiffin University | 12/19/07 | 78-90 | L | 9- 5- 3 | 6- 3- 3 | 5- 0- 1 | 0- 2- 0 | 18- 4- 1 | 2- 0- 1 | 24- 8- 0 | 7- 2- 1 | 3- 2- 1 |
| vs Mt. Olive | 12/20/07 | 64-59 | W | DNP | DNP | 4- 2- 2 | 8- 9- 1 | 6- 2- 7 | 6- 5- 4 | 17- 6- 0 | 2- 5- 1 | 15- 3- 4 |
| SAGINAW VALLEY STATE | 12/28/07 | 63-69 | L | 2- 3- 1 | 11- 3- 3 | 4- 2- 1 | 4- 3- 0 | 15- 2- 4 | 0- 2- 0 | 10- 6- 1 | 0- 0- 0 | 9- 0- 4 |
| at Missouri-St. Louis | 01/03/08 | 77-72 | W | 6- 9- 3 | 8- 3- 5 | 2- 1- 0 | 4- 4- 1 | 6- 0- 4 | DNP | 27- 7- 1 | 12- 5- 2 | 7- 3- 0 |
| at Missouri S&T | 1/5/08 | 63-78 | L | 14- 1- 2 | 2- 1- 2 | 2- 1- 0 | 10- 9- 0 | 12- 5- 3 | 0- 0- 0 | 7- 7- 0 | 5- 3- 2 | 11- 2- 2 |
| WISCONSIN-PARKSIDE | 1/10/08 | 63-70 | L | 6- 3- 2 | 0- 2- 2 | 5- 3- 0 | 5- 3- 0 | 5- 0- 3 | DNP | 16- 6- 0 | 16- 5- 0 | 6- 2- 2 |
| LEWIS | 1/12/08 | 65-50 | W | 3- 4- 2 | 5- 2- 2 | 2- 2- 1 | 10-14- 1 | 8- 4- 0 | 2- 0- 0 | 23- 7- 1 | 0- 3- 0 | 8- 2- 0 |
| at Northern Kentucky | 1/17/08 | 54-59 | L | 8- 5- 1 | 0- 0- 1 | 6- 2- 0 | 6- 5- 0 | 6- 2- 2 | 0- 0- 0 | 22-13- 1 | 6- 0- 1 | DNP |
| at Bellarmine | 01/19/08 | 67-75 | L | 10- 5- 2 | 12- 2- 1 | 2- 4- 0 | 8- 5- 0 | 5- 7- 3 | 1- 1- 0 | 15- 6- 0 | 13- 3- 5 | DNP |
| QUINCY | 1/24/08 | 64-69 | L | 6- 2- 3 | 0- 1- 1 | 2- 4- 0 | 10- 8- 1 | 11- 1- 2 | 5- 0- 1 | 17-10- 3 | 13- 8- 4 | DNP |
| SIU EDWARDSVILLE | 1/26/08 | 70-73 | L | 14- 5- 3 | 6- 1- 1 | 8- 3- 0 | DNP | 15- 0- 4 | 4- 2- 0 | 10- 7- 3 | 8- 4- 3 | DNP |
| at Drury University Ladl | 31/08 | 65-79 | L | 6- 4- 3 | 11- 0- 0 | 4- 6- 1 | 6- 2- 0 | 5- 5- 2 | 0- 2- 0 | 20- 9- 4 | 13- 6- 3 | DNP |
| at Rockhurst | 02/02/08 | 56-61 | L | 14- 3- 2 | 4- 5- 2 | 2- 2- 0 | 2- 9- 2 | 12- 6- 0 | 3- 1- 0 | 15- 9- 5 | 4- 3- 0 | DNP |
| SAINT JOSEPH'S | 2/7/08 | 72-24 | W | DNP | 19- 5- 3 | 7- 8- 1 | 0- 4- 0 | 15- 3- 6 | 6- 2- 4 | 8- 8- 0 | 10- 8- 1 | DNP |
| INDIANAPOLIS | 2/9/08 | 56-63 | L | DNP | 0- 2- 1 | 0- 2- 0 | 0- 8- 0 | 15- 4- 1 | 6- 5- 1 | 15- 6- 0 | 11- 2- 1 | DNP |
| ROCKHURST | 2/14/08 | 63-61 | W | DNP | 14-11- 1 | 4- 3- 0 | 6- 6- 0 | 6- 5- 1 | 6- 1- 3 | 16- 7- 2 | 10- 5- 2 | DNP |
| DRURY | 2/16/08 | 57-72 | L | DNP | 10- 1- 2 | 2- 2- 2 | DNP | 7- 5- 3 | 12- 3- 0 | 19-11- 0 | 3- 4- 3 | DNP |
| at SIU Edwardsville | 02/21/08 | 59-62 | L | DNP | 10- 3- 2 | 2- 0- 1 | 12- 4- 0 | 13- 5- 4 | 2- 0- 2 | 15-10- 1 | 5- 3- 5 | DNP |
| at Quincy University | 2/23/08 | 59-89 | L | DNP | 11- 2- 1 | 0- 1- 0 | 8- 7- 0 | 10- 6- 3 | 7- 3- 2 | 11- 5- 3 | 10- 0- 1 | DNP |
| MISSOURI S&T | 2/28/08 | 61-71 | L | DNP | 11- 0- 1 | 0- 1- 1 | 3- 6- 1 | 10- 2- 2 | 4- 3- 1 | 15- 4- 1 | 7- 4- 1 | DNP |
| MISSOURI-ST. LOUIS | 3/1/08 | 78-68 | W | DNP | 4- 3- 2 | 0- 1- 1 | 9- 2- 1 | 16- 4- 0 | 3- 2- 1 | 19- 3- 4 | 15- 3- 2 | DNP |

| Opponent | Date | Score | WL | 40 | 44 |
|--------------------------|----------|-------|----|-----------|-----------|
| | | | | PERRY,COU | NEUMAN,BR |
| ILLINOIS-SPRINGFIELD | 11/17/07 | 90-50 | W | 2- 6- 2 | 2- 2- 0 |
| CENTRAL MISSOURI | 11/20/07 | 92-65 | W | 2- 2- 0 | 0- 6- 1 |
| CUMBERLANDS | 11/24/07 | 84-72 | W | DNP | 1- 9- 1 |
| at Kentucky Wesleyan | 12/01/07 | 58-76 | L | 0- 1- 0 | 0- 8- 0 |
| TUSCULUM | 12/9/07 | 69-74 | L | DNP | 13-12- 2 |
| CENTRAL STATE | 12/15/07 | 64-36 | W | 5- 6- 1 | 7- 7- 1 |
| vs Tiffin University | 12/19/07 | 78-90 | L | 0- 4- 0 | 4- 8- 0 |
| vs Mt. Olive | 12/20/07 | 64-59 | W | DNP | 6-10- 0 |
| SAGINAW VALLEY STATE | 12/28/07 | 63-69 | L | 0- 2- 0 | 8- 4- 0 |
| at Missouri-St. Louis | 01/03/08 | 77-72 | W | 0- 0- 0 | 5- 8- 0 |
| at Missouri S&T | 1/5/08 | 63-78 | L | DNP | 0- 3- 0 |
| WISCONSIN-PARKSIDE | 1/10/08 | 63-70 | L | DNP | 4- 7- 0 |
| LEWIS | 1/12/08 | 65-50 | W | DNP | 4- 4- 1 |
| at Northern Kentucky | 1/17/08 | 54-59 | L | DNP | 0- 3- 0 |
| at Bellarmine | 01/19/08 | 67-75 | L | 1- 1- 0 | 0- 2- 0 |
| QUINCY | 1/24/08 | 64-69 | L | DNP | 0- 0- 0 |
| SIU EDWARDSVILLE | 1/26/08 | 70-73 | L | 2- 2- 0 | 3- 2- 1 |
| at Drury University Ladl | 31/08 | 65-79 | L | 0- 3- 1 | DNP |
| at Rockhurst | 02/02/08 | 56-61 | L | 0- 1- 0 | 0- 2- 0 |
| SAINT JOSEPH'S | 2/7/08 | 72-24 | W | 0- 2- 2 | 7- 6- 2 |
| INDIANAPOLIS | 2/9/08 | 56-63 | L | 0- 1- 0 | 9- 4- 1 |
| ROCKHURST | 2/14/08 | 63-61 | W | 0- 0- 0 | 1- 3- 0 |
| DRURY | 2/16/08 | 57-72 | L | 0- 2- 0 | 4- 6- 0 |
| at SIU Edwardsville | 02/21/08 | 59-62 | L | 0- 0- 0 | 0- 2- 0 |
| at Quincy University | 2/23/08 | 59-89 | L | 0- 0- 0 | 2- 6- 0 |
| MISSOURI S&T | 2/28/08 | 61-71 | L | DNP | 11-11- 0 |
| MISSOURI-ST. LOUIS | 3/1/08 | 78-68 | W | 2- 1- 0 | 10-10- 0 |

Southern Indiana Team High/Low Analysis (as of FINAL 2007-08)
All games

Southern Indiana - TEAM GAME HIGHS

| | | |
|----------------------------|---------------|---------------------------------|
| POINTS..... | 92 | CENTRAL MISSOURI (11/20/07) |
| FIELD GOALS MADE..... | 33 | CUMBERLANDS (11/24/07) |
| | 33 | ILLINOIS-SPRINGFIELD (11/17/07) |
| FIELD GOAL ATTEMPTS..... | 69 | at Bellarmine (01/19/08) |
| | 69 | ILLINOIS-SPRINGFIELD (11/17/07) |
| FIELD GOAL PERCENTAGE..... | .660 (33-50) | CUMBERLANDS (11/24/07) |
| 3 PT FIELD GOALS MADE..... | 11 | SAINT JOSEPH'S (2/7/08) |
| 3 PT FG ATTEMPTS..... | 25 | SAINT JOSEPH'S (2/7/08) |
| 3 PT FG PERCENTAGE..... | .833 (5-6) | CUMBERLANDS (11/24/07) |
| FREE THROWS MADE..... | 27 | LEWIS (1/12/08) |
| FREE THROW ATTEMPTS..... | 35 | LEWIS (1/12/08) |
| FREE THROW PERCENTAGE..... | 1.000 (9-9) | SAINT JOSEPH'S (2/7/08) |
| REBOUNDS..... | 50 | SAINT JOSEPH'S (2/7/08) |
| ASSISTS..... | 19 | SAINT JOSEPH'S (2/7/08) |
| | 19 | vs Mt. Olive (12/20/07) |
| STEALS..... | 18 | ILLINOIS-SPRINGFIELD (11/17/07) |
| BLOCKED SHOTS..... | 7 | DRURY (2/16/08) |
| TURNOVERS..... | 29 | at Quincy University (2/23/08) |
| FOULS..... | 28 | TUSCULUM (12/9/07) |

Opponent - GAME HIGHS

| | | |
|----------------------------|--------------|---|
| POINTS..... | 90 | vs Tiffin University (12/19/07) |
| FIELD GOALS MADE..... | 28 | at Quincy University (2/23/08) |
| | 28 | vs Tiffin University (12/19/07) |
| FIELD GOAL ATTEMPTS..... | 71 | at Drury University Lady Panthers (1/31/08) |
| FIELD GOAL PERCENTAGE..... | .587 (27-46) | MISSOURI S&T (2/28/08) |
| 3 PT FIELD GOALS MADE..... | 14 | vs Tiffin University (12/19/07) |
| 3 PT FG ATTEMPTS..... | 31 | CUMBERLANDS (11/24/07) |
| 3 PT FG PERCENTAGE..... | .556 (5-9) | SAGINAW VALLEY STATE (12/28/07) |
| FREE THROWS MADE..... | 27 | INDIANAPOLIS (2/9/08) |
| FREE THROW ATTEMPTS..... | 37 | TUSCULUM (12/9/07) |
| FREE THROW PERCENTAGE..... | .920 (23-25) | SIU EDWARDSVILLE (1/26/08) |
| REBOUNDS..... | 44 | at Bellarmine (01/19/08) |
| ASSISTS..... | 21 | at Bellarmine (01/19/08) |
| STEALS..... | 17 | at Quincy University (2/23/08) |
| BLOCKED SHOTS..... | 9 | at Northern Kentucky (1/17/08) |
| TURNOVERS..... | 39 | ILLINOIS-SPRINGFIELD (11/17/07) |
| FOULS..... | 27 | CENTRAL MISSOURI (11/20/07) |

Southern Indiana - GAME LOWS

| | | |
|----------------------------|---------------|---|
| POINTS..... | 54 | at Northern Kentucky (1/17/08) |
| FIELD GOALS MADE..... | 16 | INDIANAPOLIS (2/9/08) |
| FIELD GOAL ATTEMPTS..... | 43 | DRURY (2/16/08) |
| FIELD GOAL PERCENTAGE..... | .308 (16-52) | INDIANAPOLIS (2/9/08) |
| 3 PT FIELD GOALS MADE..... | 1 | DRURY (2/16/08) |
| 3 PT FG ATTEMPTS..... | 6 | CUMBERLANDS (11/24/07) |
| | 6 | at Northern Kentucky (1/17/08) |
| 3 PT FG PERCENTAGE..... | .118 (2-17) | CENTRAL STATE (12/15/07) |
| FREE THROWS MADE..... | 6 | at Northern Kentucky (1/17/08) |
| | 6 | at Drury University Lady Panthers (1/31/08) |
| FREE THROW ATTEMPTS..... | 8 | at SIU Edwardsville (02/21/08) |
| FREE THROW PERCENTAGE..... | .462 (12-26) | ROCKHURST (2/14/08) |
| REBOUNDS..... | 29 | at Kentucky Wesleyan (12/01/07) |
| ASSISTS..... | 5 | INDIANAPOLIS (2/9/08) |
| STEALS..... | 3 | at Drury University Lady Panthers (1/31/08) |
| | 3 | DRURY (2/16/08) |
| BLOCKED SHOTS..... | 0 | SIU EDWARDSVILLE (1/26/08) |
| | 0 | MISSOURI-ST. LOUIS (3/1/08) |
| TURNOVERS..... | 14 | ILLINOIS-SPRINGFIELD (11/17/07) |
| | 14 | at Bellarmine (01/19/08) |
| FOULS..... | 12 | SAINT JOSEPH'S (2/7/08) |

Opponent - GAME LOWS

| | | |
|----------------------------|---------------|--|
| POINTS..... | 24 | SAINT JOSEPH'S (2/7/08) |
| FIELD GOALS MADE..... | 8 | SAINT JOSEPH'S (2/7/08) |
| FIELD GOAL ATTEMPTS..... | 39 | ILLINOIS-SPRINGFIELD (11/17/07) |
| FIELD GOAL PERCENTAGE..... | .160 (8-50) | SAINT JOSEPH'S (2/7/08) |
| 3 PT FIELD GOALS MADE..... | 2 | Four times, last against: INDIANAPOLIS (2/9/08) |
| 3 PT FG ATTEMPTS..... | 5 | ILLINOIS-SPRINGFIELD (11/17/07) |
| 3 PT FG PERCENTAGE..... | .118 (2-17) | INDIANAPOLIS (2/9/08) |
| FREE THROWS MADE..... | 0 | CENTRAL STATE (12/15/07) |
| FREE THROW ATTEMPTS..... | 4 | CENTRAL STATE (12/15/07) |
| FREE THROW PERCENTAGE..... | .000 (0-4) | CENTRAL STATE (12/15/07) |
| REBOUNDS..... | 24 | CUMBERLANDS (11/24/07) |
| ASSISTS..... | 5 | CENTRAL STATE (12/15/07) |
| STEALS..... | 4 | at SIU Edwardsville (02/21/08) |
| BLOCKED SHOTS..... | 0 | Six times, last against: MISSOURI-ST. LOUIS (3/1/08) |
| TURNOVERS..... | 7 | DRURY (2/16/08) |
| FOULS..... | 8 | at SIU Edwardsville (02/21/08) |

Southern Indiana Player High/Low Analysis (as of FINAL 2007-08)
All games

Southern Indiana - INDIVIDUAL GAME HIGHS

| | | |
|-------------------------------|---------------|---|
| Points..... | 27 | Baines, Jasmine at Missouri-St. Louis (01/03/08) |
| Field Goals Made..... | 10 | Baines, Jasmine at Missouri-St. Louis (01/03/08) |
| Field Goal Att..... | 18 | Baines, Jasmine vs Cumberlands (11/24/07) |
| FG Pct (min 5 made)..... | 1.000 (5-5) | Jolly, Marshay vs Cumberlands (11/24/07) |
| 3-Point FG Made..... | 5 | Clendenen, Carly vs Mt. Olive (12/20/07) |
| | 5 | Clendenen, Carly vs Illinois-Springfield (11/17/07) |
| 3-Point FG Att..... | 9 | Clendenen, Carly vs Central Missouri (11/20/07) |
| 3-Pt FG Pct (min 2 made)..... | 1.000 (4-4) | Darden, Brittany vs Central Missouri (11/20/07) |
| Free Throws Made..... | 13 | Baines, Jasmine vs Lewis (1/12/08) |
| Free Throw Att..... | 16 | Baines, Jasmine vs Lewis (1/12/08) |
| FT Pct (min 3 made)..... | 1.000 (10-10) | Newhart, Amie vs Tiffin University (12/19/07) |
| Rebounds..... | 14 | Evans, Ninette vs Lewis (1/12/08) |
| Assists..... | 7 | Newhart, Amie vs Mt. Olive (12/20/07) |
| Steals..... | 5 | Newhart, Amie vs Wisconsin-Parkside (1/10/08) |
| | 5 | Smart, VaNita vs Illinois-Springfield (11/17/07) |
| Blocked Shots..... | 5 | Baines, Jasmine vs Central Missouri (11/20/07) |
| Turnovers..... | 9 | Newhart, Amie at Rockhurst (02/02/08) |
| Fouls..... | 5 | 20 times, last: Evans, Ninette vs Missouri-St. Louis (3/1/08) |
| | 5 | Neuman, Brittany vs Missouri-St. Louis (3/1/08) |
| | 5 | Grimaldo, Jessica vs Missouri-St. Louis (3/1/08) |

OPPONENT INDIVIDUAL GAME HIGHS

| | | |
|-------------------------------|---------------|---|
| Points..... | 30 | Neace, Amber vs Cumberlands (11/24/07) |
| Field Goals Made..... | 11 | Neace, Amber vs Cumberlands (11/24/07) |
| Field Goal Att..... | 22 | Neace, Amber vs Cumberlands (11/24/07) |
| FG Pct (min 5 made)..... | .778 (7-9) | Ballweg, Lindsay vs Drury (2/16/08) |
| 3-Point FG Made..... | 6 | Ming, Kayla vs Wisconsin-Parkside (1/10/08) |
| 3-Point FG Att..... | 14 | Ming, Kayla vs Wisconsin-Parkside (1/10/08) |
| 3-Pt FG Pct (min 2 made)..... | 1.000 (2-2) | Four times, last: Gagliano, Taylor vs Missouri-St. Louis (3/1/08) |
| Free Throws Made..... | 13 | Meissel, Samantha vs Indianapolis (2/9/08) |
| Free Throw Att..... | 13 | Slaughter, Mary vs Missouri-St. Louis (3/1/08) |
| | 13 | Meissel, Samantha vs Indianapolis (2/9/08) |
| FT Pct (min 3 made)..... | 1.000 (13-13) | Meissel, Samantha vs Indianapolis (2/9/08) |
| Rebounds..... | 18 | Neptune, Stephany vs Tusculum (12/9/07) |
| Assists..... | 10 | Kylene Spiegel vs Tiffin University (12/19/07) |
| | 10 | Fuller, Lissi vs Cumberlands (11/24/07) |
| Steals..... | 8 | Keller, Jessica at Quincy University (2/23/08) |
| Blocked Shots..... | 4 | Neptune, Stephany vs Tusculum (12/9/07) |
| Turnovers..... | 9 | Sproat, Tiffany vs Illinois-Springfield (11/17/07) |
| Fouls..... | 5 | Nine times, last: Miller, Amanda vs Missouri-St. Louis (3/1/08) |