



2008-09 USI Women's Basketball Game Notes

◆ January 13, 2009 ◆

Media Contacts: Ray Simmons, Sports Information Director (Office) 812/465-1622; (Home) 812/402-643
Dan McDonnell, Asst. Sports Information Director (Office) 812/465-1121; (Home) 812/303-6287

Upcoming Games

Thu., January 15: USI vs. Kentucky Wesleyan, 5:15 p.m. (Physical Activities Center)*

Thu., January 22: USI vs. Missouri-St. Louis, 5:15 p.m. (Physical Activities Center)*

Sat., January 24: USI vs. Rockhurst, 1 p.m. (Physical Activities Center)*

*Denotes GLVC contest; All Times are Central.

USI Schedule & Results

On the Air

November

Sat. 1: @ Indiana (Exhib.) L 49-93

St. Edwards Shootout
Austin, TX

Sat. 15: vs. Abilene Christian L 53-80

Sun. 16: vs. SE Oklahoma State W 83-76

Sat. 22: EDINBORO W 88-80

Mon. 24: MID-CONTINENT W 79-55

Indianapolis Classic
Indianapolis, IN

Fri. 28: vs. Hillsdale L 55-70

Sat. 29: vs. Grace W 87-62

December

Thu. 4: @ Lewis L 61-69*

Sat. 6: @ UW-Parkside L 67-75*

Sat. 20: ILLINOIS-SPRINGFIELD W 62-55

Mon. 22: TRUMAN STATE W 67-50

Mon. 29: WAYNE STATE (MI) W 80-75

January

Fri. 2: SAINT JOSEPH'S W 78-56*

Sun. 4: INDIANAPOLIS L 68-93*

Thu. 8: NORTHERN KENTUCKY L 48-62*

Sat. 10: @ Bellarmine L 58-77*

Thu. 15: KENTUCKY WESLEYAN 5:15 p.m.*

Thu. 22: MISSOURI-ST. LOUIS 5:15 p.m.*

Sat. 24: ROCKHURST 1 p.m.*

Thu. 29: @ Drury 5:45 p.m.*

Sat. 31: @ Missouri S&T 1 p.m.*

February

Thu. 5: QUINCY 5:15 p.m.*

Sat. 7: DRURY 1 p.m.*^

Wed. 11: LAKE ERIE 7 p.m.

Sat. 14: @ Quincy 1 p.m.*

Thu. 19: @ Missouri-St. Louis 5:45 p.m.*

Sat. 21: MISSOURI S&T 1 p.m.*!

Sat. 28: @ Rockhurst 1 p.m.*

GLVC Tournament March 5-8

Sites to be determined

Midwest Region Tournament March 13-16

Site to be determined

NCAA II Elite Eight March 25-28

Saint Joseph Civic Arena

Saint Joseph, Missouri

*GLVC contest; ^Homecoming; !Senior Day.

All times are Central.

Radio: WSWI AM 820; WSPR 90.7 FM.

Internet: www.820theedge.com.

TV: vs. Kentucky Wesleyan (Check local listings)

On the Web

USI Athletic web site: www.usi.edu/sports

Women's Basketball: www.usi.edu/sports/wbasket/wbasket.asp

Live stats for home games: www.usi.edu/sports/wbblive/xlive.htm

Head Coach Rick Stein (10th Year)

USI/career record: 161-116 (.581)

GLVC record: 91-92 (.500)

Home record: 97-44 (.688)

Road record: 43-56 (.434)

Neutral record: 21-16 (.568)

Midwest Region record: 121-103 (.540)

USI in 2008-09

Overall record: 8-7 (.533)

GLVC record: 1-5 (.167)

Division Record: 0-0 (.000)

Home record: 6-2 (.750)

Road record: 0-3 (.000)

Neutral site record: 2-2 (.500)

Midwest Region record: 3-6 (.333)

USI's last time out

Bellarmine 77

Pts: T. Kopple, 16; D. Beaven, 16.

Rbs: T. Kopple, 7; D. Beaven, 7.

Asts: A. Hughes, 3; A. Matheis, 3.

Southern Indiana 58

Pts: E. Young, 18.

Rbs: A. Williams, 8.

Asts: A. Newhart, 4.

Notable: E. Young, 4 stls.

Recap

The Eagles committed 15 first-half turnovers, most of which were unforced, as they fell behind early to Bellarmine. The Eagles, who trailed by 17 at the break, cut the Knight's lead to eight in the second half, but could not get any closer as they dropped their third straight decision.

USI vs. Opponents

USI vs. Kentucky Wesleyan College Panthers (7-7, 2-3 GLVC)

-Series record: USI leads the all-time series, 39-24.

-Series since 2000: USI leads the series, 12-3.

-First meeting: at KWC 63, USI 38 (1975-76 season/USI's third-ever game)

-Last year: at KWC 76, USI 58 (December 1, 2007)

USI vs. University of Missouri-St. Louis Tritons (4-11, 1-5 GLVC)

-Series record: USI leads the all-time series, 23-10.

-Series since 2000: USI leads the series, 14-4.

-First meeting: UMSL 86, at USI 51 (1981-82 season)

-Last year: USI 77, at UMSL 72 (1/3/08); at USI 78, UMSL 68 (3/1/08)




-This year: First meeting.

2008-09 University of Southern Indiana Screaming Eagles

PLAYER		2008-09 Statistics			2008-09 Season Highs	USI Career Highs
		Pt.#	Reb.#	Ast.#		
	#1 Rinesha Soaper Pronunciation: Rye-KNEE-shuh 5'4"...Freshman...Guard Hometown: Henderson, KY H.S.: Henderson County	8.9	1.7	0.6	Pts: 26-Wayne State, 12/29 Reb: 4-Edinboro, 11/22 Ast: 2-Twice, last on 12/29 Stl: 5-Twice, last on 12/29 Double-figure scoring: 5 20-point outings: 1	First Year at USI
	#4 Cootie Leeberg Pronunciation: Coo-tee 5'7"...Freshman...Guard Hometown: Lombard, IL H.S.: Montini Catholic	1.4	1.2	1.0	Pts: 8-Bellarmine, 1/10 Reb: 4-Abilene Christian, 11/15 Ast: 4-Grace, 11/29 Stl: 2-Indianapolis, 1/4	First Year at USI
	#13 Abby Williams Pronunciation: as sounds 6'0"...Junior... Guard/Forward Hometown: St. Joseph, IL H.S.: St. Joseph-Ogden Last School: Kankakee C.C.	8.2	5.0	1.1	Pts: 16-SE Oklahoma St., 11/16 Reb: 11-Lewis, 12/4 Ast: 5-Edinboro, 11/22 Stl: 3-Three times, last 1/10 Double-figure scoring: 6 Double-figure rebounding: 2 Double-Doubles: 1	First Year at USI
	#21 Ninette Evans Pronunciation: Neh-NET 6'2"...Senior... Forward/Center Hometown: Memphis, TN H.S.: Trezevant Last School: North Shoals C.C.	5.6	5.3	0.3	Pts: 16-Lewis, 12/4 Reb: 12-Ill.-Springfield, 12/20 Ast: 2-Truman State, 12/22 Stl: 2-Mid-Continent, 11/24 Double-figure scoring: 3 Double-figure rebounding: 2 Double-doubles: 1	Pts: 16-Lewis, 12/4/08 Reb: 14-Lewis, 1/12/08 Ast: 2-Twice, last on 12/22/08 Stl: 3-Quincy, 1/24/08 Double-figure scoring: 7 Double-figure rebounding: 3 Double-doubles: 2
	#22 Amie Newhart Pronunciation: as sounds 5'6"...Sophomore...Guard Hometown: Mulberry, IN H.S.: Clinton Prairie	10.3	2.6	3.0*	Pts: 17-Mid-Continent, 11/24 Reb: 7-Hillsdale, 11/28 Ast: 7-Saint Joseph's, 1/2 Stl: 4-Lewis, 12/4 Double-figure scoring: 8	Pts: 18-Tiffin, 12/19/08 Reb: 7-Twice, last on 11/28/08 Ast: 7-Twice, last on 1/2/09 Stl: 5-UW-Parkside, 1/10/08 Double-figure scoring: 21
	#23 Taylor Miller Pronunciation: as sounds 5'10"...Freshman... Forward Hometown: Anderson, IN H.S.: Anderson	3.1	1.9	0.9	Pts: 9-Hillsdale, 11/28 Reb: 4-Abilene Christian, 11/15 Ast: 2-Three times, last 12/22 Stl: 2-Twice, last on 12/20	First Year at USI
	#24 Lauren Meneghetti Pronunciation: MEN-eh-get-EE 5'10"...Sophomore... Guard Hometown: Munster, IN H.S.: Munster	10.5	3.1	2.1	Pts: 26-SE Oklahoma St., 11/16 Reb: 8-Ill.-Springfield, 12/20 Ast: 5-Grace, 11/29 Stl: 4-Lewis, 12/4 Double-figure scoring: 8 20-point outings: 1	Pts: 26-SE Oklahoma St., 11/16/08 Reb: 8-Ill.-Springfield, 12/20/08 Ast: 5-Grace, 11/29/08 Stl: 4-Twice, last on 12/4/08 Double-figure scoring: 9 20-point outings: 1
	#25 Lauren Luce Pronunciation: as sounds 5'8"...Freshman... Guard Hometown: Vincennes, IN H.S.: South Knox	n/a	n/a	n/a	Pts: n/a Reb: n/a Ast: n/a Stl: n/a	First Year at USI

*Team Leader; All averages listed are from last season at USI or at player's previous school for 1st year players.

Continued on next page...

PLAYER	2008-09 Statistics			2008-09 Season Highs	USI Career Highs
	Pt.#	Reb.#	Ast.#		
 #30 Ellen Young Pronunciation: as sounds 5'5"...Sophomore... Guard Hometown: Salem, IL H.S.: Salem Community Last School: SIU Carbondale	13.1*	3.7	1.7	Pts: 20-UW-Parkside, 12/6 Reb: 12-Truman State, 12/22 Ast: 5-Mid-Continent, 11/24 Stl: 5-Grace, 11/29 Double-figure scoring: 11 20-point outings: 1 Double-figure rebounding: 1 Double-Doubles: 1	First Year at USI
 #40 Courtney Perry Pronunciation: as sounds 6'0"...Sophomore...F/C Hometown: Crown Point, IN H.S.: Crown Point	0.9	1.4	0.1	Pts: 6-Grace, 11/29 Reb: 4-Saint Joseph's, 1/2 Ast: 1-Twice, last on 1/10 Stl: 1-Saint Joseph's, 1/2	Pts: 6-Grace, 11/29/08 Reb: 6-Twice (last on 12/15/07) Ast: 2-Twice (last on 2/7/08) Stl: 1-Four times (last 1/2/09)
 #43 Leigha Thompson Pronunciation: Leah 6'2"...Freshman...F/C Hometown: Teutopolis, IL H.S.: Teutopolis (2007)	n/a	n/a	n/a	Pts: n/a Reb: n/a Ast: n/a Stl: n/a	First Year at USI
 #44 Brittany Neuman Pronunciation: New-men 6'2"...Senior...Forward/Center Hometown: Huntingburg, IN H.S.: Southridge	7.5	7.5*	0.9	Pts: 24-Edinboro, 11/22 Reb: 13-Twice, last on 11/29 Ast: 2-Three times, last 1/2 Stl: 3-Saint Joseph's, 1/2 Double-figure scoring: 5 20-point outings: 1 Double-figure rebounding: 4 Double-Doubles: 2	Pts: 24-Edinboro, 11/22/08 Reb: 13-Twice, last on 11/29/08 Ast: 4-Rockhurst, 1/4/06 Stl: 3-Saint Joseph's, 1/2/09 Double-figure scoring: 9 20-point outings: 1 Double-figure rebounding: 8 Double-Doubles: 5

*Team Leader.

2008-09 Women's Basketball Coaching Staff

 Rick Stein Head Coach (10 th season) Pronunciation: Styne	 Randa Gatling Assistant Coach (10 th season) Pronunciation: Ran-da	 Michelle Irwin Assistant Coach (3 rd season) Pronunciation: as sounds
 Jessica Grimaldo Student Assistant Coach (1 st season) Pronunciation: Gri-MALL-doe	 Kelci Prewitt Manager (1 st season) Pronunciation: as sounds	

Possible Starters:	PPG	RPG	APG	Last Game
#13 Abby Williams (6'0"...Jr...G/F...St. Joseph, IL)	8.2	5.0	1.1	7 pts, 8 rbs, 3 stls
#22 Amie Newhart (5'6"...So...G...Mulberry, IN)	10.3	2.6	3.0*	10 pts, 1 rb, 4 asts
#24 Lauren Meneghetti (5'10"...So...G...Munster, IN)	10.5	3.1	2.1	10 pts, 4 rbs, 1 ast
#30 Ellen Young (5'5"...So...G...Salem, IL)	13.1*	3.7	1.7	18 pts, 5 rbs, 4 stls
#44 Brittany Neuman (6'2"...Sr...F/C...Huntingburg, IN)	7.5	7.5*	0.9	2 pts, 5 rbs, 1 stl

*Team Leader; Last game was at Bellarmine (January 10, 2009).

GLVC Standings (as of a.m. January 15, 2009)

East						
School	GLVC	Pct.	Div	Overall	Pct	Streak
UW-Parkside	6-0	1.000	1-0	10-4	.714	W10
Northern Kentucky	5-0	1.000	3-0	13-0	1.000	W13
Indianapolis	5-1	.833	2-1	16-2	.889	W8
Lewis	3-3	.500	0-0	7-8	.467	L1
Kentucky Wesleyan	2-3	.400	2-3	7-7	.500	W1
Bellarmine	2-3	.400	1-3	10-4	.714	W1
Saint Joseph's	0-6	.000	0-2	0-14	.000	L14

West						
School	GLVC	Pct.	Div	Overall	Pct	Streak
Quincy	4-1	.800	3-1	12-3	.800	W2
Drury	4-1	.800	2-0	10-5	.667	W1
Rockhurst	2-4	.333	0-2	8-8	.500	L1
Missouri S&T	1-4	.200	1-2	7-6	.538	L3
Southern Indiana	1-5	.167	0-0	8-7	.533	L3
Missouri-St. Louis	1-5	.167	0-1	4-11	.267	L2

Latest Results

January 4, 2009

at Missouri-St. Louis 86, Saint Joseph's 61*
 Northern Kentucky 71, at Kentucky Wesleyan 55*
Indianapolis 93, at Southern Indiana 68*
 Quincy 78, Missouri S&T 55*
 UW-Parkside 70, at Rockhurst 56*
 at Drury 78, Lewis 63*

January 8, 2009

Northern Kentucky 62, at Southern Indiana 48*
 at UW-Parkside 75, Drury 72*
 at Lewis 62, Missouri S&T 58*
 Rockhurst 82, at Saint Joseph's 61*
 at Indianapolis 83, Missouri-St. Louis 72*
 Kentucky Wesleyan 64, at Bellarmine 59*

January 10, 2009

Quincy 82, at Lewis 63*
 at UW-Parkside 63, Missouri S&T 54*
 Drury 78, at Saint Joseph's 60*
 at Northern Kentucky 75, Missouri-St. Louis 31*
 at Indianapolis 86, Rockhurst 77*
at Bellarmine 77, Southern Indiana 58*

Upcoming Schedule

January 15, 2009

Kentucky Wesleyan at Southern Indiana, 5:15 p.m.*
 UW-Parkside at Quincy, 5:15 p.m.*
 Northern Kentucky at Rockhurst, 5:30 p.m.*
 Saint Joseph's at Missouri S&T, 5:30 p.m.*
 Indianapolis at Drury, 5:45 p.m.*
 Bellarmine at Missouri-St. Louis, 7:30 p.m.*

January 17, 2009

Quincy at Saint Joseph's, 1 p.m.*
 Indianapolis at Missouri S&T, 1 p.m.*
 UW-Parkside at Lewis, 1 p.m.*
 Bellarmine at Rockhurst, 1 p.m.*
 Northern Kentucky at Drury, 3:15 p.m.*

January 18, 2009

Missouri-St. Louis at Kentucky Wesleyan, 1 p.m.*

January 22, 2009

Quincy at Indianapolis, 4:30 p.m.*
 Missouri S&T at Northern Kentucky, 4:30 p.m.*
 Drury at Bellarmine, 4:45 p.m.*
 SIU Edwardsville at UW-Parkside, 5 p.m.
 Rockhurst at Kentucky Wesleyan, 5:15 p.m.*
 Missouri-St. Louis at Southern Indiana, 5:15 p.m.*
 Lewis at Saint Joseph's, 5:30 p.m.*

January 24, 2009

Quincy at Northern Kentucky, Noon*
 Missouri S&T at Bellarmine, Noon*
 Drury at Kentucky Wesleyan, 1 p.m.*
Rockhurst at Southern Indiana, 1 p.m.*
 UW-Parkside at Saint Joseph's, 1 p.m.*
 Lewis at Indianapolis, 4:30 p.m.*

USI and GLVC opponents in the GLVC Rankings (as of a.m. 1/15/09)

Category	USI	KWC
Scoring Offense:.....	68.9 (7 th)	66.0 (11 th)
Scoring Defense:.....	69.0 (10 th)	63.6 (4 th)
Scoring Margin:.....	-0.1 (10 th)	+2.4 (9 th)
FT Percentage:.....	.741 (4 th)	.726 (7 th)
FG Percentage:.....	.392 (12 th)	.408 (10 th)
FG % Defense:.....	.460 (10 th)	.411 (7 th)
3-pt. FG Percentage:.....	.338 (9 th)	.318 (11 th)
3-pt. FG % Defense:.....	.343 (8 th)	.322 (5 th)
Rebounding Off.:.....	36.9 (7 th)	39.2 (2 nd)
Rebounding Def.:.....	35.7 (7 th)	32.7 (5 th)
Rebounding Margin:.....	+1.2 (7 th)	+6.5 (3 rd)
Blocked Shots:.....	2.0 (9 th)	2.1 (8 th)
Assists:.....	11.6 (12 th)	15.8 (7 th)
Steals:.....	10.3 (2 nd)	6.4 (13 th)
Turnover Margin:.....	+2.5 (5 th)	-0.7 (10 th)
Assist/TO Ratio:.....	0.63 (12 th)	1.00 (2 nd)
Off. Rebounds:.....	14.5 (2 nd)	13.6 (4 th)
Def. Rebounds:.....	22.4 (10 th)	25.6 (6 th)
3-pt. FGs Made:.....	5.9 (t-5 th)	5.4 (9 th)

Regional Rankings

(Final 2007-08)

1. Drury
 2. Hillsdale
 3. Missouri S&T
 4. Quincy
 5. Indianapolis
 6. Bellarmine
 7. Ferris State
 8. Northern Kentucky
 9. Michigan Tech
 10. Wisconsin-Parkside
- *First poll due out in January.

For more on the GLVC, log onto www.glvcsports.com; *USI individuals in the GLVC rankings can be found in the game notes section.

Records when the Screaming Eagles are:	In 2008-09	Under Stein	In 2007-08	USA Today/ESPN D-II Top 25 Coaches Poll:
Playing at the PAC:.....	6-2	97-44	8-8	As of January 6, 2009 (Poll #6)
Playing on the Road:.....	0-3	43-56	1-8	Rk School (1st votes)
Playing at a Neutral Site:.....	2-2	21-16	1-1	1. Northern Kentucky (26)
Playing at night:.....	6-4	104-75	7-9	2. Alaska-Anchorage (1)
Playing during the day:.....	2-3	57-41	3-7	3. Minnesota St.-Mankato
Playing on Monday:.....	3-0	13-2	0-0	4. Hillsdale
Playing Tuesday:.....	0-0	12-1	1-0	5. Tusculum
Playing on Wednesday:.....	0-0	6-5	0-1	6. California-Pennsylvania
Playing on Thursday:.....	0-2	44-40	4-6	7. Washburn
Playing on Friday:.....	1-1	10-10	0-1	8. Rollins
Playing on Saturday:.....	3-3	62-53	5-8	9. Emporia State
Playing on Sundays:.....	1-1	14-5	0-1	10. Stonehill
Leading at the half:.....	8-2	136-29	9-5	11. Fort Lewis
Trailing at the half:.....	0-5	20-85	1-12	12. Indiana-Pennsylvania
Tied at the half:.....	0-0	5-2	0-0	13. Barry
Playing in overtime:.....	0-0	5-6	0-0	14. West Texas A&M
Playing in November:.....	4-2	32-13	3-0	15. Michigan Tech.
Playing in December:.....	3-2	47-18	2-4	16. Seattle Pacific
Playing in January:.....	1-3	33-44	2-7	17. Clayton State
Playing in February:.....	0-0	40-33	2-6	18. South Carolina-Aiken
Playing in March:.....	0-0	9-8	1-0	19. Indianapolis
Outshooting opponent:.....	5-0	122-23	10-8	20. Central Oklahoma
Being outshot by opponent:.....	3-7	38-93	0-9	21. Arkansas Tech
Tie in shooting percentage:.....	0-0	1-0	0-0	22. Minnesota St.-Moorhead
Outrebounding opponent:.....	6-3	94-44	9-10	23. District of Columbia
Being outrebounded:.....	0-4	53-67	1-6	24. Gannon
Tied in rebounding:.....	2-0	14-5	0-1	25. California-San Diego
Shooting 50 % or better:.....	1-0	46-3	3-0	
Shooting less than 50 %:.....	7-7	115-113	7-17	Dropped out:
Opponent has more turnovers:.....	7-2	125-40	4-2	Tampa, Harding.
USI has more turnovers:.....	1-3	29-67	5-14	
Teams were tied in turnovers:.....	0-2	7-9	1-1	Others Receiving Votes:
USI scores under 70 points:.....	2-7	27-83	4-15	Harding-44; St. Cloud State-42; Franklin
USI scores 70-79 points:.....	2-0	48-25	3-2	Pierce-26; Tampa-23; Francis Marion-22;
USI scores 80-89 points:.....	4-0	52-6	1-0	Clark Atlanta-21; Armstrong Atlantic St.-20;
USI scores 90-99 points:.....	0-0	27-1	2-0	Millersville-19; Grand Valley St.-15; Holy
USI scores 100 or more points:.....	0-0	8-1	0-0	Family-15; Northwood-12; Molloy-9; Florida
USI vs. Division II Teams:.....	6-7	142-116	8-17	Tech-8; Saint Mary's-8; Kentucky St.-7;
USI vs. Midwest Region:.....	3-6	121-103	6-16	Bentley-2; Lenoir-Rhyne-2; Central Mo.-1;
USI vs. NAIA:.....	2-0	18-0	2-0	Drury-1; Virginia St.-1.
USI vs. USCAA:.....	0-0	1-0	0-0	
USI vs. GLVC:.....	1-5	98-97	5-14	
USI vs. non-GLVC:.....	7-2	62-19	5-3	
USI vs. Top 25:.....	0-2	13-28	0-3	

Coach Stein vs. the GLVC			
Opponent	Record (Pct.)	Opponent	Record (Pct.)
Bellarmino.....	4-13 (.235)	Missouri-St. Louis.....	14-4 (.778)
Drury.....	1-5 (.167)	Northern Kentucky.....	6-12 (.333)
Indianapolis.....	5-10 (.333)	Quincy.....	6-13 (.316)
Kentucky Wesleyan.....	12-3 (.800)	Rockhurst.....	6-1 (.857)
Lewis.....	9-11 (.450)	Saint Joseph's.....	12-4 (.750)
Missouri S&T.....	0-6 (.000)	Wisconsin-Parkside.....	12-6 (.667)

Screaming Eagles Game Notes

- **Turnovers haunt Eagles in loss to Bellarmine.** After committing just 16.7 turnovers per outing in their 10 previous games leading up to their bout with Bellarmine, the Eagles had 15 offensive miscues in the first half alone to allow the Knights to assume control of the contest en route to a 77-58 win. USI had just five turnovers in the second half as it cut a 17-point halftime deficit to eight at one point in the final stanza.
- **Eagles find long-range shot.** USI connected on nine shots from behind the arc in its loss to Bellarmine, tying for the second-most three-pointers in a game this season. The Eagles had 10 three-pointers against Grace and made nine against Wisconsin-Parkside and Saint Joseph's.

- **Longtime rivals provide glimpse into future alignment.** USI's game with Indianapolis was the first of four straight games against longtime rivals that will share the same division with USI in 2009-10. Along with Indianapolis, USI will be paired with Northern Kentucky, Bellarmine, and Kentucky Wesleyan in the GLVC's East Division next year. The East Division will be one of three five-team divisions in the GLVC.
- **Rough beginnings.** USI has started slow in its last three games, falling behind by a combined 38-8 in the early stages of each contest. The Eagles fell behind to Indianapolis, 10-0 in the first 3:30 of the game before rallying to take the lead midway through the first half. They trailed Northern Kentucky 13-6 in the first eight minutes of regulation before rallying to tie the game at 17-17 in the first half. USI found itself facing a 15-2 deficit in the first six minutes against Bellarmine before going on a 9-0 run to cut the margin to four points.
- **USI will be last to start divisional play.** The Eagles will be the last team in the GLVC to begin divisional play this year. Both USI and Lewis are yet to play against their respective divisions, but Lewis starts play against the East Division Saturday while the Eagles start play against the West Division January 22.
- **Leeberg notches season-high.** Freshman guard **Cootie Leeberg** scored a season-high eight points in the loss to Bellarmine. Leeberg's previous high was six points against Illinois-Springfield.
- **Youth movement.** USI's top three scoring leaders are sophomores, while USI's fourth-leading scorer is a freshman and USI's fifth-leading scorer is a junior.
- **Stein is USI's all-time winningest coach.** Head Coach **Rick Stein** surpassed former Head Coach Chancellor Dugan for first place on the program's all-time wins list with USI's 80-75 victory over Wayne State (12/29/08). Stein, who has been a part in 320 victories during his stay at USI, has put up 161 victories in his nine-plus years at the helm of the USI women's basketball program. Stein reached his 100th career victory in just 151 games, making him the fastest coach in the program's history to accomplish that feat.
- **Seeing double.** Senior forward/center **Brittany Neuman** (2), sophomore guard **Ellen Young** (1), junior guard/forward **Abby Williams** (1), and senior forward/center **Ninette Evans** (1) have combined for five double-doubles in this season.
- **USI has had five players reach double figures twice in 2008-09.** Five USI players reached double figures in the scoring column in two games this season. USI had five players reach double digits in its 79-55 victory over Mid-Continent and its 87-62 win over Grace. The Eagles had only one game in 2007-08 in which five of their players recorded 10 or more points.
- **20-point plateau.** The Eagles have had four players reach the 20-point plateau this year. Sophomore guard **Lauren Meneghetti** had a career-best 26 points against Southeastern Oklahoma State, while senior forward/center **Brittany Neuman** had a career-high 24 points against Edinboro and junior guard **Ellen Young** had a season-best 20 points against Wisconsin-Parkside. Freshman guard **Rinesha Soaper** recorded a career-high 26 points against Wayne State.
- **Eagles ranked in the GLVC (as of a.m. 1/15/09).** The Eagles have six players ranked in 11 GLVC statistical categories: **Ninette Evans** (2 categories) is seventh in offensive rebounds (2.60 orpg) and is tied for 14th in blocks (0.60 bpg); **Lauren Meneghetti** (2 categories) is tied for 14th in made three-pointers per game (1.47) and is 28th in scoring (10.5 ppg); **Brittany Neuman** (4 categories) is second in total rebounding (7.5 rpg), is tied for third in offensive rebounds (3.00 orpg), is eighth in blocks (0.80 bpg), and is tied for 11th in defensive rebounds (4.47 drpg); **Amie Newhart** (3 categories) is fifth in three-point field goal percentage (.463), is 10th in minutes played (30.67 mppg), and is 30th in scoring (10.3 ppg); **Rinesha Soaper** (3 categories) is third in three-point field goal percentage (.485); is sixth in steals (2.14 spg), and is tied for 15th in field goal percentage (.500); **Ellen Young** (3 categories) is tied for ninth in steals (2.00 spg), is tied for 11th in free throw percentage (.849), and is 14th in scoring (13.1 ppg).
- **Neuman earns GLVC Player of the Week honors.** Senior forward/center **Brittany Neuman** was named the GLVC Player of the Week for her performance against Edinboro. Neuman, who was 9-of-11 from the floor and 6-of-6 from the free throw line, finished the game with a career-high 24 points and 13 rebounds as the Eagles defeated the Fighting Scots, 88-80.
- **Magic Mark: 75 points.** The Eagles have won 78 of their last 88 games when scoring at least 75 points. USI is 178-17 (.913) since 1996-97 when reaching the 75-point plateau.

Southern Indiana at Bellarmine University (January 10, 2009)

Official Basketball Box Score

Southern Indiana vs Bellarmine

01/10/09 5:45 PM at KNIGHTS HALL, LOUISVILLE, KY

VISITORS: Southern Indiana 8-7, 1-5

##	Player Name	TOT-FG			3-PT			REBOUNDS			PF	TP	A	TO	BLK	S	MIN
		FG-FGA	FG-FGA	FT-FTA	OF	DE	TOT										
13	Williams, Abby.....	f	3-11	1-4	0-0	4	4	8	5	7	2	2	0	3	32		
44	Neuman, Brittany....	c	1-3	0-0	0-2	2	3	5	4	2	0	3	0	1	12		
22	Newhart, Amie.....	g	4-14	2-5	0-0	0	1	1	1	10	4	1	0	0	33		
24	Meneghetti, Lauren..	g	3-7	2-5	2-4	1	3	4	3	10	1	3	0	1	32		
30	Young, Ellen.....	g	6-15	3-6	3-4	0	5	5	4	18	2	2	0	4	37		
04	Leeberg, Cootie.....		3-9	1-3	1-2	1	0	1	1	8	2	3	0	0	19		
21	Evans, Ninette.....		1-2	0-0	1-3	2	5	7	5	3	0	3	2	0	22		
23	Miller, Taylor.....		0-0	0-0	0-0	0	2	2	1	0	0	1	0	0	7		
40	Perry, Courtney.....		0-0	0-0	0-0	0	1	1	2	0	1	2	0	0	6		
TEAM.....						6	1	7									
Totals.....			21-61	9-23	7-15	16	25	41	26	58	12	20	2	9	200		

TOTAL FG% 1st Half: 8-24 33.3% 2nd Half: 13-37 35.1% Game: 34.4% DEADB
 3-Pt. FG% 1st Half: 4-10 40.0% 2nd Half: 5-13 38.5% Game: 39.1% REBS
 F Throw % 1st Half: 2-4 50.0% 2nd Half: 5-11 45.5% Game: 46.7% 4

HOME TEAM: Bellarmine 10-4, 2-3

##	Player Name	TOT-FG			3-PT			REBOUNDS			PF	TP	A	TO	BLK	S	MIN
		FG-FGA	FG-FGA	FT-FTA	OF	DE	TOT										
15	KOPPLE, Taylor.....	f	6-11	0-0	4-6	3	4	7	1	16	2	3	0	1	33		
21	BEAVEN, Dana.....	f	4-7	1-3	7-8	2	5	7	1	16	0	0	2	4	29		
11	BENNETT, Trisha.....	g	2-7	1-5	1-2	0	4	4	2	6	2	4	0	1	26		
12	HUGHES, Allison.....	g	2-7	0-3	4-4	1	5	6	3	8	3	4	0	1	31		
40	NICOLS, Shawna.....	g	3-7	1-3	0-0	0	4	4	0	7	2	1	0	1	29		
14	MATTINGLY, Destiny..		0-1	0-0	0-0	0	1	1	0	0	1	0	0	0	8		
22	DONNELLY, Lara.....		1-2	0-0	2-2	1	0	1	0	4	0	0	0	0	6		
23	MATHEIS, Allison....		2-4	2-4	0-0	0	0	0	1	6	3	2	0	0	12		
24	BRADY, Kylie.....		0-2	0-1	0-0	1	0	1	0	0	1	2	0	0	10		
25	UEBELHOR, Randi.....		3-3	0-0	1-1	0	1	1	5	7	0	0	0	0	8		
30	SHEERAN, Samantha...		0-0	0-0	1-2	0	1	1	0	1	1	0	0	0	1		
31	LOMAX, Amy.....		0-0	0-0	0-0	0	0	0	0	0	0	0	0	0	1		
33	HAMILTON, Jasmine...		0-0	0-0	1-2	0	0	0	0	1	0	0	0	0	1		
34	TRACY, Margot.....		2-2	0-0	1-3	0	2	2	3	5	0	0	1	0	4		
42	FOUNTAIN, Taylor....		0-0	0-0	0-0	0	0	0	0	0	0	0	0	0	1		
TEAM.....						1	1	2									
Totals.....			25-53	5-19	22-30	9	28	37	16	77	15	16	3	8	200		

TOTAL FG% 1st Half: 14-27 51.9% 2nd Half: 11-26 42.3% Game: 47.2% DEADB
 3-Pt. FG% 1st Half: 4-11 36.4% 2nd Half: 1-8 12.5% Game: 26.3% REBS
 F Throw % 1st Half: 7-9 77.8% 2nd Half: 15-21 71.4% Game: 73.3% 2

Officials:

Technical fouls: Southern Indiana-None. Bellarmine-None.

Attendance: 1128

Score by Periods	1st	2nd	Total
Southern Indiana.....	22	36	- 58
Bellarmino.....	39	38	- 77

Points in the paint-USI 12,BU 36. Points off turnovers-USI 22,BU 23.
 2nd chance points-USI 8,BU 8. Fast break points-USI 2,BU 8.
 Bench points-USI 11,BU 24. Score tied-0 times. Lead changed-0 times.
 Last FG-USI 2nd-00:20, BU 2nd-00:02.
 Largest lead-USI None, BU by 22 1st-01:29.

Screaming Eagles' 2008-09 Statistics (as of a.m. January 15, 2009)

RECORD:	OVERALL	HOME	AWAY	NEUTRAL
ALL GAMES	(8-7)	(6-2)	(0-3)	(2-2)
CONFERENCE	(1-5)	(1-2)	(0-3)	(0-0)
NON-CONFERENCE	(7-2)	(5-0)	(0-0)	(2-2)

##	Player	GP-GS	Min--Avg	---TOTAL---		---3-PTS---		FT-FTA	Pct	----REBOUNDS----				PF	FO	A	TO	Blk	Stl	Pts	Avg
				FG-FGA	Pct	3FG-FGA	Pct			Off	Def	Tot	Avg								
30	Young, Ellen.....	15-15	457 30.5	69-176	.392	14-53	.264	45-53	.849	24	31	55	3.7	28	0	26	32	1	30	197	13.1
	Conference-Only..	6-6	183 30.5	29-74	.392	6-22	.273	19-21	.905	3	10	13	2.2	11	0	7	9	1	11	83	13.8
24	Meneghetti, Lauren.	15-14	439 29.3	56-135	.415	22-60	.367	24-32	.750	17	30	47	3.1	24	0	32	34	1	20	158	10.5
	Conference-Only..	6-6	178 29.7	21-53	.396	8-21	.381	5-8	.625	6	12	18	3.0	10	0	11	12	0	7	55	9.2
22	Newhart, Amie.....	15-15	460 30.7	48-134	.358	19-41	.463	40-49	.816	7	32	39	2.6	20	0	45	42	0	20	155	10.3
	Conference-Only..	6-6	197 32.8	21-60	.350	10-18	.556	17-21	.810	2	8	10	1.7	8	0	20	15	0	12	69	11.5
01	Soaper, Rinesha....	14-0	273 19.5	43-86	.500	16-33	.485	23-28	.821	6	18	24	1.7	23	0	8	29	1	30	125	8.9
	Conference-Only..	5-0	88 17.6	12-27	.444	7-13	.538	3-4	.750	2	6	8	1.6	10	0	0	12	0	7	34	6.8
13	Williams, Abby.....	15-15	385 25.7	41-132	.311	11-53	.208	30-45	.667	29	46	75	5.0	46	2	17	25	6	18	123	8.2
	Conference-Only..	6-6	164 27.3	14-46	.304	6-21	.286	11-16	.688	14	18	32	5.3	18	1	6	14	4	6	45	7.5
44	Neuman, Brittany...	15-14	330 22.0	41-84	.488	0-0	.000	31-45	.689	45	67	112	7.5	48	2	13	37	12	14	113	7.5
	Conference-Only..	6-6	124 20.7	10-22	.455	0-0	.000	7-12	.583	16	17	33	5.5	20	1	5	21	4	7	27	4.5
21	Evans, Ninette.....	15-1	251 16.7	33-70	.471	0-0	.000	18-31	.581	39	40	79	5.3	50	3	4	34	9	8	84	5.6
	Conference-Only..	6-0	122 20.3	18-31	.581	0-0	.000	9-15	.600	19	15	34	5.7	22	2	1	13	7	1	45	7.5
23	Miller, Taylor.....	15-1	185 12.3	14-44	.318	4-11	.364	15-21	.714	9	19	28	1.9	23	0	13	22	0	6	47	3.1
	Conference-Only..	6-0	62 10.3	3-8	.375	1-2	.500	3-7	.429	4	8	12	2.0	5	0	5	7	0	0	10	1.7
04	Leeberg, Cootie....	14-0	147 10.5	5-25	.200	2-9	.222	7-9	.778	3	14	17	1.2	15	0	14	10	0	8	19	1.4
	Conference-Only..	5-0	57 11.4	4-15	.267	1-6	.167	1-2	.500	2	2	4	0.8	5	0	4	0	3	10	2.0	
40	Perry, Courtney....	14-0	73 5.2	3-14	.214	0-0	.000	7-11	.636	9	11	20	1.4	17	1	2	8	0	1	13	0.9
	Conference-Only..	5-0	25 5.0	0-4	.000	0-0	.000	2-4	.500	6	4	10	2.0	4	0	1	5	0	1	2	0.4
TEAM										30	28	58	3.9	0							
Conference-Only..										13	14	27	4.5	0							
Total		15	3000	353-900	.392	88-260	.338	240-324	.741	218	336	554	36.9	294	8	174	275	30	155	1034	68.9
Conference-Only..		6	1200	132-340	.388	39-103	.379	77-110	.700	87	114	201	33.5	113	4	60	113	16	55	380	63.3
Opponents		15	3000	371-807	.460	73-213	.343	220-311	.707	158	378	536	35.7	294	-	215	313	48	111	1035	69.0
Conference-Only..		6	1200	153-310	.494	32-88	.364	94-122	.770	57	139	196	32.7	105	1	92	112	20	45	432	72.0

SCORE BY PERIODS:		1st	2nd	Total	DEADBALL REBOUNDS:		OFF	DEF	TOTAL
Southern Indiana.....		510	524	- 1034	Southern Indiana.....		34	1	35
Opponents.....		466	569	- 1035	Opponents.....		32	1	33

TEAM STATISTICS	USI	OPP	DATE	OPPONENT	W/L	SCORE	ATTEND
SCORING.....	1034	1035	\$11/15/08	vs Abilene Christian	L	53-80	315
Points per game.....	68.9	69.0	\$11/16/08	vs SE Oklahoma State	W	83-76	388
Scoring margin.....	-0.1	-	11/22/08	EDINBORO	W	88-80	700
FIELD GOALS-ATT.....	353-900	371-807	11/24/08	MID-CONTINENT	W	79-55	500
Field goal pct.....	.392	.460	!11/28/08	vs Hillsdale	L	55-70	185
3 POINT FG-ATT.....	88-260	73-213	!11/29/08	vs Grace	W	87-62	275
3-point FG pct.....	.338	.343	*12/4/08	at Lewis University	L	61-69	261
3-pt FG made per game.	5.9	4.9	*12/6/08	at Wisconsin-Parkside	L	67-75	191
FREE THROWS-ATT.....	240-324	220-311	11/20/08	ILLINOIS-SPRINGFIELD	W	62-55	300
Free throw pct.....	.741	.707	12/22/08	TRUMAN STATE	W	67-50	300
F-Throws made per game	16.0	14.7	12/29/08	WAYNE STATE	W	80-75	300
REBOUNDS.....	554	536	*1/2/09	SAINT JOSEPH'S	W	78-56	500
Rebounds per game....	36.9	35.7	*1/4/09	INDIANAPOLIS	L	68-93	800
Rebounding margin....	+1.2	-	*1/8/09	NORTHERN KENTUCKY	L	48-62	700
ASSISTS.....	174	215	*01/10/09	at BELLARMINE	L	58-77	1128
Assists per game.....	11.6	14.3	*GLVC game;				
TURNOVERS.....	275	313	!St. Edwards Shootout (Austin, TX);				
Turnovers per game...	18.3	20.9	!Indianapolis Classic (Indianapolis, IN)				
Turnover margin.....	+2.5	-					
Assist/turnover ratio.	0.6	0.7					
STEALS.....	155	111					
Steals per game.....	10.3	7.4					
BLOCKS.....	30	48					
Blocks per game.....	2.0	3.2					
ATTENDANCE.....	4100	2743					
Home games-Avg/Game...	8-512	3-527					
Neutral site-Avg/Game.	-	4-291					

SCORE BY PERIODS:		1st	2nd	Total
Southern Indiana.....		510	524	- 1034
Opponents.....		466	569	- 1035

Southern Indiana Game-by-Game Points-Rebounds-Assists (as of a.m. January 15, 2009)
All games

Opponent	Date	Score	WL	01 SOAPER,RI	04 LEEBERG,C	13 WILLIAMS,	21 EVANS,NIN	22 NEWHART,A	23 MILLER,TA	24 MENEHETT	30 YOUNG,ELL	40 PERRY,COU
vs Abilene Christian	11/15/08	53-80	L	9- 2- 0	0- 4- 0	3- 3- 0	1- 1- 0	8- 3- 6	0- 4- 2	10- 4- 3	11- 3- 1	0- 1- 0
vs SE Oklahoma State	11/16/08	83-76	W	5- 1- 1	1- 1- 1	16-10- 2	0- 6- 0	9- 5- 2	0- 1- 0	26- 4- 2	19- 3- 4	0- 1- 0
EDINBORO	11/22/08	88-80	W	15- 4- 0	0- 1- 0	4- 6- 5	11- 3- 0	6- 4- 5	6- 0- 0	4- 1- 3	18- 3- 3	0- 1- 0
MID-CONTINENT	11/24/08	79-55	W	11- 2- 1	0- 0- 2	10- 3- 3	2- 7- 0	17- 2- 1	0- 2- 1	17- 2- 1	15- 7- 5	2- 1- 0
vs Hillsdale	11/28/08	55-70	L	8- 0- 1	0- 1- 1	0- 5- 0	3- 1- 0	12- 7- 1	9- 1- 0	5- 2- 0	11- 3- 2	1- 2- 0
vs Grace	11/29/08	87-62	W	10- 3- 2	0- 2- 4	13- 7- 0	6- 4- 0	12- 4- 1	7- 1- 0	9- 2- 5	12- 2- 2	6- 3- 1
at Lewis University	12/4/08	61-69	L	3- 1- 0	0- 2- 0	5-11- 0	16- 9- 0	13- 1- 2	2- 2- 1	7- 4- 2	9- 2- 1	DNP
at Wisconsin-Parkside	12/6/08	67-75	L	5- 0- 0	0- 0- 2	10- 2- 0	2- 0- 0	8- 3- 3	3- 3- 2	17- 4- 0	20- 2- 2	0- 1- 0
ILLINOIS-SPRINGFIELD	11/20/08	62-55	W	3- 1- 0	6- 1- 0	12- 4- 1	0-12- 1	11- 2- 1	8- 3- 2	11- 8- 3	8- 5- 1	0- 0- 0
TRUMAN STATE	12/22/08	67-50	W	4- 1- 1	2- 2- 1	11- 3- 0	7- 5- 2	5- 1- 3	5- 2- 2	8- 2- 1	12-12- 1	2- 1- 0
WAYNE STATE	12/29/08	80-75	W	26- 2- 2	0- 1- 1	9- 2- 0	9- 6- 0	6- 1- 5	2- 2- 1	13- 4- 3	8- 4- 0	0- 0- 0
SAINT JOSEPH'S	1/2/09	78-56	W	10- 2- 0	2- 0- 0	8- 6- 2	12-10- 1	15- 1- 7	5- 2- 1	7- 2- 4	7- 0- 1	2- 4- 0
INDIANAPOLIS	1/4/09	68-93	L	10- 2- 0	0- 1- 0	9- 3- 2	8- 3- 0	11- 1- 3	0- 2- 1	4- 2- 2	19- 1- 1	0- 2- 0
NORTHERN KENTUCKY	1/8/09	48-62	L	6- 3- 0	DNP	6- 2- 0	4- 5- 0	12- 3- 1	0- 1- 0	10- 2- 2	10- 3- 0	0- 2- 0
at BELLARMINE	01/10/09	58-77	L	DNP	8- 1- 2	7- 8- 2	3- 7- 0	10- 1- 4	0- 2- 0	10- 4- 1	18- 5- 2	0- 1- 1

44

Opponent	Date	Score	WL	NEUMAN,BR
vs Abilene Christian	11/15/08	53-80	L	11- 9- 1
vs SE Oklahoma State	11/16/08	83-76	W	7-11- 1
EDINBORO	11/22/08	88-80	W	24-13- 1
MID-CONTINENT	11/24/08	79-55	W	5-10- 0
vs Hillsdale	11/28/08	55-70	L	6- 6- 1
vs Grace	11/29/08	87-62	W	12-13- 2
at Lewis University	12/4/08	61-69	L	6- 7- 0
at Wisconsin-Parkside	12/6/08	67-75	L	2- 3- 1
ILLINOIS-SPRINGFIELD	11/20/08	62-55	W	3- 2- 0
TRUMAN STATE	12/22/08	67-50	W	11- 6- 0
WAYNE STATE	12/29/08	80-75	W	7- 9- 2
SAINT JOSEPH'S	1/2/09	78-56	W	10- 8- 2
INDIANAPOLIS	1/4/09	68-93	L	7- 5- 1
NORTHERN KENTUCKY	1/8/09	48-62	L	0- 5- 1
at BELLARMINE	01/10/09	58-77	L	2- 5- 0

Southern Indiana Team High/Low Analysis (as of a.m. January 15, 2009)
All games

Southern Indiana - TEAM GAME HIGHS

POINTS.....	88	EDINBORO (11/22/08)
FIELD GOALS MADE.....	34	EDINBORO (11/22/08)
FIELD GOAL ATTEMPTS.....	74	vs Grace (11/29/08)
FIELD GOAL PERCENTAGE.....	.515 (34-66)	EDINBORO (11/22/08)
3 PT FIELD GOALS MADE.....	10	vs Grace (11/29/08)
3 PT FG ATTEMPTS.....	24	Twice, last vs. SAINT JOSEPH'S (1/2/09)
3 PT FG PERCENTAGE.....	.563 (9-16)	at Wisconsin-Parkside (12/6/08)
FREE THROWS MADE.....	29	vs SE Oklahoma State (11/16/08)
FREE THROW ATTEMPTS.....	38	Twice, last vs. WAYNE STATE (12/29/08)
FREE THROW PERCENTAGE.....	.895 (17-19)	EDINBORO (11/22/08)
REBOUNDS.....	46	vs Grace (11/29/08)
ASSISTS.....	18	SAINT JOSEPH'S (1/2/09)
STEALS.....	17	MID-CONTINENT (11/24/08)
BLOCKED SHOTS.....	4	Twice, last vs. SAINT JOSEPH'S (1/2/09)
TURNOVERS.....	26	vs SE Oklahoma State (11/16/08)
FOULS.....	31	vs SE Oklahoma State (11/16/08)

Opponent - GAME HIGHS

POINTS.....	93	INDIANAPOLIS (1/4/09)
FIELD GOALS MADE.....	30	Four times, last vs. INDIANAPOLIS (1/4/09)
FIELD GOAL ATTEMPTS.....	71	vs SE Oklahoma State (11/16/08)
FIELD GOAL PERCENTAGE.....	.600 (30-50)	INDIANAPOLIS (1/4/09)
3 PT FIELD GOALS MADE.....	10	Twice, last vs. INDIANAPOLIS (1/4/09)
3 PT FG ATTEMPTS.....	26	vs SE Oklahoma State (11/16/08)
3 PT FG PERCENTAGE.....	.625 (10-16)	INDIANAPOLIS (1/4/09)
FREE THROWS MADE.....	23	INDIANAPOLIS (1/4/09)
FREE THROW ATTEMPTS.....	30	Three times, last at BELLARMINE (01/10/09)
FREE THROW PERCENTAGE.....	.889 (16-18)	SAINT JOSEPH'S (1/2/09)
REBOUNDS.....	49	vs Abilene Christian (11/15/08)
ASSISTS.....	22	vs Hillsdale (11/28/08)
STEALS.....	11	EDINBORO (11/22/08)
BLOCKED SHOTS.....	5	Six times, last vs. NORTHERN KENTUCKY (1/8/09)
TURNOVERS.....	27	Twice, last vs. ILLINOIS-SPRINGFIELD (11/20/08)
FOULS.....	28	vs SE Oklahoma State (11/16/08)

Southern Indiana - GAME LOWS

POINTS.....	48	NORTHERN KENTUCKY (1/8/09)
FIELD GOALS MADE.....	15	NORTHERN KENTUCKY (1/8/09)
FIELD GOAL ATTEMPTS.....	51	Twice, last vs. NORTHERN KENTUCKY (1/8/09)
FIELD GOAL PERCENTAGE.....	.271 (16-59)	vs Abilene Christian (11/15/08)
3 PT FIELD GOALS MADE.....	2	Twice, last vs. TRUMAN STATE (12/22/08)
3 PT FG ATTEMPTS.....	11	Twice, last vs. NORTHERN KENTUCKY (1/8/09)
3 PT FG PERCENTAGE.....	.118 (2-17)	TRUMAN STATE (12/22/08)
FREE THROWS MADE.....	7	Twice, last at BELLARMINE (01/10/09)
FREE THROW ATTEMPTS.....	11	MID-CONTINENT (11/24/08)
FREE THROW PERCENTAGE.....	.467 (7-15)	at BELLARMINE (01/10/09)
REBOUNDS.....	20	at Wisconsin-Parkside (12/6/08)
ASSISTS.....	4	NORTHERN KENTUCKY (1/8/09)
STEALS.....	6	vs Abilene Christian (11/15/08)
BLOCKED SHOTS.....	0	TRUMAN STATE (12/22/08)
TURNOVERS.....	11	vs Hillsdale (11/28/08)
FOULS.....	11	NORTHERN KENTUCKY (1/8/09)

Opponent - GAME LOWS

POINTS.....	50	TRUMAN STATE (12/22/08)
FIELD GOALS MADE.....	17	MID-CONTINENT (11/24/08)
FIELD GOAL ATTEMPTS.....	38	TRUMAN STATE (12/22/08)
FIELD GOAL PERCENTAGE.....	.347 (17-49)	MID-CONTINENT (11/24/08)
3 PT FIELD GOALS MADE.....	2	SAINT JOSEPH'S (1/2/09)
3 PT FG ATTEMPTS.....	8	Twice, last vs Hillsdale (11/28/08)
3 PT FG PERCENTAGE.....	.115 (3-26)	vs SE Oklahoma State (11/16/08)
FREE THROWS MADE.....	7	Twice, last vs. NORTHERN KENTUCKY (1/8/09)
FREE THROW ATTEMPTS.....	8	Twice, last vs. NORTHERN KENTUCKY (1/8/09)
FREE THROW PERCENTAGE.....	.500 (11-22)	TRUMAN STATE (12/22/08)
REBOUNDS.....	24	NORTHERN KENTUCKY (1/8/09)
ASSISTS.....	7	SAINT JOSEPH'S (1/2/09)
STEALS.....	2	TRUMAN STATE (12/22/08)
BLOCKED SHOTS.....	0	TRUMAN STATE (12/22/08)
TURNOVERS.....	14	vs Abilene Christian (11/15/08)
FOULS.....	13	Twice, last at Wisconsin-Parkside (12/6/08)

**Southern Indiana Player High/Low Analysis (as of a.m. January 15, 2009)
All games**

Southern Indiana - INDIVIDUAL GAME HIGHS

Points.....	26	Soaper, Rinesha vs Wayne State (12/29/08)
	26	Meneghetti, Lauren vs SE Oklahoma State (11/16/08)
Field Goals Made.....	9	Neuman, Brittany vs Edinboro (11/22/08)
Field Goal Att.....	17	Young, Ellen at Wisconsin-Parkside (12/6/08)
FG Pct (min 5 made).....	.833 (5-6)	Evans, Ninette vs Edinboro (11/22/08)
3-Point FG Made.....	4	Meneghetti, Lauren vs SE Oklahoma State (11/16/08)
3-Point FG Att.....	7	Three times, last: Soaper, Rinesha vs Saint Joseph's (1/2/09)
3-Pt FG Pct (min 3 made).....	1.000 (3-3)	Newhart, Amie vs Mid-Continent (11/24/08)
Free Throws Made.....	11	Soaper, Rinesha vs Wayne State (12/29/08)
Free Throw Att.....	12	Soaper, Rinesha vs Wayne State (12/29/08)
FT Pct (min 6 made).....	1.000 (6-6)	Neuman, Brittany vs Edinboro (11/22/08)
	1.000 (6-6)	Young, Ellen vs Abilene Christian (11/15/08)
Rebounds.....	13	Twice, last: Neuman, Brittany vs Grace (11/29/08)
Assists.....	7	Newhart, Amie vs Saint Joseph's (1/2/09)
Steals.....	5	Three times, last: Soaper, Rinesha vs Wayne State (12/29/08)
Blocked Shots.....	3	Neuman, Brittany vs SE Oklahoma State (11/16/08)
Turnovers.....	9	Newhart, Amie vs SE Oklahoma State (11/16/08)
Fouls.....	5	Eight times, last: Evans, Ninette at BELLARMINE (01/10/09)
	5	Williams, Abby at BELLARMINE (01/10/09)

OPPONENT INDIVIDUAL GAME HIGHS

Points.....	29	Katie Cezat vs Hillsdale (11/28/08)
Field Goals Made.....	12	Katie Cezat vs Hillsdale (11/28/08)
Field Goal Att.....	19	Twice, last: Katie Cezat vs Hillsdale (11/28/08)
FG Pct (min 6 made).....	1.000 (6-6)	Twice, last: Brackman, Karen vs Northern Kentucky (1/8/09)
3-Point FG Made.....	7	Bowers, Brooke vs Wayne State (12/29/08)
3-Point FG Att.....	10	Bowers, Brooke vs Wayne State (12/29/08)
3-Pt FG Pct (min 3 made).....	1.000 (3-3)	Dewey, Katie vs Indianapolis (1/4/09)
Free Throws Made.....	9	BROWN, Destiny vs SE Oklahoma State (11/16/08)
Free Throw Att.....	10	BROWN, Destiny vs SE Oklahoma State (11/16/08)
FT Pct (min 6 made).....	1.000 (6-6)	Lengel, Hannah vs Grace (11/29/08)
Rebounds.....	19	Katie Cezat vs Hillsdale (11/28/08)
Assists.....	9	Brooke Knight vs Hillsdale (11/28/08)
Steals.....	5	Butler, Tygea vs Mid-Continent (11/24/08)
Blocked Shots.....	4	Katie Cezat vs Hillsdale (11/28/08)
Turnovers.....	7	Three times, last: Rooney, Jadee at Wisconsin-Parkside (12/6/08)
Fouls.....	5	Four times, last: UEBELHOR, Randi at BELLARMINE (01/10/09)

Kentucky Wesleyan College Roster and Statistics (as of a.m. January 15, 2009)

No	Player	Pos	Ht.	Yr.	Hometown/High School (Tr)
2	Erin Keith	G	5-7	Fr.	Shepherdsville, KY/North Bullitt
4	Kristen Rowe	F	5-10	Fr.	Burkesville, KY/Cumberland County
14	Katie Behrens (Bay-rens)	C	6-0	Fr.	Florence, KY/Boone County
15	Jennifer Coronelli (Coro-nelli)	G	5-5	Jr.	Braidwood, IL/Reed Custer (Kanakee CC)
22	Danielle Roe	G	5-9	Jr.	Springfield, OH/Springfield South (Sinclair CC)
23	Kara Haley	F	6-0	So.	Auburn, KY/Logan County
25	Candace Garrett	C	5-11	Jr.	Central City, KY/Muhlenberg North
30	Chelsea Kilty	G	5-10	Jr.	Huntington, IN/Huntington North
34	Amanda Harnist	F	6-0	So.	Cincinnati, OH/Oak Hills
44	Whitney Waddell (Wah-dell)	C	6-0	Sr.	Henderson, KY/Henderson County
54	Keely Wilhite	C	6-2	Fr.	Francisco, IN/Wood Memorial
Head Coach: Ron Williams					
Assistant Coach: Mary Brown					

RECORD:	OVERALL	HOME	AWAY	NEUTRAL
ALL GAMES	(7-7)	(4-3)	(2-3)	(1-1)
CONFERENCE	(2-3)	(0-2)	(2-1)	(0-0)
NON-CONFERENCE	(5-4)	(4-1)	(0-2)	(1-1)

DATE	TIME	OPPONENT	SCORE	ATTEND	HIGH POINTS	HIGH REBOUNDS
11/15/08	3:15	# FERRIS STATE	77-83	L	600 (26)Garrett, Candace	(12)Harnist, Amanda
11/16/08	3:15	# MIDWAY	76-59	W	325 (22)Garrett, Candace	(12)Rowe, Kristen
11/21/08	4:00	@ vs Grand Valley State	50-57	L	100 (15)Coronelli, Jennifer	(9)Waddell, Whitney
11/22/08	2:00	@ vs Christian Brothers	63-58	W	55 (14)Waddell, Whitney	(8)Rowe, Kristen
11/29/08	6:00	ALABAMA-HUNTSVILLE	82-61	W	600 (23)Garrett, Candace	(10)Rowe, Kristen
12/04/08	5:30	* at Wisconsin-Parkside	54-67	L	259 (21)Rowe, Kristen	(7)Harnist, Amanda
12/06/08	1:00	* at Saint Joseph's	75-59	W	300 (20)Garrett, Candace	(7)Behrens, Katie
12/13/08	5:15	NORTH ALABAMA	81-65	W	300 (18)Rowe, Kristen	(12)Waddell, Whitney
					(18)Waddell, Whitney	
12/18/08	7:00	at West Liberty State	59-80	L	133 (13)Coronelli, Jennifer	(6)Garrett, Candace
12/20/08	2:00	at Alderson-Broadus	63-65	L	200 (18)Garrett, Candace	(6)Harnist, Amanda
12/29/08	7:00	MID-CONTINENT	74-45	W	215 (17)Garrett, Candace	(10)Harnist, Amanda
					(10)Waddell, Whitney	
01/02/09	5:15	* INDIANAPOLIS	51-61	L	350 (12)Coronelli, Jennifer	(7)Behrens, Katie
					(12)Roe, Danielle	
01/04/09	1:00	* NORTHERN KENTUCKY	55-71	L	225 (13)Behrens, Katie	(7)Roe, Danielle
01/08/09	5:45	* at Bellarmine	64-59	W	489 (13)Waddell, Whitney	(10)Harnist, Amanda

Kentucky Wesleyan Lady Panther Classic at Owensboro, KY
 @ Drury Lady Panther Sleep Inn Classic at Springfield, MO
 * Great Lakes Valley Conference game

ATTENDANCE SUMMARY	GAMES	TOTALS	AVG/GAME
HOME	7	2615	374
AWAY	5	1381	276
NEUTRAL	2	155	78
TOTAL	14	4151	296

Season Box Score

##	Player	GP-GS	Min--Avg	---TOTAL---		---3-PTS---		FT-FTA	Pct	---REBOUNDS---				PF	FO	A	TO	Blk	Stl	Pts	Avg
				FG-FGA	Pct	3FG-FGA	Pct			Off	Def	Tot	Avg								
25	Garrett, Candace	14-14	411 29.4	62-161	.385	23-71	.324	19-20	.950	17	55	72	5.1	27	0	16	15	3	5	166	11.9
	Conference-Only	5-5	134 26.8	15-42	.357	4-13	.308	8-9	.889	3	14	17	3.4	10	0	7	8	1	2	42	8.4
44	Waddell, Whitney	12-12	369 30.8	50-123	.407	17-61	.279	5-7	.714	22	59	81	6.8	30	0	14	16	18	20	122	10.2
	Conference-Only	5-5	154 30.8	13-37	.351	5-20	.250	1-1	1.000	0	23	23	4.6	17	0	6	4	6	5	32	6.4
15	Coronelli, Jennifer	14-14	467 33.4	49-110	.445	12-38	.316	32-45	.711	8	51	59	4.2	37	1	57	45	0	22	142	10.1
	Conference-Only	5-5	164 32.8	12-35	.343	2-11	.182	10-13	.769	2	15	17	3.4	14	0	8	13	0	10	36	7.2
04	Rowe, Kristen	14-5	323 23.1	50-102	.490	11-28	.393	29-35	.829	12	54	66	4.7	18	0	23	14	2	7	140	10.0
	Conference-Only	5-2	109 21.8	18-32	.563	8-12	.667	11-14	.786	1	14	15	3.0	8	0	7	4	0	1	55	11.0
34	Harnist, Amanda	14-14	393 28.1	41-95	.432	1-4	.250	33-41	.805	48	39	87	6.2	31	0	35	37	5	13	116	8.3
	Conference-Only	5-5	135 27.0	15-30	.500	1-2	.500	10-13	.769	19	10	29	5.8	10	0	8	12	2	4	41	8.2
14	Behrens, Katie	13-0	185 14.2	26-68	.382	7-18	.389	26-32	.813	16	27	43	3.3	24	1	11	21	1	6	85	6.5
	Conference-Only	5-0	83 16.6	9-30	.300	0-7	.000	16-20	.800	7	16	23	4.6	7	0	4	10	0	2	34	6.8
22	Roe, Danielle	14-10	370 26.4	36-94	.383	0-1	.000	10-34	.294	36	32	68	4.9	28	0	45	36	0	15	82	5.9
	Conference-Only	5-3	138 27.6	15-32	.469	0-0	.000	4-16	.250	13	13	26	5.2	10	0	16	15	0	4	34	6.8
02	Keith, Erin	10-1	154 15.4	11-39	.282	4-15	.267	10-14	.714	4	12	16	1.6	8	0	17	20	0	0	36	3.6
	Conference-Only	5-0	55 11.0	5-12	.417	2-8	.250	4-4	1.000	2	3	5	1.0	3	0	9	9	0	0	16	3.2
54	Wilhite, Keely	10-0	128 12.8	12-33	.364	0-0	.000	11-13	.846	12	11	23	2.3	16	0	3	15	0	1	35	3.5
	Conference-Only	2-0	28 14.0	2-8	.250	0-0	.000	5-6	.833	5	1	6	3.0	4	0	2	1	0	0	9	4.5
	TEAM									16	18	34	2.8	0		3					
	Conference-Only									7	5	12	2.4	0		2					
	Total	14	2800	337-825	.408	75-236	.318	175-241	.726	191	358	549	39.2	219	2	221	222	29	89	924	66.0
	Conference-Only	5	1000	104-258	.403	22-73	.301	69-96	.719	59	114	173	34.6	83	0	67	78	9	28	299	59.8
	Opponents	14	2800	318-773	.411	78-242	.322	176-228	.772	127	331	458	32.7	240	-	191	212	29	113	890	63.6
	Conference-Only	5	1000	110-256	.430	28-75	.373	69-89	.775	41	108	149	29.8	87	1	60	65	8	34	317	63.4

SCORE BY PERIODS:	1st	2nd	Total
Kentucky Wesleyan	440	484	- 924
Opponents	428	462	- 890

DEADBALL REBOUNDS:	OFF	DEF	TOTAL
Kentucky Wesleyan	28	4	32
Opponents	18	4	22

TEAM STATISTICS	KWC	OPP
SCORING	924	890
Points per game	66.0	63.6
Scoring margin	+2.4	-
FIELD GOALS-ATT	337-825	318-773
Field goal pct	.408	.411
3 POINT FG-ATT	75-236	78-242
3-point FG pct	.318	.322
3-pt FG made per game	5.4	5.6
FREE THROWS-ATT	175-241	176-228
Free throw pct	.726	.772
F-Throws made per game	12.5	12.6
REBOUNDS	549	458
Rebounds per game	39.2	32.7
Rebounding margin	+6.5	-
ASSISTS	221	191
Assists per game	15.8	13.6
TURNOVERS	222	212
Turnovers per game	15.9	15.1
Turnover margin	-0.7	-
Assist/turnover ratio	1.0	0.9
STEALS	89	113
Steals per game	6.4	8.1
BLOCKS	29	29
Blocks per game	2.1	2.1
ATTENDANCE	2615	1536
Home games-Avg/Game	7-374	5-276
Neutral site-Avg/Game	-	2-78

DATE	OPPONENT	W/L	SCORE	ATTEND
11/15/08	FERRIS STATE	L	77-83	600
11/16/08	MIDWAY	W	76-59	325
Nov 21, 2008	vs Grand Valley State	L	50-57	100
Nov 22, 2008	vs Christian Brothers	W	63-58	55
11/29/08	ALABAMA-HUNTSVILLE	W	82-61	600
*12-4-08	at UW-Parkside	L	54-67	259
*12/06/08	at Saint Joseph's	W	75-59	300
12/13/08	NORTH ALABAMA	W	81-65	300
12/18/08	at West Liberty State	L	59-80	133
12/20/08	at Alderson-Broadbudd	L	63-65	200
12/29/08	MID-CONTINENT	W	74-45	215
*01/02/09	INDIANAPOLIS	L	51-61	350
*01/04/09	NORTHERN KENTUCKY	L	55-71	225
*01/08/09	at Bellarmine	W	64-59	489

* indicates conference game

SCORE BY PERIODS:	1st	2nd	Total
Kentucky Wesleyan	440	484	- 924
Opponents	428	462	- 890

Kentucky Wesleyan College at Bellarmine University (January 8, 2009)

Official Basketball Box Score

Kentucky Wesleyan vs Bellarmine

01/08/09 5:45 at Louisville, KY (Knights Hall)

VISITORS: Kentucky Wesleyan 7-7, 2-3

##	Player Name	TOT-FG			3-PT			REBOUNDS			PF	TP	A	TO	BLK	S	MIN
		FG-FGA	FG-FGA	F'T-F'TA	OF	DE	TOT										
25	Garrett,Candace.....	f	4-9	2-5	0-0	1	2	3	1	10	0	6	0	0	0	29	
34	Harnist,Amanda.....	f	4-6	0-0	3-4	7	3	10	3	11	3	4	1	2	36		
44	Waddell,Whitney.....	c	5-10	3-7	0-0	0	9	9	2	13	0	1	3	1	40		
15	Coronelli,Jennifer..	g	2-8	0-4	3-4	0	2	2	2	7	2	0	0	2	38		
22	Roe,Danielle.....	g	3-6	0-0	1-3	1	5	6	3	7	8	2	0	0	33		
02	Keith,Erin.....		0-0	0-0	0-0	0	0	0	0	0	1	0	0	0	2		
04	Rowe,Kristen.....		3-6	1-2	3-5	0	2	2	1	10	1	2	0	0	11		
14	Behrens,Katie.....		2-6	0-0	2-3	4	0	4	1	6	1	2	0	0	11		
TEAM.....						1	1	2									
Totals.....			23-51	6-18	12-19	14	24	38	13	64	16	17	4	5	200		

TOTAL FG% 1st Half: 14-31 45.2% 2nd Half: 9-20 45.0% Game: 45.1% DEADB
 3-Pt. FG% 1st Half: 2-6 33.3% 2nd Half: 4-12 33.3% Game: 33.3% REBS
 F Throw % 1st Half: 6-10 60.0% 2nd Half: 6-9 66.7% Game: 63.2% 2,1

HOME TEAM: Bellarmine 9-4, 1-3

##	Player Name	TOT-FG			3-PT			REBOUNDS			PF	TP	A	TO	BLK	S	MIN
		FG-FGA	FG-FGA	F'T-F'TA	OF	DE	TOT										
15	KOPPLE, Taylor.....	f	4-9	0-0	0-2	2	3	5	4	8	3	4	0	0	36		
40	NICOLS, Shawna.....	f	5-9	0-3	3-4	0	1	1	3	13	2	4	0	3	37		
21	BEAVEN, Dana.....	c	4-9	2-3	2-2	3	6	9	2	12	0	1	1	5	37		
11	BENNETT, Trisha.....	g	0-4	0-3	2-2	0	2	2	3	2	2	0	0	1	25		
12	HUGHES, Allison.....	g	4-11	2-6	6-6	1	0	1	1	16	1	0	0	0	34		
14	MATTINGLY, Destiny..		1-3	0-0	0-0	0	1	1	1	2	0	1	0	0	12		
23	MATHEIS, Allison....		2-2	2-2	0-0	0	2	2	0	6	0	0	0	0	7		
24	BRADY, Kylie.....		0-4	0-2	0-0	0	0	0	1	0	0	1	0	0	9		
25	UEBELHOR, Randi.....		0-1	0-0	0-0	1	0	1	1	0	0	0	0	0	2		
34	TRACY, Margot.....		0-0	0-0	0-0	0	1	1	0	0	0	1	1	0	1		
TEAM.....						2	3	5									
Totals.....			20-52	6-19	13-16	9	19	28	16	59	8	12	2	9	200		

TOTAL FG% 1st Half: 8-24 33.3% 2nd Half: 12-28 42.9% Game: 38.5% DEADB
 3-Pt. FG% 1st Half: 3-8 37.5% 2nd Half: 3-11 27.3% Game: 31.6% REBS
 F Throw % 1st Half: 5-6 83.3% 2nd Half: 8-10 80.0% Game: 81.3% 1

Officials: Kyle Labar, Royce Blevins, Larry Decker

Technical fouls: Kentucky Wesleyan-None. Bellarmine-None.

Attendance: 489

Score by Periods	1st	2nd	Total
Kentucky Wesleyan.....	36	28	- 64
Bellarmino.....	24	35	- 59

Points in the paint-KWC 20,BU 22. Points off turnovers-KWC 15,BU 13.
 2nd chance points-KWC 7,BU 7. Fast break points-KWC 2,BU 2.
 Bench points-KWC 16,BU 8. Score tied-6 times. Lead changed-7 times.
 Last FG-KWC 2nd-03:16, BU 2nd-00:21.
 Largest lead-KWC by 15 2nd-15:56, BU by 2 1st-18:34.