



## 2008-09 USI Women's Basketball Game Notes

◆ January 23, 2009 ◆

**Media Contacts:** Ray Simmons, Sports Information Director (Office) 812/465-1622; (Home) 812/402-643  
Dan McDonnell, Asst. Sports Information Director (Office) 812/465-1121; (Home) 812/303-6287

### Upcoming Games

Sat., January 24: USI vs. Rockhurst, 1 p.m. (Physical Activities Center)\*

Thu., January 26: USI at Drury, 5:45 p.m. (Springfield, MO)\*

\*Denotes GLVC contest; All Times are Central.

## USI Schedule & Results On the Air

### November

Sat. 1:	@ Indiana (Exhib.)	L 49-93
St. Edwards Shootout Austin, TX		
Sat. 15:	vs. Abilene Christian	L 53-80
Sun. 16:	vs. SE Oklahoma State	W 83-76
Sat. 22:	EDINBORO	W 88-80
Mon. 24:	MID-CONTINENT	W 79-55
Indianapolis Classic Indianapolis, IN		
Fri. 28:	vs. Hillsdale	L 55-70
Sat. 29:	vs. Grace	W 87-62

Radio: WSWI AM 820; WSPR 90.7 FM.

Internet: [www.820theedge.com](http://www.820theedge.com).

TV: vs. Missouri-St. Louis (Check local listings)

### On the Web

USI Athletic web site: [www.usi.edu/sports](http://www.usi.edu/sports)

Women's Basketball: [www.usi.edu/sports/wbasket/wbasket.asp](http://www.usi.edu/sports/wbasket/wbasket.asp)

Live stats for home games: [www.usi.edu/sports/wbblive/xlive.htm](http://www.usi.edu/sports/wbblive/xlive.htm)

### Head Coach Rick Stein (10<sup>th</sup> Year)

USI/career record:	163-116 (.584)
GLVC record:	93-92 (.503)
Home record:	99-44 (.692)
Road record:	43-56 (.434)
Neutral record:	21-16 (.568)
Midwest Region record:	123-103 (.544)

### December

Thu. 4:	@ Lewis	L 61-69*
Sat. 6:	@ UW-Parkside	L 67-75*
Sat. 20:	ILLINOIS-SPRINGFIELD	W 62-55
Mon. 22:	TRUMAN STATE	W 67-50
Mon. 29:	WAYNE STATE (MI)	W 80-75

### January

Fri. 2:	SAINT JOSEPH'S	W 78-56*
Sun. 4:	INDIANAPOLIS	L 68-93*
Thu. 8:	NORTHERN KENTUCKY	L 48-62*
Sat. 10:	@ Bellarmine	L 58-77*
Thu. 15:	KENTUCKY WESLEYAN	W 65-61*
Thu. 22:	MISSOURI-ST. LOUIS	W 92-73*
Sat. 24:	ROCKHURST	1 p.m.*
Thu. 29:	@ Drury	5:45 p.m.*
Sat. 31:	@ Missouri S&T	1 p.m.*

### February

Thu. 5:	QUINCY	5:15 p.m.*
Sat. 7:	DRURY	1 p.m.*^
Wed. 11:	LAKE ERIE	7 p.m.
Sat. 14:	@ Quincy	1 p.m.*
Thu. 19:	@ Missouri-St. Louis	5:45 p.m.*
Sat. 21:	MISSOURI S&T	1 p.m.*!
Sat. 28:	@ Rockhurst	1 p.m.*

GLVC Tournament March 5-8  
Sites to be determined

Midwest Region Tournament March 13-16  
Site to be determined

NCAA II Elite Eight March 25-28  
Saint Joseph Civic Arena  
Saint Joseph, Missouri

\*GLVC contest; ^Homecoming; !Senior Day.  
All times are Central.

### USI in 2008-09

Overall record:	10-7 (.588)
GLVC record:	3-5 (.375)
Division Record:	1-0 (1.000)
Home record:	8-2 (.800)
Road record:	0-3 (.000)
Neutral site record:	2-2 (.500)
Midwest Region record:	5-6 (.455)

### USI's last time out

<b>Southern Indiana 92</b>	<b>Missouri-St. Louis 73</b>
Pts: E. Young, 21.	Pts: K. Mitchell, 26.
Rbs: E. Young, 10.	Rbs: K. Mitchell, 8.
Asts: L. Meneghetti, 6.	Asts: K. Carter, 4.
Notable: A. Williams, 16 pts, 6 rbs.	

### Recap

Six USI players reached double-figures, with another falling a bucket shy of double-digits, as the Screaming Eagles picked up their second straight win. USI scored 18 points of UMSL turnovers in the first half to build a 44-24 halftime advantage, then shot 65.5 percent in the final period to hold off the Tritons.

### USI vs. Opponents

#### USI vs. Rockhurst University Hawks (8-10, 2-6 GLVC)

-Series record: USI leads the all-time series, 6-1.

-Series since 2000: USI leads the series, 5-1.

-First meeting: USI 63, RU 57 (November 19, 1999 at St. Joseph, MO)

-Last year: at RU 61, USI 56 (2/2/08); at USI 63, RU 61 (2/14/08)

-This year: First meeting.

#### USI at Drury University Panthers (12-6, 6-2 GLVC)

-Series record: Drury leads the all-time series, 5-1.

-Series since 2000: Drury leads the series, 5-1.

-First meeting: at Drury 79, USI 59 (January 19, 2006)

-Last year: at Drury 79, USI 65 (1/31/08); Drury 72, at USI 57 (2/16/08)





-This year: First meeting.

## 2008-09 University of Southern Indiana Screaming Eagles

	PLAYER	2008-09 Statistics			2008-09 Season Highs	USI Career Highs
		Pt.#	Reb.#	Ast.#		
	<b>#1 Rinesha Soaper</b> <b>Pronunciation:</b> Rye-KNEE-shuh 5'4"...Freshman...Guard <b>Hometown:</b> Henderson, KY <b>H.S.:</b> Henderson County	9.2	1.8	0.9	<b>Pts:</b> 26-Wayne State, 12/29 <b>Reb:</b> 4-Edinboro, 11/22 <b>Ast:</b> 3-Twice, last on 1/22 <b>Stl:</b> 5-Three times, last on 1/15 <b>Double-figure scoring:</b> 6 <b>20-point outings:</b> 1	First Year at USI
	<b>#4 Cootie Leeberg</b> <b>Pronunciation:</b> Coo-tee 5'7"...Freshman...Guard <b>Hometown:</b> Lombard, IL <b>H.S.:</b> Montini Catholic	1.3	1.1	1.1	<b>Pts:</b> 8-Bellarmine, 1/10 <b>Reb:</b> 4-Abilene Christian, 11/15 <b>Ast:</b> 4-Grace, 11/29 <b>Stl:</b> 2-Indianapolis, 1/4	First Year at USI
	<b>#13 Abby Williams</b> <b>Pronunciation:</b> as sounds 6'0"...Junior... Guard/Forward <b>Hometown:</b> St. Joseph, IL <b>H.S.:</b> St. Joseph-Ogden <b>Last School:</b> Kankakee C.C.	8.5	5.2	1.1	<b>Pts:</b> 16-Twcie, 1/22 <b>Reb:</b> 11-Lewis, 12/4 <b>Ast:</b> 5-Edinboro, 11/22 <b>Stl:</b> 3-Three times, last 1/10 <b>Double-figure scoring:</b> 7 <b>Double-figure rebounding:</b> 2 <b>Double-Doubles:</b> 1	First Year at USI
	<b>#21 Ninette Evans</b> <b>Pronunciation:</b> Neh-NET 6'2"...Senior... Forward/Center <b>Hometown:</b> Memphis, TN <b>H.S.:</b> Trezevant <b>Last School:</b> North Shoals C.C.	6.4	5.3	0.3	<b>Pts:</b> 16-Lewis, 12/4 <b>Reb:</b> 12-Ill.-Springfield, 12/20 <b>Ast:</b> 2-Truman State, 12/22 <b>Stl:</b> 2-Twice, last on 1/15 <b>Double-figure scoring:</b> 5 <b>Double-figure rebounding:</b> 2 <b>Double-doubles:</b> 1	<b>Pts:</b> 16-Lewis, 12/4/08 <b>Reb:</b> 14-Lewis, 1/12/08 <b>Ast:</b> 2-Twice, last on 12/22/08 <b>Stl:</b> 3-Quincy, 1/24/08 <b>Double-figure scoring:</b> 9 <b>Double-figure rebounding:</b> 3 <b>Double-doubles:</b> 2
	<b>#22 Amie Newhart</b> <b>Pronunciation:</b> as sounds 5'6"...Sophomore...Guard <b>Hometown:</b> Mulberry, IN <b>H.S.:</b> Clinton Prairie	10.0	2.5	2.9*	<b>Pts:</b> 17-Mid-Continent, 11/24 <b>Reb:</b> 7-Hillsdale, 11/28 <b>Ast:</b> 7-Saint Joseph's, 1/2 <b>Stl:</b> 4-Lewis, 12/4 <b>Double-figure scoring:</b> 9	<b>Pts:</b> 18-Tiffin, 12/19/08 <b>Reb:</b> 7-Twice, last on 11/28/08 <b>Ast:</b> 7-Twice, last on 1/2/09 <b>Stl:</b> 5-UW-Parkside, 1/10/08 <b>Double-figure scoring:</b> 22
	<b>#23 Taylor Miller</b> <b>Pronunciation:</b> as sounds 5'10"...Freshman... Forward <b>Hometown:</b> Anderson, IN <b>H.S.:</b> Anderson	3.1	1.9	0.9	<b>Pts:</b> 9-Hillsdale, 11/28 <b>Reb:</b> 4-Abilene Christian, 11/15 <b>Ast:</b> 2-Three times, last 12/22 <b>Stl:</b> 2-Twice, last on 12/20	First Year at USI
	<b>#24 Lauren Meneghetti</b> <b>Pronunciation:</b> MEN-eh-get-EE 5'10"...Sophomore... Guard <b>Hometown:</b> Munster, IN <b>H.S.:</b> Munster	10.3	3.1	2.3	<b>Pts:</b> 26-SE Oklahoma St., 11/16 <b>Reb:</b> 8-Ill.-Springfield, 12/20 <b>Ast:</b> 6-Mo.-St. Louis, 1/22 <b>Stl:</b> 4-Lewis, 12/4 <b>Double-figure scoring:</b> 9 <b>20-point outings:</b> 1	<b>Pts:</b> 26-SE Oklahoma St., 11/16/08 <b>Reb:</b> 8-Ill.-Springfield, 12/20/08 <b>Ast:</b> 6-Mo.-St. Louis, 1/22/08 <b>Stl:</b> 4-Twice, last on 12/4/08 <b>Double-figure scoring:</b> 10 <b>20-point outings:</b> 1
	<b>#25 Lauren Luce</b> <b>Pronunciation:</b> as sounds 5'8"...Freshman... Guard <b>Hometown:</b> Vincennes, IN <b>H.S.:</b> South Knox	n/a	n/a	n/a	<b>Pts:</b> n/a <b>Reb:</b> n/a <b>Ast:</b> n/a <b>Stl:</b> n/a	First Year at USI






**\*Team Leader; All averages listed are from last season at USI or at player's previous school for 1<sup>st</sup> year players.**

**Continued on next page...**

PLAYER	2008-09 Statistics			2008-09 Season Highs	USI Career Highs
	Pt.#	Reb.#	Ast.#		
 <b>#30 Ellen Young</b> Pronunciation: as sounds 5'5"...Sophomore... Guard Hometown: Salem, IL H.S.: Salem Community Last School: SIU Carbondale	13.9*	4.2	1.9	Pts: 21-Mo.-St. Louis, 1/22 Reb: 12-Truman State, 12/22 Ast: 5-Mid-Continent, 11/24 Stl: 5-Grace, 11/29 Double-figure scoring: 13 20-point outings: 2 Double-figure rebounding: 2 Double-Doubles: 2	First Year at USI
 <b>#40 Courtney Perry</b> Pronunciation: as sounds 6'0"...Sophomore...F/C Hometown: Crown Point, IN H.S.: Crown Point	0.9	1.3	0.1	Pts: 6-Grace, 11/29 Reb: 4-Saint Joseph's, 1/2 Ast: 1-Twice, last on 1/10 Stl: 1-Twice, last on 1/22	Pts: 6-Grace, 11/29/08 Reb: 6-Twice (last on 12/15/07) Ast: 2-Twice (last on 2/7/08) Stl: 1-Five times (last 1/22/09)
 <b>#43 Leigha Thompson</b> Pronunciation: Leah 6'2"...Freshman...F/C Hometown: Teutopolis, IL H.S.: Teutopolis (2007)	n/a	n/a	n/a	Pts: n/a Reb: n/a Ast: n/a Stl: n/a	First Year at USI
 <b>#44 Brittany Neuman</b> Pronunciation: New-men 6'2"...Senior...Forward/Center Hometown: Huntingburg, IN H.S.: Southridge	7.7	7.6*	0.8	Pts: 24-Edinboro, 11/22 Reb: 13-Twice, last on 11/29 Ast: 2-Three times, last 1/2 Stl: 3-Saint Joseph's, 1/2 Double-figure scoring: 6 20-point outings: 1 Double-figure rebounding: 4 Double-Doubles: 2	Pts: 24-Edinboro, 11/22/08 Reb: 13-Twice, last on 11/29/08 Ast: 4-Rockhurst, 1/4/06 Stl: 3-Saint Joseph's, 1/2/09 Double-figure scoring: 10 20-point outings: 1 Double-figure rebounding: 8 Double-Doubles: 5

\*Team Leader.

### 2008-09 Women's Basketball Coaching Staff

 <b>Rick Stein</b> Head Coach (10 <sup>th</sup> season) Pronunciation: Styne	 <b>Randa Gatling</b> Assistant Coach (10 <sup>th</sup> season) Pronunciation: Ran-da	 <b>Michelle Irwin</b> Assistant Coach (3 <sup>rd</sup> season) Pronunciation: as sounds
 <b>Jessica Grimaldo</b> Student Assistant Coach (1 <sup>st</sup> season) Pronunciation: Gri-MALL-doe	 <b>Kelci Prewitt</b> Manager (1 <sup>st</sup> season) Pronunciation: as sounds	

Possible Starters:	PPG	RPG	APG	Last Game
#1 Rinesha Soaper (5'4"...Fr...G...Henderson, KY)	9.2	1.8	0.9	8 pts, 1 rb, 3 asts
#13 Abby Williams (6'0"...Jr...G/F...St. Joseph, IL)	8.5	5.2	1.1	16 pts, 6 rbs, 2 asts
#21 Ninette Evans (6'2"...Sr...F/C...Memphis, TN)	6.4	5.3	0.3	12 pts, 3 rbs, 1 ast
#22 Amie Newhart (5'6"...So...G...Mulberry, IN)	10.0	2.5	2.9*	11 pts, 1 rb, 3 asts
#30 Ellen Young (5'5"...So...G...Salem, IL)	13.9*	4.2	1.9	21 pts, 10 rbs, 2 asts

\*Team Leader; Last game was vs. Missouri-St. Louis (January 22, 2009).

## GLVC Standings (as of a.m. January 24, 2009)

East						
School	GLVC	Pct.	Div	Overall	Pct	Streak
Northern Kentucky	8-0	1.000	3-0	16-0	1.000	W16
UW-Parkside	7-1	.875	2-0	11-6	.647	L1
Indianapolis	6-3	.667	2-1	17-4	.810	L1
Kentucky Wesleyan	4-4	.500	2-3	9-8	.529	W2
Bellarmino	4-4	.500	1-3	12-5	.706	L1
Lewis	4-4	.500	1-1	8-9	.471	W1
Saint Joseph's	0-9	.000	0-3	0-17	.000	L17

West						
School	GLVC	Pct.	Div	Overall	Pct	Streak
Quincy	7-1	.875	3-1	15-3	.833	W5
Drury	6-2	.750	2-0	12-6	.667	W1
<b>Southern Indiana</b>	<b>3-5</b>	<b>.375</b>	<b>1-0</b>	<b>10-7</b>	<b>.588</b>	<b>W2</b>
Missouri S&T	2-6	.250	1-2	8-8	.500	L2
Rockhurst	2-7	.222	0-2	8-11	.421	L4
Missouri-St. Louis	1-8	.111	0-2	4-14	.222	L5

## Latest Results

### January 17, 2009

Quincy 95, at Saint Joseph's 60\*  
 Indianapolis 78, at Missouri S&T 71\*  
 UW-Parkside 56, at Lewis 51\*  
 Bellarmine 76, at Rockhurst 58\*  
 Northern Kentucky 65, at Drury 63 (ot)\*

### January 18, 2009

at Kentucky Wesleyan 61, Missouri-St. Louis 50\*

### January 22, 2009

SIU Edwardsville 52, at UW-Parkside 51\*  
 at Kentucky Wesleyan 72, Rockhurst 56\*  
**at Southern Indiana 92, Missouri-St. Louis 73\***  
 Quincy 73, at Indianapolis 47\*  
 at Northern Kentucky 67, Missouri S&T 61\*  
 Lewis 62, at Saint Joseph's 55\*  
 Drury 80, at Bellarmine 77\*

## Upcoming Schedule

### January 24, 2009

Quincy at Northern Kentucky, Noon\*  
 Missouri S&T at Bellarmine, Noon\*  
 Drury at Kentucky Wesleyan, 1 p.m.\*  
**Rockhurst at Southern Indiana, 1 p.m.\***  
 UW-Parkside at Saint Joseph's, 1 p.m.\*  
 Lewis at Indianapolis, 4:30 p.m.\*

### January 29, 2009

Saint Joseph's at Urbana, 4:30 p.m.  
 Bellarmine at Quincy, 5:15 p.m.\*  
 Kentucky Wesleyan at Missouri S&T, 5:30 p.m.\*  
 Indianapolis at UW-Parkside, 5:30 p.m.\*  
 Missouri-St. Louis at Rockhurst, 5:30 p.m.\*  
 Northern Kentucky at Lewis, 5:30 p.m.\*  
**Southern Indiana at Drury, 5:45 p.m.\***

### January 31, 2009

Missouri-St. Louis at Drury, 1 p.m.\*  
 Bellarmine at Lewis, 1 p.m.\*  
**Southern Indiana at Missouri S&T, 1 p.m.\***  
 Kentucky Wesleyan at Quincy, 1 p.m.\*  
 Northern Kentucky at UW-Parkside, 1 p.m.\*  
 Rockhurst at Nebraskas-Omaha, 1:30 p.m.  
 Saint Joseph's at Indianapolis, 4:30 p.m.\*

### February 5, 2009

Saint Joseph's at Northern Kentucky, 4:30 p.m.\*  
 UW-Parkside at Bellarmine, 4:45 p.m.\*  
 Lewis at Kentucky Wesleyan, 5:15 p.m.\*  
**Quincy at Southern Indiana, 5:15 p.m.\***  
 Drury at Rockhurst, 5:30 p.m.\*  
 Missouri S&T at Missouri-St. Louis, 5:30 p.m.\*

## USI and GLVC opponents in the GLVC Rankings (as of a.m. 1/24/09)

Category	USI	RU
Scoring Offense:.....	70.1 (6 <sup>th</sup> )	72.1 (5 <sup>th</sup> )
Scoring Defense:.....	68.8 (10 <sup>th</sup> )	73.3 (11 <sup>th</sup> )
Scoring Margin:.....	+1.3 (9 <sup>th</sup> )	-1.3 (11 <sup>th</sup> )
FT Percentage:.....	.741 (3 <sup>rd</sup> )	.731 (5 <sup>th</sup> )
FG Percentage:.....	.399 (11 <sup>th</sup> )	.423 (8 <sup>th</sup> )
FG % Defense:.....	.462 (11 <sup>th</sup> )	.415 (7 <sup>th</sup> )
3-pt. FG Percentage:.....	.343 (7 <sup>th</sup> )	.405 (3 <sup>rd</sup> )
3-pt. FG % Defense:.....	.340 (9 <sup>th</sup> )	.332 (7 <sup>th</sup> )
Rebounding Off.:.....	37.0 (5 <sup>th</sup> )	35.3 (10 <sup>th</sup> )
Rebounding Def.:.....	35.2 (6 <sup>th</sup> )	41.6 (12 <sup>th</sup> )
Rebounding Margin:.....	+1.8 (7 <sup>th</sup> )	-6.3 (12 <sup>th</sup> )
Blocked Shots:.....	2.0 (9 <sup>th</sup> )	4.0 (2 <sup>nd</sup> )
Assists:.....	11.9 (12 <sup>th</sup> )	17.2 (2 <sup>nd</sup> )
Steals:.....	10.2 (2 <sup>nd</sup> )	8.6 (7 <sup>th</sup> )
Turnover Margin:.....	+2.9 (4 <sup>th</sup> )	-0.4 (8 <sup>th</sup> )
Assist/TO Ratio:.....	0.68 (11 <sup>th</sup> )	0.95 (5 <sup>th</sup> )
Off. Rebounds:.....	14.7 (2 <sup>nd</sup> )	10.3 (12 <sup>th</sup> )
Def. Rebounds:.....	22.4 (11 <sup>th</sup> )	25.0 (7 <sup>th</sup> )
3-pt. FGs Made:.....	6.1 (6 <sup>th</sup> )	7.3 (3 <sup>rd</sup> )

## Regional Rankings

(Final 2007-08)

1. Drury
  2. Hillsdale
  3. Missouri S&T
  4. Quincy
  5. Indianapolis
  6. Bellarmine
  7. Ferris State
  8. Northern Kentucky
  9. Michigan Tech
  10. Wisconsin-Parkside
- \*First poll due out in January.

For more on the GLVC, log onto [www.glvcsports.com](http://www.glvcsports.com); \*USI individuals in the GLVC rankings can be found in the game notes section.

Records when the Screaming Eagles are:	In 2008-09	Under Stein	In 2007-08	USA Today/ESPN D-II Top 25 Coaches Poll:
Playing at the PAC:.....	8-2	99-44	8-8	<b>As of January 13, 2009 (Poll #7)</b>
Playing on the Road:.....	0-3	43-56	1-8	<b>Rk School (1st votes)</b>
Playing at a Neutral Site:.....	2-2	21-16	1-1	1. Northern Kentucky (27)
Playing at night:.....	8-4	106-75	7-9	2. Alaska-Anchorage (1)
Playing during the day:.....	2-3	57-41	3-7	3. Minnesota St.-Mankato
Playing on Monday:.....	3-0	13-2	0-0	4. California-Pa.
Playing Tuesday:.....	0-0	12-1	1-0	5. Emporia State
Playing on Wednesday:.....	0-0	6-5	0-1	6. Fort Lewis
Playing on Thursday:.....	2-2	46-40	4-6	7. Hillsdale
Playing on Friday:.....	1-1	10-10	0-1	8. Tusculum
Playing on Saturday:.....	3-3	62-53	5-8	9. Indiana-Pennsylvania
Playing on Sundays:.....	1-1	14-5	0-1	10. Michigan Tech
Leading at the half:.....	9-2	137-29	9-5	Washburn
Trailing at the half:.....	0-5	20-85	1-12	12. Rollins
Tied at the half:.....	1-0	6-2	0-0	13. West Texas A&M
Playing in overtime:.....	0-0	5-6	0-0	14. Seattle Pacific
Playing in November:.....	4-2	32-13	3-0	15. Stonehill
Playing in December:.....	3-2	47-18	2-4	16. Arkansas Tech
Playing in January:.....	3-3	35-44	2-7	17. Central Oklahoma
Playing in February:.....	0-0	40-33	2-6	18. Minnesota St.-Moorhead
Playing in March:.....	0-0	9-8	1-0	19. South Carolina-Aiken
Outshooting opponent:.....	6-0	123-23	10-8	20. District of Columbia
Being outshot by opponent:.....	4-7	39-93	0-9	21. UC-San Diego
Tie in shooting percentage:.....	0-0	1-0	0-0	22. Indianapolis
Outrebounding opponent:.....	8-3	96-44	9-10	23. Barry
Being outrebounded:.....	0-4	53-67	1-6	24. Clayton State
Tied in rebounding:.....	2-0	14-5	0-1	25. Grand Valley State
Shooting 50 % or better:.....	2-0	47-3	3-0	
Shooting less than 50 %:.....	8-7	116-113	7-17	<b>Dropped out:</b>
Opponent has more turnovers:.....	9-2	127-40	4-2	Gannon.
USI has more turnovers:.....	1-3	29-67	5-14	
Teams were tied in turnovers:.....	0-2	7-9	1-1	<b>Others Receiving Votes:</b>
USI scores under 70 points:.....	3-7	28-83	4-15	Francis Marion-66; Clark Atlanta-56; Gannon-56; Franklin Pierce-41; Saint Cloud St.-30;
USI scores 70-79 points:.....	2-0	48-25	3-2	Lenoir-Rhyne-28; Tampa-27; Saint Mary's-25;
USI scores 80-89 points:.....	4-0	52-6	1-0	Northwood-20; Molloy-17; Holy Family-14;
USI scores 90-99 points:.....	1-0	28-1	2-0	Harding-7; Armstrong Atlantic St.-6; Saint
USI scores 100 or more points:.....	0-0	8-1	0-0	Rose-4; Georgia C. & St. U.-2; Virginia St.-2;
USI vs. Division II Teams:.....	8-7	144-116	8-17	Drury-1.
USI vs. Midwest Region:.....	5-6	123-103	6-16	
USI vs. NAIA:.....	2-0	18-0	2-0	
USI vs. USCAA:.....	0-0	1-0	0-0	
USI vs. GLVC:.....	3-5	100-97	5-14	
USI vs. non-GLVC:.....	7-2	62-19	5-3	
USI vs. Top 25:.....	0-2	13-28	0-3	

### Coach Stein vs. the GLVC

Opponent	Record (Pct.)	Opponent	Record (Pct.)
Bellarmino.....	4-13 (.235)	Missouri-St. Louis.....	15-4 (.790)
Drury.....	1-5 (.167)	Northern Kentucky.....	6-12 (.333)
Indianapolis.....	5-10 (.333)	Quincy.....	6-13 (.316)
Kentucky Wesleyan.....	13-3 (.800)	Rockhurst.....	6-1 (.857)
Lewis.....	9-11 (.450)	Saint Joseph's.....	12-4 (.750)
Missouri S&T.....	0-6 (.000)	Wisconsin-Parkside.....	12-6 (.667)

### Screaming Eagles Game Notes

- **Six reach double-digits against UMSL.** Six Screaming Eagles finished with 10 or more points in USI's 92-73 victory over Missouri-St. Louis, marking the first time since December 31, 2005 that the Eagles have had that many players reach double digits in a single contest. Under Head Coach **Rick Stein**, the Eagles have had six players reach double-digits eight times.
- **Eagles were just a bucket shy of record.** With another bucket by freshman guard **Rinesha Soaper**, who finished with eight points in USI's win over the Tritons, the Eagles would have matched their all-time record for double-digit scorers in a single game. Seven players scored in double figures in the Eagles' 115-37 victory over Purdue-Calumet on November 25, 2000.
- **Stein reaches another milestone.** USI's win over Missouri-St. Louis was Head Coach **Rick Stein's** 100<sup>th</sup> career win over a GLVC team. That mark reflects GLVC regular-season games as well as all post-season play.

- **Stein will go for 100 at the PAC.** Head Coach **Rick Stein** is looking for his 100<sup>th</sup> win at the PAC when the Eagles host Rockhurst Saturday. Stein is 99-44 (.692) all-time at the PAC, including 8-2 this season.
- **Ball control.** USI did a good job of handling the ball against Kentucky Wesleyan and Missouri-St Louis as it averaged just 12.5 turnovers per game in the two wins. In their last 13 games, the Eagles are averaging just 16.3 turnovers per outing, compared to 22.0 turnovers in their first four outings.
- **Young increasing scoring contributions.** In the last three games, sophomore guard **Ellen Young** has been increasing her scoring output. Young is averaging 19.0 points per game during that span and has increased her season average from 12.8 points per appearance to 13.9 points per contest. She recorded her second double-double of the season (21 points, 10 rebounds) against Missouri-St. Louis.
- **New roles.** For the first time since the second game of the season, Head Coach **Rick Stein** changed up his starting lineup. It paid immediate dividends as the Eagles jumped out to a 20-point lead at the break. And all players affected by the lineup change contributed with large scoring contributions.
- **Youth movement.** USI's top three scoring leaders are sophomores, while USI's fourth-leading scorer is a freshman and USI's fifth-leading scorer is a junior.
- **Stein is USI's all-time winningest coach.** Head Coach **Rick Stein** surpassed former Head Coach Chancellor Dugan for first place on the program's all-time wins list with USI's 80-75 victory over Wayne State (12/29/08). Stein, who has been a part in 322 victories during his stay at USI, has put up 163 victories in his nine-plus years at the helm of the USI women's basketball program. Stein reached his 100<sup>th</sup> career victory in just 151 games, making him the fastest coach in the program's history to accomplish that feat.
- **Seeing double.** Senior forward/center **Brittany Neuman** (2), sophomore guard **Ellen Young** (2), junior guard/forward **Abby Williams** (1), and senior forward/center **Ninette Evans** (1) have combined for six double-doubles in this season.
- **USI has had at least five players reach double figures three times in 2008-09.** At least five USI players reached double figures in the scoring column in three games this season. USI had five players reach double digits in its 79-55 victory over Mid-Continent and its 87-62 win over Grace. They had six players reach double figures in their 92-73 win over Missouri-St. Louis. The Eagles had only one game in 2007-08 in which five of their players recorded 10 or more points.
- **20-point plateau.** The Eagles have had four players reach the 20-point plateau this year. Sophomore guard **Lauren Meneghetti** had a career-best 26 points against Southeastern Oklahoma State, while senior forward/center **Brittany Neuman** had a career-high 24 points against Edinboro and junior guard **Ellen Young** had a season-best 21 points against Missouri-St. Louis and 20 points against Wisconsin-Parkside. Freshman guard **Rinesha Soaper** recorded a career-high 26 points against Wayne State.
- **Eagles ranked in the GLVC (as of a.m. 1/24/09).** The Eagles have five players ranked in 10 GLVC statistical categories: **Ninette Evans** (2 categories) is fifth in offensive rebounds (2.82 orpg) and is tied for 15<sup>th</sup> in blocks (0.59 bpg); **Brittany Neuman** (4 categories) is third in offensive rebounds (3.12 orpg), is fourth in total rebounding (7.6 rpg), is eighth in blocks (0.82 bpg), and is 10<sup>th</sup> in defensive rebounds (4.47 drpg); **Amie Newhart** (2 categories) is fifth in three-point field goal percentage (.444) and is 12<sup>th</sup> in free throw percentage (.824); **Rinesha Soaper** (3 categories) is tied for fifth in steals (2.19 spg), is sixth in three-point field goal percentage (.442), and is 14<sup>th</sup> in field goal percentage (.481); **Ellen Young** (4 categories) is tied for ninth in steals (1.88 spg), is tied for 10<sup>th</sup> in minutes played (31.00 mppg), is 12<sup>th</sup> in scoring (13.9 ppg), and is 15<sup>th</sup> in free throw percentage (.787).
- **Neuman earns GLVC Player of the Week honors.** Senior forward/center **Brittany Neuman** was named the GLVC Player of the Week for her performance against Edinboro. Neuman, who was 9-of-11 from the floor and 6-of-6 from the free throw line, finished the game with a career-high 24 points and 13 rebounds as the Eagles defeated the Fighting Scots, 88-80.
- **Magic Mark: 75 points.** The Eagles have won 79 of their last 89 games when scoring at least 75 points. USI is 179-17 (.913) since 1996-97 when reaching the 75-point plateau.

## Southern Indiana vs. University of Missouri-St. Louis (January 22, 2009)

### Official Basketball Box Score

Missouri-St. Louis vs Southern Indiana

1/22/09 5:15 p.m. at Physical Activities Center

VISITORS: Missouri-St. Louis 4-14, 1-8 GLVC

##	Player Name	TOT-FG			3-PT			REBOUNDS			PF	TP	A	TO	BLK	S	MIN
		FG-FGA	FG-FGA	F'T-F'TA	OF	DE	TOT										
24	Moody, Caitlyn.....	f	1-7	1-4	2-2	0	0	0	3	5	2	0	0	0	0	15	
32	Deckard, Hailee.....	f	3-14	0-1	0-0	1	3	4	3	6	2	2	1	0	0	31	
21	Mitchell, Kelly.....	g	10-15	4-7	2-4	4	4	8	2	26	1	1	0	1	0	24	
22	White, Kristi.....	g	4-8	1-3	0-0	1	2	3	2	9	2	5	0	1	0	35	
23	Coggins, Montrice...	g	0-0	0-0	0-0	0	1	1	2	0	1	2	0	0	0	13	
02	Robinson, Kiki.....		0-1	0-0	0-1	1	2	3	1	0	1	0	0	0	0	9	
03	Ransome, Lindsey....		1-2	0-1	2-2	0	2	2	0	4	1	5	0	0	0	12	
12	Hulbert, Kelcy.....		3-6	0-0	3-5	1	1	2	2	9	1	3	0	0	0	20	
15	Carter, Kelly.....		4-5	1-2	0-0	2	0	2	3	9	4	0	0	0	0	14	
20	Shalenko, Lacey.....		0-0	0-0	0-0	1	1	2	0	0	1	0	0	0	1	14	
25	Ford, Barissa.....		0-0	0-0	0-0	0	0	0	0	0	0	0	0	0	0	1	
33	Prosser, Chelsea....		0-0	0-0	0-0	0	1	1	1	0	0	0	0	0	0	3	
44	Ndorongo, Alisa.....		2-2	0-0	1-2	1	1	2	2	5	0	0	0	0	0	9	
	Team.....					1	3	4									
	Totals.....		28-60	7-18	10-16	13	21	34	21	73	16	18	1	3	0	200	

TOTAL FG% 1st Half: 9-24 37.5%      2nd Half: 19-36 52.8%      Game: 46.7%      DEADB  
 3-Pt. FG% 1st Half: 1-5 20.0%      2nd Half: 6-13 46.2%      Game: 38.9%      REBS  
 F Throw % 1st Half: 5-7 71.4%      2nd Half: 5-9 55.6%      Game: 62.5%      4

HOME TEAM: Southern Indiana 10-7, 3-5 GLVC

##	Player Name	TOT-FG			3-PT			REBOUNDS			PF	TP	A	TO	BLK	S	MIN
		FG-FGA	FG-FGA	F'T-F'TA	OF	DE	TOT										
13	Williams, Abby.....	f	7-11	2-4	0-0	2	4	6	2	16	2	0	0	2	0	32	
21	Evans, Ninette.....	c	5-7	0-0	2-3	3	0	3	4	12	1	2	0	0	0	18	
01	Soaper, Rinesha.....	g	3-8	1-3	1-2	1	0	1	2	8	3	0	0	0	0	24	
22	Newhart, Amie.....	g	5-9	1-2	0-0	0	1	1	1	11	3	1	0	0	0	32	
30	Young, Ellen.....	g	8-13	5-7	0-4	3	7	10	1	21	2	3	0	0	0	34	
04	Leeberg, Cootie.....		0-1	0-1	1-2	0	0	0	1	1	3	0	0	1	0	9	
24	Meneghetti, Lauren..		6-11	1-6	0-0	0	3	3	1	13	6	6	0	3	0	25	
40	Perry, Courtney.....		0-0	0-0	0-0	0	0	0	1	0	0	0	0	1	0	3	
44	Neuman, Brittany....		2-5	0-0	6-8	5	4	9	4	10	0	0	2	0	0	23	
	TEAM.....					2	2										
	Totals.....		36-65	10-23	10-19	14	21	35	17	92	20	12	2	7	0	200	

TOTAL FG% 1st Half: 17-36 47.2%      2nd Half: 19-29 65.5%      Game: 55.4%      DEADB  
 3-Pt. FG% 1st Half: 5-13 38.5%      2nd Half: 5-10 50.0%      Game: 43.5%      REBS  
 F Throw % 1st Half: 5-12 41.7%      2nd Half: 5-7 71.4%      Game: 52.6%      3

Officials: Charlie Hust, Troy Winders, Kyle Labar  
 Technical fouls: Missouri-St. Louis-None. Southern Indiana-None.  
 Attendance: 700  
 Score by Periods                      1st    2nd    Total  
 Missouri-St. Louis.....              24    49    -    73  
 Southern Indiana.....                44    48    -    92

Points in the paint-UMSL 22,USI 28. Points off turnovers-UMSL 13,USI 27.  
 2nd chance points-UMSL 10,USI 17. Fast break points-UMSL 0,USI 4.  
 Bench points-UMSL 27,USI 24. Score tied-0 times. Lead changed-3 times.  
 Last FG-UMSL 2nd-01:31, USI 2nd-00:30.  
 Largest lead-UMSL by 3 1st-16:09, USI by 22 1st-01:34.

# Screaming Eagles' 2008-09 Statistics (as of a.m. January 24, 2009)

<b>RECORD:</b>	<b>OVERALL</b>	<b>HOME</b>	<b>AWAY</b>	<b>NEUTRAL</b>
<b>ALL GAMES.....</b>	<b>(10-7)</b>	<b>(8-2)</b>	<b>(0-3)</b>	<b>(2-2)</b>
<b>CONFERENCE.....</b>	<b>(3-5)</b>	<b>(3-2)</b>	<b>(0-3)</b>	<b>(0-0)</b>
<b>NON-CONFERENCE.....</b>	<b>(7-2)</b>	<b>(5-0)</b>	<b>(0-0)</b>	<b>(2-2)</b>

##	Player	GP-GS	Min--Avg	---TOTAL---		---3-PTS---		FT-FTA	Pct	---REBOUNDS---				PF	FO	A	TO	Blk	Stl	Pts	Avg
				FG-FGA	Pct	3FG-FGA	Pct			Off	Def	Tot	Avg								
30	Young, Ellen.....	17-17	527 31.0	83-203	.409	22-64	.344	48-61	.787	29	42	71	4.2	29	0	32	37	1	32	236	13.9
	Conference-Only..	8-8	253 31.6	43-101	.426	14-33	.424	22-29	.759	8	21	29	3.6	12	0	13	14	1	13	122	15.3
24	Meneghetti, Lauren.	17-15	495 29.1	62-154	.403	23-67	.343	28-36	.778	19	34	53	3.1	26	0	39	42	1	24	175	10.3
	Conference-Only..	8-7	234 29.3	27-72	.375	9-28	.321	9-12	.750	8	16	24	3.0	12	0	18	20	0	11	72	9.0
22	Newhart, Amie.....	17-17	512 30.1	54-148	.365	20-45	.444	42-51	.824	8	34	42	2.5	21	0	49	43	1	21	170	10.0
	Conference-Only..	8-8	249 31.1	27-74	.365	11-22	.500	19-23	.826	3	10	13	1.6	9	0	24	16	1	13	84	10.5
01	Soaper, Rinesha....	16-1	328 20.5	50-104	.481	19-43	.442	28-34	.824	7	21	28	1.8	28	0	14	29	1	35	147	9.2
	Conference-Only..	7-1	143 20.4	19-45	.422	10-23	.435	8-10	.800	3	9	12	1.7	15	0	6	12	0	12	56	8.0
13	Williams, Abby.....	17-17	448 26.4	50-151	.331	14-63	.222	30-45	.667	34	54	88	5.2	52	2	19	26	6	21	144	8.5
	Conference-Only..	8-8	227 28.4	23-65	.354	9-31	.290	11-16	.688	19	26	45	5.6	24	1	8	15	4	9	66	8.3
44	Neuman, Brittany...	17-15	373 21.9	46-95	.484	0-0	.000	39-55	.709	53	76	129	7.6	54	2	13	40	14	14	131	7.7
	Conference-Only..	8-7	167 20.9	15-33	.455	0-0	.000	15-22	.682	24	26	50	6.3	26	1	5	24	6	7	45	5.6
21	Evans, Ninette.....	17-2	298 17.5	42-86	.488	0-0	.000	24-38	.632	48	42	90	5.3	58	3	5	41	10	10	108	6.4
	Conference-Only..	8-1	169 21.1	27-47	.574	0-0	.000	15-22	.682	28	17	45	5.6	30	2	2	20	8	3	69	8.6
23	Miller, Taylor.....	15-1	185 12.3	14-44	.318	4-11	.364	15-21	.714	9	19	28	1.9	23	0	13	22	0	6	47	3.1
	Conference-Only..	6-0	62 10.3	3-8	.375	1-2	.500	3-7	.429	4	8	12	2.0	5	0	5	7	0	0	10	1.7
04	Leeberg, Cootie....	16-0	158 9.9	5-27	.185	2-10	.200	8-11	.727	3	14	17	1.1	16	0	17	10	0	9	20	1.3
	Conference-Only..	7-0	68 9.7	4-17	.235	1-7	.143	2-4	.500	2	2	4	0.6	6	0	7	4	0	4	11	1.6
40	Perry, Courtney....	15-0	76 5.1	3-14	.214	0-0	.000	7-11	.636	9	11	20	1.3	18	1	2	8	0	2	13	0.9
	Conference-Only..	6-0	28 4.7	0-4	.000	0-0	.000	2-4	.500	6	4	10	1.7	5	0	1	5	0	2	2	0.3
<b>TEAM.....</b>										<b>30</b>	<b>33</b>	<b>63</b>	<b>3.7</b>	<b>0</b>							
Conference-Only..										13	19	32	4.0	0							
<b>Total.....</b>		<b>17</b>	<b>3400</b>	<b>409-1026</b>	<b>.399</b>	<b>104-303</b>	<b>.343</b>	<b>269-363</b>	<b>.741</b>	<b>249</b>	<b>380</b>	<b>629</b>	<b>37.0</b>	<b>325</b>	<b>8</b>	<b>203</b>	<b>300</b>	<b>34</b>	<b>174</b>	<b>1191</b>	<b>70.1</b>
Conference-Only..		8	1600	188-466	.403	55-146	.377	106-149	.711	118	158	276	34.5	144	4	89	138	20	74	537	67.1
<b>Opponents.....</b>		<b>17</b>	<b>3400</b>	<b>423-915</b>	<b>.462</b>	<b>86-253</b>	<b>.340</b>	<b>237-338</b>	<b>.701</b>	<b>175</b>	<b>423</b>	<b>598</b>	<b>35.2</b>	<b>331</b>	<b>-</b>	<b>244</b>	<b>349</b>	<b>50</b>	<b>120</b>	<b>1169</b>	<b>68.8</b>
Conference-Only..		8	1600	205-418	.490	45-128	.352	111-149	.745	74	184	258	32.2	142	2	121	148	22	54	566	70.8

SCORE BY PERIODS:	1st	2nd	Total	DEADBALL REBOUNDS:	OFF	DEF	TOTAL
Southern Indiana.....	579	612	- 1191	Southern Indiana.....	38	1	39
Opponents.....	515	654	- 1169	Opponents.....	37	1	38

TEAM STATISTICS	USI	OPP	DATE	OPPONENT	W/L	SCORE	ATTEND
SCORING.....	1191	1169	\$11/15/08	vs Abilene Christian	L	53-80	315
Points per game.....	70.1	68.8	\$11/16/08	vs SE Oklahoma State	W	83-76	388
Scoring margin.....	+1.3	-	11/22/08	EDINBORO	W	88-80	700
FIELD GOALS-ATT.....	409-1026	423-915	11/24/08	MID-CONTINENT	W	79-55	500
Field goal pct.....	.399	.462	11/28/08	vs Hillsdale	L	55-70	185
3 POINT FG-ATT.....	104-303	86-253	11/29/08	vs Grace	W	87-62	275
3-point FG pct.....	.343	.340	*12/4/08	at Lewis University	L	61-69	261
3-pt FG made per game.	6.1	5.1	*12/6/08	at Wisconsin-Parkside	L	67-75	191
FREE THROWS-ATT.....	269-363	237-338	11/20/08	ILLINOIS-SPRINGFIELD	W	62-55	300
Free throw pct.....	.741	.701	12/22/08	TRUMAN STATE	W	67-50	300
F-Throws made per game	15.8	13.9	12/29/08	WAYNE STATE	W	80-75	300
REBOUNDS.....	629	598	*1/2/09	SAINT JOSEPH'S	W	78-56	500
Rebounds per game....	37.0	35.2	*1/4/09	INDIANAPOLIS	L	68-93	800
Rebounding margin.....	+1.8	-	*1/8/09	NORTHERN KENTUCKY	L	48-62	700
ASSISTS.....	203	244	*01/10/09	at BELLARMINE	L	58-77	1128
Assists per game.....	11.9	14.4	*1/15/09	KENTUCKY WESLEYAN	W	65-61	1000
TURNOVERS.....	300	349	*1/22/09	MISSOURI-ST. LOUIS	W	92-73	700
Turnovers per game....	17.6	20.5	*GLVC game;				
Turnover margin.....	+2.9	-	\$St. Edwards Shootout (Austin, TX);				
Assist/turnover ratio.	0.7	0.7	!Indianapolis Classic (Indianapolis, IN)				
STEALS.....	174	120					
Steals per game.....	10.2	7.1					
BLOCKS.....	34	50					
Blocks per game.....	2.0	2.9					
ATTENDANCE.....	5800	2743					
Home games-Avg/Game...	10-580	3-527					
Neutral site-Avg/Game.	-	4-291					

SCORE BY PERIODS:	1st	2nd	Total
Southern Indiana.....	579	612	- 1191
Opponents.....	515	654	- 1169

**Southern Indiana Game-by-Game Points-Rebounds-Assists (as of a.m. January 24, 2009)**  
**All games**

Opponent	Date	Score	WL	01 SOAPER,RI	04 LEEGERG,C	13 WILLIAMS,	21 EVANS,NIN	22 NEWHART,A	23 MILLER,TA	24 MENEGHETT	30 YOUNG,ELL	40 PERRY,COU
vs Abilene Christian	11/15/08	53-80	L	9- 2- 0	0- 4- 0	3- 3- 0	1- 1- 0	8- 3- 6	0- 4- 2	10- 4- 3	11- 3- 1	0- 1- 0
vs SE Oklahoma State	11/16/08	83-76	W	5- 1- 1	1- 1- 1	16-10- 2	0- 6- 0	9- 5- 2	0- 1- 0	26- 4- 2	19- 3- 4	0- 1- 0
EDINBORO	11/22/08	88-80	W	15- 4- 0	0- 1- 0	4- 6- 5	11- 3- 0	6- 4- 5	6- 0- 0	4- 1- 3	18- 3- 3	0- 1- 0
MID-CONTINENT	11/24/08	79-55	W	11- 2- 1	0- 0- 2	10- 3- 3	2- 7- 0	17- 2- 1	0- 2- 1	17- 2- 1	15- 7- 5	2- 1- 0
vs Hillsdale	11/28/08	55-70	L	8- 0- 1	0- 1- 1	0- 5- 0	3- 1- 0	12- 7- 1	9- 1- 0	5- 2- 0	11- 3- 2	1- 2- 0
vs Grace	11/29/08	87-62	W	10- 3- 2	0- 2- 4	13- 7- 0	6- 4- 0	12- 4- 1	7- 1- 0	9- 2- 5	12- 2- 2	6- 3- 1
at Lewis University	12/4/08	61-69	L	3- 1- 0	0- 2- 0	5-11- 0	16- 9- 0	13- 1- 2	2- 2- 1	7- 4- 2	9- 2- 1	DNP
at Wisconsin-Parkside	12/6/08	67-75	L	5- 0- 0	0- 0- 2	10- 2- 0	2- 0- 0	8- 3- 3	3- 3- 2	17- 4- 0	20- 2- 2	0- 1- 0
ILLINOIS-SPRINGFIELD	11/20/08	62-55	W	3- 1- 0	6- 1- 0	12- 4- 1	0-12- 1	11- 2- 1	8- 3- 2	11- 8- 3	8- 5- 1	0- 0- 0
TRUMAN STATE	12/22/08	67-50	W	4- 1- 1	2- 2- 1	11- 3- 0	7- 5- 2	5- 1- 3	5- 2- 2	8- 2- 1	12-12- 1	2- 1- 0
WAYNE STATE	12/29/08	80-75	W	26- 2- 2	0- 1- 1	9- 2- 0	9- 6- 0	6- 1- 5	2- 2- 1	13- 4- 3	8- 4- 0	0- 0- 0
SAINT JOSEPH'S	1/2/09	78-56	W	10- 2- 0	2- 0- 0	8- 6- 2	12-10- 1	15- 1- 7	5- 2- 1	7- 2- 4	7- 0- 1	2- 4- 0
INDIANAPOLIS	1/4/09	68-93	L	10- 2- 0	0- 1- 0	9- 3- 2	8- 3- 0	11- 1- 3	0- 2- 1	4- 2- 2	19- 1- 1	0- 2- 0
NORTHERN KENTUCKY	1/8/09	48-62	L	6- 3- 0	DNP	6- 2- 0	4- 5- 0	12- 3- 1	0- 1- 0	10- 2- 2	10- 3- 0	0- 2- 0
at BELLARMINE	01/10/09	58-77	L	DNP	8- 1- 2	7- 8- 2	3- 7- 0	10- 1- 4	0- 2- 0	10- 4- 1	18- 5- 2	0- 1- 1
KENTUCKY WESLEYAN	1/15/09	65-61	W	14- 3- 3	0- 0- 0	5- 7- 0	12- 8- 0	4- 2- 1	DNP	4- 3- 1	18- 6- 4	DNP
MISSOURI-ST. LOUIS	1/22/09	92-73	W	8- 1- 3	1- 0- 3	16- 6- 2	12- 3- 1	11- 1- 3	DNP	13- 3- 6	21-10- 2	0- 0- 0

44

Opponent	Date	Score	WL	NEUMAN, BR
vs Abilene Christian	11/15/08	53-80	L	11- 9- 1
vs SE Oklahoma State	11/16/08	83-76	W	7-11- 1
EDINBORO	11/22/08	88-80	W	24-13- 1
MID-CONTINENT	11/24/08	79-55	W	5-10- 0
vs Hillsdale	11/28/08	55-70	L	6- 6- 1
vs Grace	11/29/08	87-62	W	12-13- 2
at Lewis University	12/4/08	61-69	L	6- 7- 0
at Wisconsin-Parkside	12/6/08	67-75	L	2- 3- 1
ILLINOIS-SPRINGFIELD	11/20/08	62-55	W	3- 2- 0
TRUMAN STATE	12/22/08	67-50	W	11- 6- 0
WAYNE STATE	12/29/08	80-75	W	7- 9- 2
SAINT JOSEPH'S	1/2/09	78-56	W	10- 8- 2
INDIANAPOLIS	1/4/09	68-93	L	7- 5- 1
NORTHERN KENTUCKY	1/8/09	48-62	L	0- 5- 1
at BELLARMINE	01/10/09	58-77	L	2- 5- 0
KENTUCKY WESLEYAN	1/15/09	65-61	W	8- 8- 0
MISSOURI-ST. LOUIS	1/22/09	92-73	W	10- 9- 0

**Southern Indiana Team High/Low Analysis (as of a.m. January 24, 2009)**  
**All games**

Southern Indiana - TEAM GAME HIGHS

POINTS.....	92	MISSOURI-ST. LOUIS (1/22/09)
FIELD GOALS MADE.....	36	MISSOURI-ST. LOUIS (1/22/09)
FIELD GOAL ATTEMPTS.....	74	vs Grace (11/29/08)
FIELD GOAL PERCENTAGE.....	.554 (36-65)	MISSOURI-ST. LOUIS (1/22/09)
3 PT FIELD GOALS MADE.....	10	Twice, last vs. MISSOURI-ST. LOUIS (1/22/09)
3 PT FG ATTEMPTS.....	24	Twice, last vs. SAINT JOSEPH'S (1/2/09)
3 PT FG PERCENTAGE.....	.563 ( 9-16)	at Wisconsin-Parkside (12/6/08)
FREE THROWS MADE.....	29	vs SE Oklahoma State (11/16/08)
FREE THROW ATTEMPTS.....	38	Twice, last vs. WAYNE STATE (12/29/08)
FREE THROW PERCENTAGE.....	.950 (19-20)	KENTUCKY WESLEYAN (1/15/09)
REBOUNDS.....	46	vs Grace (11/29/08)
ASSISTS.....	20	MISSOURI-ST. LOUIS (1/22/09)
STEALS.....	17	MID-CONTINENT (11/24/08)
BLOCKED SHOTS.....	4	Three times, last vs. SAINT JOSEPH'S (1/2/09)
TURNOVERS.....	26	vs SE Oklahoma State (11/16/08)
FOULS.....	31	vs SE Oklahoma State (11/16/08)

Opponent - GAME HIGHS

POINTS.....	93	INDIANAPOLIS (1/4/09)
FIELD GOALS MADE.....	30	Four times, last vs. INDIANAPOLIS (1/4/09)
FIELD GOAL ATTEMPTS.....	71	vs SE Oklahoma State (11/16/08)
FIELD GOAL PERCENTAGE.....	.600 (30-50)	INDIANAPOLIS (1/4/09)
3 PT FIELD GOALS MADE.....	10	Twice, last vs. INDIANAPOLIS (1/4/09)
3 PT FG ATTEMPTS.....	26	vs SE Oklahoma State (11/16/08)
3 PT FG PERCENTAGE.....	.625 (10-16)	INDIANAPOLIS (1/4/09)
FREE THROWS MADE.....	23	INDIANAPOLIS (1/4/09)
FREE THROW ATTEMPTS.....	30	Three times, last at BELLARMINE (01/10/09)
FREE THROW PERCENTAGE.....	.889 (16-18)	SAINT JOSEPH'S (1/2/09)
REBOUNDS.....	49	vs Abilene Christian (11/15/08)
ASSISTS.....	22	vs Hillsdale (11/28/08)
STEALS.....	11	EDINBORO (11/22/08)
BLOCKED SHOTS.....	5	Six times, last vs. NORTHERN KENTUCKY (1/8/09)
TURNOVERS.....	27	Twice, last vs. ILLINOIS-SPRINGFIELD (11/20/08)
FOULS.....	28	vs SE Oklahoma State (11/16/08)

Southern Indiana - GAME LOWS		
POINTS.....	48	NORTHERN KENTUCKY (1/8/09)
FIELD GOALS MADE.....	15	NORTHERN KENTUCKY (1/8/09)
FIELD GOAL ATTEMPTS.....	51	Twice, last vs. NORTHERN KENTUCKY (1/8/09)
FIELD GOAL PERCENTAGE.....	.271 (16-59)	vs Abilene Christian (11/15/08)
3 PT FIELD GOALS MADE.....	2	Twice, last vs. TRUMAN STATE (12/22/08)
3 PT FG ATTEMPTS.....	11	Twice, last vs. NORTHERN KENTUCKY (1/8/09)
3 PT FG PERCENTAGE.....	.118 ( 2-17)	TRUMAN STATE (12/22/08)
FREE THROWS MADE.....	7	Twice, last at BELLARMINA (01/10/09)
FREE THROW ATTEMPTS.....	11	MID-CONTINENT (11/24/08)
FREE THROW PERCENTAGE.....	.467 ( 7-15)	at BELLARMINA (01/10/09)
REBOUNDS.....	20	at Wisconsin-Parkside (12/6/08)
ASSISTS.....	4	NORTHERN KENTUCKY (1/8/09)
STEALS.....	6	vs Abilene Christian (11/15/08)
BLOCKED SHOTS.....	0	TRUMAN STATE (12/22/08)
TURNOVERS.....	11	vs Hillsdale (11/28/08)
FOULS.....	11	NORTHERN KENTUCKY (1/8/09)

Opponent - GAME LOWS		
POINTS.....	50	TRUMAN STATE (12/22/08)
FIELD GOALS MADE.....	17	MID-CONTINENT (11/24/08)
FIELD GOAL ATTEMPTS.....	38	TRUMAN STATE (12/22/08)
FIELD GOAL PERCENTAGE.....	.347 (17-49)	MID-CONTINENT (11/24/08)
3 PT FIELD GOALS MADE.....	2	SAINT JOSEPH'S (1/2/09)
3 PT FG ATTEMPTS.....	8	Twice, last vs Hillsdale (11/28/08)
3 PT FG PERCENTAGE.....	.115 ( 3-26)	vs SE Oklahoma State (11/16/08)
FREE THROWS MADE.....	7	Three times, last vs. KENTUCKY WESLEYAN (1/15/09)
FREE THROW ATTEMPTS.....	8	Twice, last vs. NORTHERN KENTUCKY (1/8/09)
FREE THROW PERCENTAGE.....	.500 (11-22)	TRUMAN STATE (12/22/08)
REBOUNDS.....	24	NORTHERN KENTUCKY (1/8/09)
ASSISTS.....	7	SAINT JOSEPH'S (1/2/09)
STEALS.....	2	TRUMAN STATE (12/22/08)
BLOCKED SHOTS.....	0	TRUMAN STATE (12/22/08)
TURNOVERS.....	14	vs Abilene Christian (11/15/08)
FOULS.....	13	Twice, last at Wisconsin-Parkside (12/6/08)

**Southern Indiana Player High/Low Analysis (as of a.m. January 24, 2009)**  
**All games**

**Southern Indiana - INDIVIDUAL GAME HIGHS**

Points.....	26	Soaper, Rinesha vs Wayne State (12/29/08)
	26	Meneghetti, Lauren vs SE Oklahoma State (11/16/08)
Field Goals Made.....	9	Neuman, Brittany vs Edinboro (11/22/08)
Field Goal Att.....	17	Young, Ellen at Wisconsin-Parkside (12/6/08)
FG Pct (min 5 made).....	.833 ( 5-6 )	Evans, Ninette vs Edinboro (11/22/08)
3-Point FG Made.....	5	Young, Ellen vs Missouri-St. Louis (1/22/09)
3-Point FG Att.....	7	Five times, last: Young, Ellen vs Missouri-St. Louis (1/22/09)
3-Pt FG Pct (min 3 made)....	1.000 ( 3-3 )	Newhart, Amie vs Mid-Continent (11/24/08)
Free Throws Made.....	11	Soaper, Rinesha vs Wayne State (12/29/08)
Free Throw Att.....	12	Soaper, Rinesha vs Wayne State (12/29/08)
FT Pct (min 6 made).....	1.000 ( 6-6 )	Neuman, Brittany vs Edinboro (11/22/08)
	1.000 ( 6-6 )	Young, Ellen vs Abilene Christian (11/15/08)
Rebounds.....	13	Twice, last: Neuman, Brittany vs Grace (11/29/08)
Assists.....	7	Newhart, Amie vs Saint Joseph's (1/2/09)
Steals.....	5	Four times, last: Soaper, Rinesha vs Kentucky Wesleyan (1/15/09)
Blocked Shots.....	3	Neuman, Brittany vs SE Oklahoma State (11/16/08)
Turnovers.....	9	Newhart, Amie vs SE Oklahoma State (11/16/08)
Fouls.....	5	Eight times, last: Williams, Abby at BELLARMINA (01/10/09)
	5	Evans, Ninette at BELLARMINA (01/10/09)

**OPPONENT INDIVIDUAL GAME HIGHS**

Points.....	29	Katie Cezat vs Hillsdale (11/28/08)
Field Goals Made.....	12	Katie Cezat vs Hillsdale (11/28/08)
Field Goal Att.....	19	Twice, last: Katie Cezat vs Hillsdale (11/28/08)
FG Pct (min 6 made).....	1.000 ( 6-6 )	Twice, last: Brackman, Karen vs Northern Kentucky (1/8/09)
3-Point FG Made.....	7	Bowers, Brooke vs Wayne State (12/29/08)
3-Point FG Att.....	10	Bowers, Brooke vs Wayne State (12/29/08)
3-Pt FG Pct (min 3 made)....	1.000 ( 3-3 )	Dewey, Katie vs Indianapolis (1/4/09)
Free Throws Made.....	9	BROWN, Destiny vs SE Oklahoma State (11/16/08)
Free Throw Att.....	10	BROWN, Destiny vs SE Oklahoma State (11/16/08)
FT Pct (min 6 made).....	1.000 ( 6-6 )	Lengel, Hannah vs Grace (11/29/08)
Rebounds.....	19	Katie Cezat vs Hillsdale (11/28/08)
Assists.....	9	Brooke Knight vs Hillsdale (11/28/08)
Steals.....	5	Butler, Tygea vs Mid-Continent (11/24/08)
Blocked Shots.....	4	Katie Cezat vs Hillsdale (11/28/08)
Turnovers.....	7	Three times, last: Rooney, Jadee at Wisconsin-Parkside (12/6/08)
Fouls.....	5	Five times, last: Harnist, Amanda vs Kentucky Wesleyan (1/15/09)

## Rockhurst University Roster and Statistics (as of a.m. January 22, 2009)

No.	Name	Ht.	Pos.	Class	Hometown (High School/Previous School)
00	Kate Carr	6-0	F	Jr.	Fairfield, IA (Fairfield)
10	Alyssa Miller	5-3	G	So.	Omaha, NE (Millard North)
11	Julie Cook	5-9	F	Sr.	Wichita, KS (Kapaun Mt. Carmel)
14	Meghan Hurley	6-1	F/C	Jr.	Denver, CO (Mullen)
20	Kaeanna Wood (Kay-anna)	5-8	G	Jr.	Atlantic, IA (Atlantic/North Iowa Area CC)
21	Valerie Zamora (Zuh-more-uh)	5-7	G	Fr.	Highlands Ranch, CO (Mountain Vista)
22	Ali Fromm (Frahm)	5-6	G	Jr.	Memphis, MO (Scotland)
23	Christina Komonce (Ko-mahnce)	5-9	G	So.	Troy, MO (Troy Buchanan)
24	Erin Morrisey	5-10	G	Sr.	Leavenworth, KS (Leavenworth/Allen County CC)
25	Gloria Crawford	5-8	G	Sr.	Colorado Springs, CO (Doherty)
32	Chrissy Sarcone (Sar-cone)	5-11	G/F	Fr.	Des Moines, IA (Dowling Catholic)
33	Ana Novicic (Ah-nah Novah-cheech)	6-1	C	Sr.	Kraljevo, Serbia (Gimnazija/Williams Baptist)
34	Tori Hartin	5-11	F	Jr.	St. Louis, MO (Lafayette)
41	Amy Hake (Hake, like Cake)	5-8	G/F	Sr.	St. Louis, MO (Lindbergh)
45	Natalie Barbey	5-8	G	Fr.	Washington, MO (St. Francis Borgia)

**Head Coach:** Rebecca Morrisey (8<sup>th</sup> Year); **Assistant Coaches:** Aaron Bruening, Megan Nyquist

RECORD:	OVERALL	HOME	AWAY	NEUTRAL
ALL GAMES.....	(8-11)	(3-5)	(3-4)	(2-2)
CONFERENCE.....	(2-7)	(1-3)	(1-4)	(0-0)
NON-CONFERENCE.....	(6-4)	(2-2)	(2-0)	(2-2)

DATE	OPPONENT	W/L	SCORE	ATTEND
11/15/08	at Upper Iowa	W OT	87-79	300
11/19/08	LINCOLN	W	65-47	222
11/22/08	TRUMAN STATE	LOT	74-76	255
11/28/08	vs Minnesota State	L	74-95	75
11/29/08	vs Concordia-St. Paul	L	76-82	75
*12/04/08	at Missouri S&T	L	71-89	500
*12/06/08	at Quincy	L	75-108	314
12/09/08	WILLIAM JEWELL	L	67-80	276
12/13/08	ILLINOIS-SPRINGFIELD	W	83-69	143
12/17/08	vs Chaminade	W	88-33	75
12/18/08	vs Hawaii Pacific	W	73-70	100
12/30/08	at Newman	W	70-52	301
*01/02/09	LEWIS	W	90-77	250
*01/04/09	WISCONSIN-PARKSIDE	L	56-70	235
*01/08/09	at Saint Joseph's	W	82-61	342
*01/10/09	at Indianapolis	L	77-86	475
*01/15/09	NORTHERN KENTUCKY	L	47-71	210
*01/17/09	BELLARMINE	L	58-76	250
*01/22/09	at Kentucky Wesleyan	L	56-72	300

\* = Conference game

Season Box Score

##	Player	GP-GS	Min--Avg	---TOTAL---		---3-PTS---		FT-FTA	Pct	---REBOUNDS---				PF	FO	A	TO	Blk	Stl	Pts	Avg
				FG-FGA	Pct	3FG-FGA	Pct			Off	Def	Tot	Avg								
41	Hake, Amy.....	19-19	601 31.6	87-196	.444	56-114	.491	55-63	.873	26	60	86	4.5	44	0	69	38	7	24	285	15.0
	Conference-Only..	8-8	255 31.9	26-79	.329	15-38	.395	22-23	.957	13	25	38	4.8	20	0	30	13	3	13	89	11.1
11	Cook, Julie.....	19-19	574 30.2	103-220	.468	6-25	.240	24-35	.686	19	104	123	6.5	44	0	99	51	12	31	236	12.4
	Conference-Only..	8-8	233 29.1	38-93	.409	3-12	.250	12-17	.706	6	32	38	4.8	20	0	38	23	3	12	91	11.4
22	Fromm, Ali.....	19-19	582 30.6	59-156	.378	44-105	.419	47-55	.855	15	31	46	2.4	21	0	38	48	2	16	209	11.0
	Conference-Only..	8-8	235 29.4	23-59	.390	13-33	.394	24-27	.889	7	11	18	2.3	7	0	11	17	0	4	83	10.4
14	Hurley, Meghan....	19-7	334 17.6	58-124	.468	0-1	.000	19-24	.792	16	55	71	3.7	36	0	20	21	34	13	135	7.1
	Conference-Only..	8-6	162 20.3	31-62	.500	0-0	.000	7-9	.778	8	26	34	4.3	18	0	5	4	10	6	69	8.6
34	Hartin, Tori.....	19-4	289 15.2	48-119	.403	1-5	.200	36-53	.679	32	35	67	3.5	39	1	6	23	3	11	133	7.0
	Conference-Only..	8-0	112 14.0	24-52	.462	1-2	.500	10-18	.556	12	13	25	3.1	12	0	2	8	0	4	59	7.4
21	Zamora, Valerie....	19-0	318 16.7	25-74	.338	16-47	.340	12-18	.667	7	24	31	1.6	32	1	21	31	0	14	78	4.1
	Conference-Only..	8-0	121 15.1	5-17	.294	3-9	.333	4-7	.571	4	10	14	1.8	12	0	8	18	0	6	17	2.1
00	Carr, Kate.....	18-0	183 10.2	25-59	.424	5-11	.455	16-18	.889	14	20	34	1.9	25	0	14	18	7	4	71	3.9
	Conference-Only..	8-0	92 11.5	13-31	.419	3-6	.500	7-9	.778	7	10	17	2.1	9	0	5	5	2	1	36	4.5
33	Novicic, Ana.....	19-8	221 11.6	29-57	.509	0-0	.000	13-21	.619	22	45	67	3.5	29	0	17	24	5	19	71	3.7
	Conference-Only..	8-2	83 10.4	9-18	.500	0-0	.000	5-9	.556	5	13	18	2.3	6	0	5	9	2	4	23	2.9
24	Morrisey, Erin....	19-19	423 22.3	26-65	.400	0-0	.000	12-31	.387	9	38	47	2.5	45	0	26	43	3	16	64	3.4
	Conference-Only..	8-8	178 22.3	10-24	.417	0-0	.000	8-11	.727	3	9	12	1.5	16	0	10	23	1	6	28	3.5
23	Komonce, Christina.	14-0	96 6.9	13-23	.565	10-19	.526	3-6	.500	1	12	13	0.9	8	0	6	9	2	1	39	2.8
	Conference-Only..	6-0	58 9.7	7-12	.583	4-8	.500	0-0	.000	1	7	8	1.3	3	0	3	3	1	1	18	3.0
32	Sarcone, Chrissy...	12-0	55 4.6	6-15	.400	0-1	.000	7-10	.700	2	7	9	0.8	9	0	2	5	0	5	19	1.6
	Conference-Only..	6-0	17 2.8	1-3	.333	0-1	.000	4-6	.667	0	2	2	0.3	3	0	0	3	0	2	6	1.0
45	Webster, Rachel....	3-0	8 2.7	1-3	.333	0-0	.000	2-2	1.000	1	1	2	0.7	1	0	0	1	0	0	4	1.3
	Conference-Only..	0-0	0+ 0.0	0-0	.000	0-0	.000	0-0	.000	0	0	0	0.0	0	0	0	0	0	0	0	0.0
25	Crawford, Gloria...	16-0	97 6.1	5-26	.192	1-9	.111	9-10	.900	4	1	5	0.3	7	0	4	9	1	8	20	1.3
	Conference-Only..	7-0	27 3.9	2-5	.400	1-3	.333	9-10	.900	1	1	2	0.3	4	0	0	4	0	3	14	2.0
20	Wood, Kaeanna.....	11-0	39 3.5	1-10	.100	0-5	.000	1-3	.333	0	0	0	0.0	6	0	3	4	0	1	3	0.3
	Conference-Only..	7-0	19 2.7	0-5	.000	0-3	.000	1-2	.500	0	0	0	0.0	2	0	1	2	0	0	1	0.1
10	Miller, Alyssa.....	9-0	30 3.3	0-3	.000	0-1	.000	2-4	.500	2	2	4	0.4	7	0	2	11	0	0	2	0.2
	Conference-Only..	5-0	9 1.8	0-0	.000	0-0	.000	1-2	.500	0	1	1	0.2	3	0	1	3	0	0	1	0.2
45	Barbey, Natalie....	1-0	1 1.0	0-0	.000	0-0	.000	0-0	.000	0	0	0	0.0	1	0	0	0	0	0	0	0.0
	Conference-Only..	0-0	0+ 0.0	0-0	.000	0-0	.000	0-0	.000	0	0	0	0.0	0	0	0	0	0	0	0	0.0
	TEAM.....									26	39	65	3.4	0		10					
	Conference-Only..									14	13	27	3.4	0		4					
	Total.....	19	3851	486-1150	.423	139-343	.405	258-353	.731	196	474	670	35.3	354	2	327	346	76	163	1369	72.1
	Conference-Only..	8	1601	189-460	.411	43-115	.374	114-150	.760	81	173	254	31.8	135	0	119	139	22	62	535	66.9
	Opponents.....	19	3853	493-1188	.415	98-295	.332	309-434	.712	278	512	790	41.6	317	-	294	338	43	166	1393	73.3
	Conference-Only..	8	1603	224-505	.444	53-153	.346	123-169	.728	123	209	332	41.5	132	0	131	127	17	70	624	78.0

SCORE BY PERIODS:

	1st	2nd	OT	Total
Rockhurst.....	679	672	18	1369
Opponents.....	656	725	12	1393

DEADBALL REBOUNDS:

	OFF	DEF	TOTAL
Rockhurst.....	44	9	53
Opponents.....	57	7	64

TEAM STATISTICS	RU	OPP	DATE	OPPONENT	W/L	SCORE	ATTEND
SCORING.....	1369	1393	11/15/08	at Upper Iowa	W	OT 87-79	300
Points per game.....	72.1	73.3	11/19/08	LINCOLN	W	65-47	222
Scoring margin.....	-1.3	-	11/22/08	TRUMAN STATE	LOT	74-76	255
FIELD GOALS-ATT.....	486-1150	493-1188	11/28/08	vs Minnesota State	L	74-95	75
Field goal pct.....	.423	.415	11/29/08	vs Concordia-St. Paul	L	76-82	75
3 POINT FG-ATT.....	139-343	98-295	*12/4/08	at Missouri S&T	L	71-89	500
3-point FG pct.....	.405	.332	*12/06/08	at Quincy	L	75-108	314
3-pt FG made per game.....	7.3	5.2	12/09/08	WILLIAM JEWELL	L	67-80	276
FREE THROWS-ATT.....	258-353	309-434	12/13/08	ILLINOIS-SPRINGFIELD	W	83-69	143
Free throw pct.....	.731	.712	12/17/08	vs Chaminade	W	88-33	75
REBOUNDS.....	670	790	12/18/08	vs Hawaii Pacific	W	73-70	100
Rebounds per game.....	35.3	41.6	12/30/08	at Newman	W	70-52	301
Rebounding margin.....	-6.3	-	*01/02/09	LEWIS	W	90-77	250
ASSISTS.....	327	294	*01/04/09	UW-PARKSIDE	L	56-70	235
Assists per game.....	17.2	15.5	*1/8/09	at Saint Joseph's	W	82-61	342
TURNOVERS.....	346	338	*01/10/09	at Indianapolis	L	77-86	475
Turnovers per game.....	18.2	17.8	*01/15/09	NORTHERN KENTUCKY	L	47-71	210
Turnover margin.....	-0.4	-	*01/17/09	BELLARMINE	L	58-76	250
Assist/turnover ratio.....	0.9	0.9	*01/22/09	at Kentucky Wesleyan	L	56-72	300
STEALS.....	163	166	* indicates conference game				
Steals per game.....	8.6	8.7					
BLOCKS.....	76	43					
Blocks per game.....	4.0	2.3					
WINNING STREAK.....	0	-					
Home win streak.....	0	-					
ATTENDANCE.....	1841	2857					
Home games-Avg/Game.....	8-230	7-362					
Neutral site-Avg/Game.....	-	4-81					

SCORE BY PERIODS:

	1st	2nd	OT	Total
Rockhurst.....	679	672	18	1369
Opponents.....	656	725	12	1393

# Rockhurst University at Kentucky Wesleyan College (January 22, 2009)

## Official Basketball Box Score

Rockhurst vs Kentucky Wesleyan

01/22/09 5:15 at Owensboro, KY (Sportscenter)

VISITORS: Rockhurst 8-11, 2-7

##	Player Name	TOT-FG	3-PT	REBOUNDS	REBOUNDS			PF	TP	A	TO	BLK	S	MIN	
					FG-FGA	FG-FGA	F'T-F'TA								OF
11	Cook, Julie.....	f	0-3	0-0	2-2	1	1	2	2	2	3	4	1	1	31
41	Hake, Amy.....	f	6-11	3-5	2-2	2	6	8	3	17	5	2	1	1	36
14	Hurley, Meghan.....	c	3-7	0-0	0-0	2	2	4	3	6	1	0	2	0	23
22	Fromm, Ali.....	g	4-8	1-2	2-2	0	1	1	2	11	1	3	0	0	30
24	Morrissey, Erin.....	g	0-4	0-0	0-0	0	2	2	2	0	0	2	0	0	19
00	Carr, Kate.....		2-4	2-2	2-2	0	1	1	2	8	1	0	0	0	16
10	Miller, Alyssa.....		0-0	0-0	0-0	0	1	1	0	0	0	0	0	0	1
20	Wood, Kaeanna.....		0-0	0-0	0-0	0	0	0	0	0	1	0	0	0	2
21	Zamora, Valerie.....		0-1	0-0	0-0	0	2	2	1	0	1	1	0	0	9
23	Komonce, Christina..		1-3	1-3	0-0	0	1	1	1	3	0	0	0	0	8
25	Crawford, Gloria....		0-1	0-1	0-0	0	0	0	0	0	0	0	0	0	1
33	Novicic, Ana.....		2-3	0-0	3-5	1	0	1	0	7	0	1	0	3	11
34	Hartin, Tori.....		1-2	0-0	0-0	0	0	0	0	2	0	0	0	0	13
	TEAM.....					1	1	2				2			
	Totals.....		19-47	7-13	11-13	7	18	25	16	56	13	15	4	5	200

TOTAL FG% 1st Half: 11-24 45.8% 2nd Half: 8-23 34.8% Game: 40.4% DEADB  
3-Pt. FG% 1st Half: 3-5 60.0% 2nd Half: 4-8 50.0% Game: 53.8% REBS  
F Throw % 1st Half: 2-2 100 % 2nd Half: 9-11 81.8% Game: 84.6% 1

HOME TEAM: Kentucky Wesleyan 9-8, 4-4

##	Player Name	TOT-FG	3-PT	REBOUNDS	REBOUNDS			PF	TP	A	TO	BLK	S	MIN	
					FG-FGA	FG-FGA	F'T-F'TA								OF
25	Garrett, Candace.....	f	2-8	0-4	2-2	1	1	2	3	6	0	0	0	0	34
34	Harnist, Amanda.....	f	4-9	0-0	1-2	7	1	8	2	9	4	1	0	0	29
44	Waddell, Whitney.....	c	4-12	2-5	0-0	1	8	9	2	10	0	0	0	1	36
15	Coronelli, Jennifer..	g	6-7	1-2	4-4	0	2	2	1	17	1	0	0	3	30
22	Roe, Danielle.....	g	6-14	0-0	8-13	5	3	8	2	20	6	2	0	1	36
02	Keith, Erin.....		1-2	0-0	0-0	1	1	2	2	2	1	3	0	1	10
04	Rowe, Kristen.....		0-4	0-3	0-0	0	3	3	1	0	1	1	1	0	15
14	Behrens, Katie.....		2-2	0-0	4-5	0	0	0	2	8	0	2	0	1	10
	TEAM.....					1	2	3							
	Totals.....		25-58	3-14	19-26	16	21	37	15	72	13	9	1	7	200

TOTAL FG% 1st Half: 10-29 34.5% 2nd Half: 15-29 51.7% Game: 43.1% DEADB  
3-Pt. FG% 1st Half: 0-6 0.0% 2nd Half: 3-8 37.5% Game: 21.4% REBS  
F Throw % 1st Half: 4-4 100 % 2nd Half: 15-22 68.2% Game: 73.1% 6,1

Officials: Warren Smith, Tony Ramsey, Sheri Womack  
Technical fouls: Rockhurst-None. Kentucky Wesleyan-None.  
Attendance: 300

Score by Periods	1st	2nd	Total
Rockhurst.....	27	29	- 56
Kentucky Wesleyan.....	24	48	- 72

Points in the paint-RU 16, KWC 38. Points off turnovers-RU 7, KWC 17.  
2nd chance points-RU 5, KWC 12. Fast break points-RU 2, KWC 4.  
Bench points-RU 20, KWC 10. Score tied-4 times. Lead changed-10 times.  
Last FG-RU 2nd-00:31, KWC 2nd-00:50.  
Largest lead-RU by 7 1st-04:42, KWC by 18 2nd-02:00.