



## 2008-09 USI Women's Basketball Game Notes

◆ January 20, 2009 ◆

**Media Contacts:** Ray Simmons, Sports Information Director (Office) 812/465-1622; (Home) 812/402-643  
Dan McDonnell, Asst. Sports Information Director (Office) 812/465-1121; (Home) 812/303-6287

### Upcoming Games

**Thu., January 22: USI vs. Missouri-St. Louis, 5:15 p.m. (Physical Activities Center)\***

**Sat., January 24: USI vs. Rockhurst, 1 p.m. (Physical Activities Center)\***

\*Denotes GLVC contest; All Times are Central.

## USI Schedule & Results On the Air

### November

Sat. 1:	@ Indiana (Exhib.)	L 49-93
St. Edwards Shootout Austin, TX		
Sat. 15:	vs. Abilene Christian	L 53-80
Sun. 16:	vs. SE Oklahoma State	W 83-76
Sat. 22:	EDINBORO	W 88-80
Mon. 24:	MID-CONTINENT	W 79-55
Indianapolis Classic Indianapolis, IN		
Fri. 28:	vs. Hillsdale	L 55-70
Sat. 29:	vs. Grace	W 87-62

**Radio:** WSWI AM 820; WSPR 90.7 FM.

**Internet:** [www.820theedge.com](http://www.820theedge.com).

**TV:** vs. Missouri-St. Louis (Check local listings)

### On the Web

**USI Athletic web site:** [www.usi.edu/sports](http://www.usi.edu/sports)

**Women's Basketball:** [www.usi.edu/sports/wbasket/wbasket.asp](http://www.usi.edu/sports/wbasket/wbasket.asp)

**Live stats for home games:** [www.usi.edu/sports/wbblive/xlive.htm](http://www.usi.edu/sports/wbblive/xlive.htm)

### Head Coach Rick Stein (10<sup>th</sup> Year)

<b>USI/career record:</b>	162-116 (.583)
<b>GLVC record:</b>	92-92 (.500)
<b>Home record:</b>	98-44 (.690)
<b>Road record:</b>	43-56 (.434)
<b>Neutral record:</b>	21-16 (.568)
<b>Midwest Region record:</b>	122-103 (.542)

### December

Thu. 4:	@ Lewis	L 61-69*
Sat. 6:	@ UW-Parkside	L 67-75*
Sat. 20:	ILLINOIS-SPRINGFIELD	W 62-55
Mon. 22:	TRUMAN STATE	W 67-50
Mon. 29:	WAYNE STATE (MI)	W 80-75

### January

Fri. 2:	SAINT JOSEPH'S	W 78-56*
Sun. 4:	INDIANAPOLIS	L 68-93*
Thu. 8:	NORTHERN KENTUCKY	L 48-62*
Sat. 10:	@ Bellarmine	L 58-77*
Thu. 15:	KENTUCKY WESLEYAN	W 65-61*
Thu. 22:	MISSOURI-ST. LOUIS	5:15 p.m.*
Sat. 24:	ROCKHURST	1 p.m.*
Thu. 29:	@ Drury	5:45 p.m.*
Sat. 31:	@ Missouri S&T	1 p.m.*

### February

Thu. 5:	QUINCY	5:15 p.m.*
Sat. 7:	DRURY	1 p.m.*^
Wed. 11:	LAKE ERIE	7 p.m.
Sat. 14:	@ Quincy	1 p.m.*
Thu. 19:	@ Missouri-St. Louis	5:45 p.m.*
Sat. 21:	MISSOURI S&T	1 p.m.*!
Sat. 28:	@ Rockhurst	1 p.m.*

**GLVC Tournament March 5-8**  
Sites to be determined

**Midwest Region Tournament March 13-16**  
Site to be determined

**NCAA II Elite Eight March 25-28**  
Saint Joseph Civic Arena  
Saint Joseph, Missouri

\*GLVC contest; ^Homecoming;!Senior Day.  
All times are Central.

### USI in 2008-09

<b>Overall record:</b>	9-7 (.563)
<b>GLVC record:</b>	2-5 (.288)
<b>Division Record:</b>	0-0 (.000)
<b>Home record:</b>	7-2 (.778)
<b>Road record:</b>	0-3 (.000)
<b>Neutral site record:</b>	2-2 (.500)
<b>Midwest Region record:</b>	4-6 (.400)

### USI's last time out

<b>Southern Indiana 65</b>	<b>Kentucky Wesleyan 61</b>
<b>Pts:</b> E. Young, 18.	<b>Pts:</b> A. Harnist, 14; W. Waddell, 14.
<b>Rbs:</b> N. Evans, 8; B. Neuman, 8.	<b>Rbs:</b> W. Waddell, 7.
<b>Asts:</b> E. Young, 4.	<b>Asts:</b> D. Roe, 7.
<b>Notable:</b> R. Soaper, 14 pts, 3 rbs, 3 asts, 5 stls, 0 TOs.	

### Recap

The Eagles made 19-of-20 free throws, including 13-of-14 in the final five minutes, to hold off the visiting Panthers and complete a much-needed come-from-behind victory. USI trailed 17-5 early, but used a 20-5 run to take its first lead before the intermission.

### USI vs. Opponents

#### USI vs. University of Missouri-St. Louis Tritons (4-13, 1-7 GLVC)

-**Series record:** USI leads the all-time series, 23-10.

-**Series since 2000:** USI leads the series, 14-4.

-**First meeting:** UMSL 86, at USI 51 (1981-82 season)

-**Last year:** USI 77, at UMSL 72 (1/3/08); at USI 78, UMSL 68 (3/1/08)

-**This year:** First meeting.

#### USI vs. Rockhurst University Hawks (8-10, 2-6 GLVC)

-**Series record:** USI leads the all-time series, 6-1.

-**Series since 2000:** USI leads the series, 5-1.

-**First meeting:** USI 63, RU 57 (November 19, 1999 at St. Joseph, MO)

-**Last year:** at RU 61, USI 56 (2/2/08); at USI 63, RU 61 (2/14/08)





-**This year:** First meeting.

## 2008-09 University of Southern Indiana Screaming Eagles

PLAYER	2008-09 Statistics			2008-09 Season Highs	USI Career Highs
	Pt.#	Reb.#	Ast.#		
 <p><b>#1 Rinesha Soaper</b>  <b>Pronunciation:</b>                      Rye-KNEE-shuh                      5'4"...Freshman...Guard  <b>Hometown:</b> Henderson, KY  <b>H.S.:</b> Henderson County</p>	9.3	1.8	0.7	<b>Pts:</b> 26-Wayne State, 12/29 <b>Reb:</b> 4-Edinboro, 11/22 <b>Ast:</b> 3-Ky. Wesleyan, 1/15 <b>Stl:</b> 5-Three times, last on 1/15 <b>Double-figure scoring:</b> 6 <b>20-point outings:</b> 1	First Year at USI
 <p><b>#4 Cootie Leeberg</b>  <b>Pronunciation:</b> Coo-tee                      5'7"...Freshman...Guard  <b>Hometown:</b> Lombard, IL  <b>H.S.:</b> Montini Catholic</p>	1.3	1.1	0.9	<b>Pts:</b> 8-Bellarmine, 1/10 <b>Reb:</b> 4-Abilene Christian, 11/15 <b>Ast:</b> 4-Grace, 11/29 <b>Stl:</b> 2-Indianapolis, 1/4	First Year at USI
 <p><b>#13 Abby Williams</b>  <b>Pronunciation:</b> as sounds                      6'0"...Junior... Guard/Forward  <b>Hometown:</b> St. Joseph, IL  <b>H.S.:</b> St. Joseph-Ogden  <b>Last School:</b> Kankakee C.C.</p>	8.0	5.1	1.1	<b>Pts:</b> 16-SE Oklahoma St., 11/16 <b>Reb:</b> 11-Lewis, 12/4 <b>Ast:</b> 5-Edinboro, 11/22 <b>Stl:</b> 3-Three times, last 1/10 <b>Double-figure scoring:</b> 6 <b>Double-figure rebounding:</b> 2 <b>Double-Doubles:</b> 1	First Year at USI
 <p><b>#21 Ninette Evans</b>  <b>Pronunciation:</b> Neh-NET                      6'2"...Senior... Forward/Center  <b>Hometown:</b> Memphis, TN  <b>H.S.:</b> Trezevant  <b>Last School:</b> North Shoals C.C.</p>	6.0	5.4	0.3	<b>Pts:</b> 16-Lewis, 12/4 <b>Reb:</b> 12-Ill.-Springfield, 12/20 <b>Ast:</b> 2-Truman State, 12/22 <b>Stl:</b> 2-Twice, last on 1/15 <b>Double-figure scoring:</b> 4 <b>Double-figure rebounding:</b> 2 <b>Double-doubles:</b> 1	<b>Pts:</b> 16-Lewis, 12/4/08 <b>Reb:</b> 14-Lewis, 1/12/08 <b>Ast:</b> 2-Twice, last on 12/22/08 <b>Stl:</b> 3-Quincy, 1/24/08 <b>Double-figure scoring:</b> 8 <b>Double-figure rebounding:</b> 3 <b>Double-doubles:</b> 2
 <p><b>#22 Amie Newhart</b>  <b>Pronunciation:</b> as sounds                      5'6"...Sophomore...Guard  <b>Hometown:</b> Mulberry, IN  <b>H.S.:</b> Clinton Prairie</p>	9.9	2.6	2.9*	<b>Pts:</b> 17-Mid-Continent, 11/24 <b>Reb:</b> 7-Hillsdale, 11/28 <b>Ast:</b> 7-Saint Joseph's, 1/2 <b>Stl:</b> 4-Lewis, 12/4 <b>Double-figure scoring:</b> 8	<b>Pts:</b> 18-Tiffin, 12/19/08 <b>Reb:</b> 7-Twice, last on 11/28/08 <b>Ast:</b> 7-Twice, last on 1/2/09 <b>Stl:</b> 5-UW-Parkside, 1/10/08 <b>Double-figure scoring:</b> 21
 <p><b>#23 Taylor Miller</b>  <b>Pronunciation:</b> as sounds                      5'10"...Freshman... Forward  <b>Hometown:</b> Anderson, IN  <b>H.S.:</b> Anderson</p>	3.1	1.9	0.9	<b>Pts:</b> 9-Hillsdale, 11/28 <b>Reb:</b> 4-Abilene Christian, 11/15 <b>Ast:</b> 2-Three times, last 12/22 <b>Stl:</b> 2-Twice, last on 12/20	First Year at USI
 <p><b>#24 Lauren Meneghetti</b>  <b>Pronunciation:</b> MEN-eh-get-EE                      5'10"...Sophomore... Guard  <b>Hometown:</b> Munster, IN  <b>H.S.:</b> Munster</p>	10.1	3.1	2.1	<b>Pts:</b> 26-SE Oklahoma St., 11/16 <b>Reb:</b> 8-Ill.-Springfield, 12/20 <b>Ast:</b> 5-Grace, 11/29 <b>Stl:</b> 4-Lewis, 12/4 <b>Double-figure scoring:</b> 8 <b>20-point outings:</b> 1	<b>Pts:</b> 26-SE Oklahoma St., 11/16/08 <b>Reb:</b> 8-Ill.-Springfield, 12/20/08 <b>Ast:</b> 5-Grace, 11/29/08 <b>Stl:</b> 4-Twice, last on 12/4/08 <b>Double-figure scoring:</b> 9 <b>20-point outings:</b> 1
 <p><b>#25 Lauren Luce</b>  <b>Pronunciation:</b> as sounds                      5'8"...Freshman... Guard  <b>Hometown:</b> Vincennes, IN  <b>H.S.:</b> South Knox</p>	n/a	n/a	n/a	<b>Pts:</b> n/a <b>Reb:</b> n/a <b>Ast:</b> n/a <b>Stl:</b> n/a	First Year at USI






**\*Team Leader; All averages listed are from last season at USI or at player's previous school for 1<sup>st</sup> year players.**

**Continued on next page...**

PLAYER	2008-09 Statistics			2008-09 Season Highs	USI Career Highs
	Pt.#	Reb.#	Ast.#		
 <b>#30 Ellen Young</b> Pronunciation: as sounds 5'5"...Sophomore... Guard Hometown: Salem, IL H.S.: Salem Community Last School: SIU Carbondale	13.4*	3.8	1.9	Pts: 20-UW-Parkside, 12/6 Reb: 12-Truman State, 12/22 Ast: 5-Mid-Continent, 11/24 Stl: 5-Grace, 11/29 Double-figure scoring: 12 20-point outings: 1 Double-figure rebounding: 1 Double-Doubles: 1	First Year at USI
 <b>#40 Courtney Perry</b> Pronunciation: as sounds 6'0"...Sophomore...F/C Hometown: Crown Point, IN H.S.: Crown Point	0.9	1.4	0.1	Pts: 6-Grace, 11/29 Reb: 4-Saint Joseph's, 1/2 Ast: 1-Twice, last on 1/10 Stl: 1-Saint Joseph's, 1/2	Pts: 6-Grace, 11/29/08 Reb: 6-Twice (last on 12/15/07) Ast: 2-Twice (last on 2/7/08) Stl: 1-Four times (last 1/2/09)
 <b>#43 Leigha Thompson</b> Pronunciation: Leah 6'2"...Freshman...F/C Hometown: Teutopolis, IL H.S.: Teutopolis (2007)	n/a	n/a	n/a	Pts: n/a Reb: n/a Ast: n/a Stl: n/a	First Year at USI
 <b>#44 Brittany Neuman</b> Pronunciation: New-men 6'2"...Senior...Forward/Center Hometown: Huntingburg, IN H.S.: Southridge	7.6	7.5*	0.9	Pts: 24-Edinboro, 11/22 Reb: 13-Twice, last on 11/29 Ast: 2-Three times, last 1/2 Stl: 3-Saint Joseph's, 1/2 Double-figure scoring: 5 20-point outings: 1 Double-figure rebounding: 4 Double-Doubles: 2	Pts: 24-Edinboro, 11/22/08 Reb: 13-Twice, last on 11/29/08 Ast: 4-Rockhurst, 1/4/06 Stl: 3-Saint Joseph's, 1/2/09 Double-figure scoring: 9 20-point outings: 1 Double-figure rebounding: 8 Double-Doubles: 5

\*Team Leader.

### 2008-09 Women's Basketball Coaching Staff

 <b>Rick Stein</b> Head Coach (10 <sup>th</sup> season) Pronunciation: Styne	 <b>Randa Gatling</b> Assistant Coach (10 <sup>th</sup> season) Pronunciation: Ran-da	 <b>Michelle Irwin</b> Assistant Coach (3 <sup>rd</sup> season) Pronunciation: as sounds
 <b>Jessica Grimaldo</b> Student Assistant Coach (1 <sup>st</sup> season) Pronunciation: Gri-MALL-doe	 <b>Kelci Prewitt</b> Manager (1 <sup>st</sup> season) Pronunciation: as sounds	

Possible Starters:	PPG	RPG	APG	Last Game
#13 Abby Williams (6'0"...Jr...G/F...St. Joseph, IL)	8.0	5.1	1.1	5 pts, 7 rbs, 1 stl
#22 Amie Newhart (5'6"...So...G...Mulberry, IN)	9.9	2.6	2.9*	4 pts, 2 rbs, 1 ast
#24 Lauren Meneghetti (5'10"...So...G...Munster, IN)	10.1	3.1	2.1	4 pts, 3 rbs, 1 ast
#30 Ellen Young (5'5"...So...G...Salem, IL)	13.4*	3.8	1.9	18 pts, 6 rbs, 4 asts
#44 Brittany Neuman (6'2"...Sr...F/C...Huntingburg, IN)	7.6	7.5*	0.9	8 pts, 8 rbs

\*Team Leader; Last game was vs. Kentucky Wesleyan (January 15, 2009).

## GLVC Standings (as of a.m. January 22, 2009)

## Latest Results

### East

School	GLVC	Pct.	Div	Overall	Pct	Streak
1. Northern Kentucky	7-0	1.000	3-0	15-0	1.000	W15
2. UW-Parkside	7-1	.875	2-0	11-5	.688	W1
3. Indianapolis	6-2	.750	2-1	17-3	.850	W1
4. Bellarmine	4-3	.571	1-3	12-4	.750	W3
5. Kentucky Wesleyan	3-4	.429	2-3	8-8	.500	W1
Lewis	3-4	.429	0-1	7-9	.438	L2
7. Saint Joseph's	0-8	.000	0-2	0-16	.000	L16

### West

School	GLVC	Pct.	Div	Overall	Pct	Streak
1. Quincy	6-1	.857	3-1	14-3	.824	W4
2. Drury	5-2	.714	2-0	11-6	.647	L1
3. Missouri S&T	2-5	.286	1-2	8-7	.533	L1
<b>Southern Indiana</b>	<b>2-5</b>	<b>.286</b>	<b>0-0</b>	<b>9-7</b>	<b>.562</b>	<b>W1</b>
5. Rockhurst	2-6	.250	0-2	8-10	.444	L3
6. Missouri-St. Louis	1-7	.125	0-1	4-13	.235	L4

### January 15, 2009

at Southern Indiana 65, Kentucky Wesleyan 61\*  
 at Quincy 71, UW-Parkside 54\*  
 Northern Kentucky 71, at Rockhurst 47\*  
 at Missouri S&T 75, Saint Joseph's 58\*  
 at Drury 74, Indianapolis 52\*  
 Bellarmine 75, at Missouri-St. Louis 64\*

### January 17, 2009

Quincy 95, at Saint Joseph's 60\*  
 Indianapolis 78, at Missouri S&T 71\*  
 UW-Parkside 56, at Lewis 51\*  
 Bellarmine 76, at Rockhurst 58\*  
 Northern Kentucky 65, at Drury 63 (ot)\*

### January 18, 2009

at Kentucky Wesleyan 61, Missouri-St. Louis 50\*

## Upcoming Schedule

### January 22, 2009

Quincy at Indianapolis, 4:30 p.m.\*  
 Missouri S&T at Northern Kentucky, 4:30 p.m.\*  
 Drury at Bellarmine, 4:45 p.m.\*  
 SIU Edwardsville at UW-Parkside, 5 p.m.  
 Rockhurst at Kentucky Wesleyan, 5:15 p.m.\*  
**Missouri-St. Louis at Southern Indiana, 5:15 p.m.\***  
 Lewis at Saint Joseph's, 5:30 p.m.\*

### January 24, 2009

Quincy at Northern Kentucky, Noon\*  
 Missouri S&T at Bellarmine, Noon\*  
 Drury at Kentucky Wesleyan, 1 p.m.\*  
**Rockhurst at Southern Indiana, 1 p.m.\***  
 UW-Parkside at Saint Joseph's, 1 p.m.\*  
 Lewis at Indianapolis, 4:30 p.m.\*

### January 29, 2009

Saint Joseph's at Urbana, 4:30 p.m.  
 Bellarmine at Quincy, 5:15 p.m.\*  
 Kentucky Wesleyan at Missouri S&T, 5:30 p.m.\*  
 Indianapolis at UW-Parkside, 5:30 p.m.\*  
 Missouri-St. Louis at Rockhurst, 5:30 p.m.\*  
 Northern Kentucky at Lewis, 5:30 p.m.\*  
**Southern Indiana at Drury, 5:45 p.m.\***

### January 31, 2009

Missouri-St. Louis at Drury, 1 p.m.\*  
 Bellarmine at Lewis, 1 p.m.\*  
**Southern Indiana at Missouri S&T, 1 p.m.\***  
 Kentucky Wesleyan at Quincy, 1 p.m.\*  
 Northern Kentucky at UW-Parkside, 1 p.m.\*  
 Rockhurst at Nebraskas-Omaha, 1:30 p.m.  
 Saint Joseph's at Indianapolis, 4:30 p.m.\*

## USI and GLVC opponents in the GLVC Rankings (as of a.m. 1/22/09)

Category	USI	UMSL	RU
Scoring Offense:.....	68.7 (7 <sup>th</sup> )	64.6 (12 <sup>th</sup> )	72.9 (4 <sup>th</sup> )
Scoring Defense:.....	68.5 (10 <sup>th</sup> )	74.4 (12 <sup>th</sup> )	73.4 (11 <sup>th</sup> )
Scoring Margin:.....	+0.2 (9 <sup>th</sup> )	-9.8 (12 <sup>th</sup> )	-0.4 (10 <sup>th</sup> )
FT Percentage:.....	.753 (3 <sup>rd</sup> )	.652 (12 <sup>th</sup> )	.726 (8 <sup>th</sup> )
FG Percentage:.....	.388 (11 <sup>th</sup> )	.387 (12 <sup>th</sup> )	.423 (8 <sup>th</sup> )
FG % Defense:.....	.462 (12 <sup>th</sup> )	.462 (11 <sup>th</sup> )	.414 (7 <sup>th</sup> )
3-pt. FG Percentage:.....	.336 (9 <sup>th</sup> )	.320 (11 <sup>th</sup> )	.400 (3 <sup>rd</sup> )
3-pt. FG % Defense:.....	.336 (7 <sup>th</sup> )	.321 (5 <sup>th</sup> )	.338 (8 <sup>th</sup> )
Rebounding Off.:.....	37.1 (5 <sup>th</sup> )	36.6 (7 <sup>th</sup> )	35.8 (10 <sup>th</sup> )
Rebounding Def.:.....	35.2 (7 <sup>th</sup> )	38.1 (10 <sup>th</sup> )	41.8 (12 <sup>th</sup> )
Rebounding Margin:.....	+1.9 (7 <sup>th</sup> )	-1.5 (10 <sup>th</sup> )	-6.0 (12 <sup>th</sup> )
Blocked Shots:.....	2.0 (9 <sup>th</sup> )	1.2 (13 <sup>th</sup> )	4.0 (2 <sup>nd</sup> )
Assists:.....	11.4 (12 <sup>th</sup> )	13.4 (10 <sup>th</sup> )	17.4 (2 <sup>nd</sup> )
Steals:.....	10.4 (2 <sup>nd</sup> )	8.7 (8 <sup>th</sup> )	8.9 (7 <sup>th</sup> )
Turnover Margin:.....	+2.7 (5 <sup>th</sup> )	-0.6 (10 <sup>th</sup> )	-0.1 (7 <sup>th</sup> )
Assist/TO Ratio:.....	0.64 (12 <sup>th</sup> )	0.66 (11 <sup>th</sup> )	0.95 (5 <sup>th</sup> )
Off. Rebounds:.....	14.7 (2 <sup>nd</sup> )	13.4 (3 <sup>rd</sup> )	10.5 (12 <sup>th</sup> )
Def. Rebounds:.....	22.4 (11 <sup>th</sup> )	23.2 (9 <sup>th</sup> )	25.3 (7 <sup>th</sup> )
3-pt. FGs Made:.....	5.9 (t-5 <sup>th</sup> )	5.6 (10 <sup>th</sup> )	7.3 (3 <sup>rd</sup> )

## Regional Rankings

(Final 2007-08)

- Drury
- Hillsdale
- Missouri S&T
- Quincy
- Indianapolis
- Bellarmine
- Ferris State
- Northern Kentucky
- Michigan Tech
- Wisconsin-Parkside

\*First poll due out in January.

For more on the GLVC, log onto [www.glvcsports.com](http://www.glvcsports.com); \*USI individuals in the GLVC rankings can be found in the game notes section.

Records when the Screaming Eagles are:	In 2008-09	Under Stein	In 2007-08	USA Today/ESPN D-II Top 25 Coaches Poll: As of January 13, 2009 (Poll #7)
Playing at the PAC:.....	7-2	98-44	8-8	<b>Rk School (1st votes)</b>
Playing on the Road:.....	0-3	43-56	1-8	1. Northern Kentucky (27)
Playing at a Neutral Site:.....	2-2	21-16	1-1	2. Alaska-Anchorage (1)
Playing at night:.....	7-4	105-75	7-9	3. Minnesota St.-Mankato
Playing during the day:.....	2-3	57-41	3-7	4. California-Pa.
Playing on Monday:.....	3-0	13-2	0-0	5. Emporia State
Playing Tuesday:.....	0-0	12-1	1-0	6. Fort Lewis
Playing on Wednesday:.....	0-0	6-5	0-1	7. Hillsdale
Playing on Thursday:.....	1-2	45-40	4-6	8. Tusculum
Playing on Friday:.....	1-1	10-10	0-1	9. Indiana-Pennsylvania
Playing on Saturday:.....	3-3	62-53	5-8	10. Michigan Tech
Playing on Sundays:.....	1-1	14-5	0-1	Washburn
Leading at the half:.....	8-2	136-29	9-5	12. Rollins
Trailing at the half:.....	0-5	20-85	1-12	13. West Texas A&M
Tied at the half:.....	1-0	6-2	0-0	14. Seattle Pacific
Playing in overtime:.....	0-0	5-6	0-0	15. Stonehill
Playing in November:.....	4-2	32-13	3-0	16. Arkansas Tech
Playing in December:.....	3-2	47-18	2-4	17. Central Oklahoma
Playing in January:.....	2-3	34-44	2-7	18. Minnesota St.-Moorhead
Playing in February:.....	0-0	40-33	2-6	19. South Carolina-Aiken
Playing in March:.....	0-0	9-8	1-0	20. District of Columbia
Outshooting opponent:.....	5-0	122-23	10-8	21. UC-San Diego
Being outshot by opponent:.....	4-7	39-93	0-9	22. Indianapolis
Tie in shooting percentage:.....	0-0	1-0	0-0	23. Barry
Outrebounding opponent:.....	7-3	95-44	9-10	24. Clayton State
Being outrebounded:.....	0-4	53-67	1-6	25. Grand Valley State
Tied in rebounding:.....	2-0	14-5	0-1	
Shooting 50 % or better:.....	1-0	46-3	3-0	<b>Dropped out:</b>
Shooting less than 50 %:.....	8-7	116-113	7-17	Gannon.
Opponent has more turnovers:.....	8-2	126-40	4-2	
USI has more turnovers:.....	1-3	29-67	5-14	<b>Others Receiving Votes:</b>
Teams were tied in turnovers:....	0-2	7-9	1-1	Francis Marion-66; Clark Atlanta-56; Gannon-56; Franklin Pierce-41; Saint Cloud St.-30; Lenoir-Rhyne-28; Tampa-27; Saint Mary's-25; Northwood-20; Molloy-17; Holy Family-14; Harding-7; Armstrong Atlantic St.-6; Saint Rose-4; Georgia C. & St. U.-2; Virginia St.-2; Drury-1.
USI scores under 70 points:.....	3-7	28-83	4-15	
USI scores 70-79 points:.....	2-0	48-25	3-2	
USI scores 80-89 points:.....	4-0	52-6	1-0	
USI scores 90-99 points:.....	0-0	27-1	2-0	
USI scores 100 or more points:...	0-0	8-1	0-0	
USI vs. Division II Teams:.....	7-7	143-116	8-17	
USI vs. Midwest Region:.....	4-6	122-103	6-16	
USI vs. NAIA:.....	2-0	18-0	2-0	
USI vs. USCAA:.....	0-0	1-0	0-0	
USI vs. GLVC:.....	2-5	99-97	5-14	
USI vs. non-GLVC:.....	7-2	62-19	5-3	
USI vs. Top 25:.....	0-2	13-28	0-3	

### Coach Stein vs. the GLVC

Opponent	Record (Pct.)	Opponent	Record (Pct.)
Bellarmine.....	4-13 (.235)	Missouri-St. Louis.....	14-4 (.778)
Drury.....	1-5 (.167)	Northern Kentucky.....	6-12 (.333)
Indianapolis.....	5-10 (.333)	Quincy.....	6-13 (.316)
Kentucky Wesleyan.....	13-3 (.800)	Rockhurst.....	6-1 (.857)
Lewis.....	9-11 (.450)	Saint Joseph's.....	12-4 (.750)
Missouri S&T.....	0-6 (.000)	Wisconsin-Parkside.....	12-6 (.667)

### Screaming Eagles Game Notes

- **Eagles rebound from slow start, drop KWC.** The University of Southern Indiana women's basketball team fought back from a 17-5 deficit to defeat Kentucky Wesleyan, 65-61, last Thursday at the PAC. USI used a 20-5 run to take a brief three-point lead before going into the locker room with in a 25-25 stalemate. USI owned much of the second period, using runs of 8-2 and 11-2 to build a 52-42 advantage. The Eagles held off the Panthers in the late stages of the contest, connecting on 13-of-14 shots from the charity stripe in the final five minutes to preserve the win.
- **Eagles make most of opportunities.** The Eagles made the most of their opportunities at the charity stripe against Kentucky Wesleyan, draining 19-of-20 shots from the free throw line. USI currently ranks third in the GLVC in free throw percentage (.753).

- **Ball control.** USI did a good job of handling the ball against Kentucky Wesleyan. The Eagles committed just 13 turnovers, two more than their season low. In their last 12 games, the Eagles are averaging just 16.7 turnovers per outing, compared to 22.0 turnovers in their first four outings.
- **Nice stat line.** Freshman guard **Rinesha Soaper** had 14 points, three rebounds, three assists, five steals, and no turnovers in USI's win over Kentucky Wesleyan. Soaper scored half of her point total in the Eagles' 20-5 run that gave them their brief lead in the first half; then scored five quick points to key the Eagles to their 8-2 run at the start of the second half.
- **Evans had big second half.** Senior forward/center **Ninette Evans** had a big second half against Kentucky Wesleyan. Evans scored 10 of her 12 points in the final 20 minutes. She also grabbed five of her game-high tying eight rebounds and committed just one turnover in the final period.
- **Eagles finally get chance against West Division.** After seven games against the GLVC East Division, the Eagles finally get their chance to play against the West Division. USI is the last team in the conference to begin divisional play this season. USI, which was 3-9 against the West last year, will play a home-and-home series with each team in the West Division, beginning with Thursday's game against Missouri-St. Louis.
- **Rough beginnings.** USI has started slow in its last four games, falling behind by a combined 55-13 in the early stages of each contest.
  - Indianapolis:** Fell behind 10-0 in the first 3:30 of the game before rallying to take the lead midway through the first half.
  - Northern Kentucky:** Trailed 13-6 in the first eight minutes of regulation before rallying to tie the game at 17-17 in the first half.
  - Bellarmine:** Faced a 15-2 deficit in the first six minutes before going on a 9-0 run to cut the margin to four points.
  - Kentucky Wesleyan:** Trailed 17-5 in the first seven minutes of regulation before using a 20-5 run to take their first lead of the game.
- **Youth movement.** USI's top three scoring leaders are sophomores, while USI's fourth-leading scorer is a freshman and USI's fifth-leading scorer is a junior.
- **Stein is USI's all-time winningest coach.** Head Coach **Rick Stein** surpassed former Head Coach Chancellor Dugan for first place on the program's all-time wins list with USI's 80-75 victory over Wayne State (12/29/08). Stein, who has been a part in 321 victories during his stay at USI, has put up 162 victories in his nine-plus years at the helm of the USI women's basketball program. Stein reached his 100<sup>th</sup> career victory in just 151 games, making him the fastest coach in the program's history to accomplish that feat.
- **Seeing double.** Senior forward/center **Brittany Neuman** (2), sophomore guard **Ellen Young** (1), junior guard/forward **Abby Williams** (1), and senior forward/center **Ninette Evans** (1) have combined for five double-doubles in this season.
- **USI has had five players reach double figures twice in 2008-09.** Five USI players reached double figures in the scoring column in two games this season. USI had five players reach double digits in its 79-55 victory over Mid-Continent and its 87-62 win over Grace. The Eagles had only one game in 2007-08 in which five of their players recorded 10 or more points.
- **20-point plateau.** The Eagles have had four players reach the 20-point plateau this year. Sophomore guard **Lauren Meneghetti** had a career-best 26 points against Southeastern Oklahoma State, while senior forward/center **Brittany Neuman** had a career-high 24 points against Edinboro and junior guard **Ellen Young** had a season-best 20 points against Wisconsin-Parkside. Freshman guard **Rinesha Soaper** recorded a career-high 26 points against Wayne State.
- **Eagles ranked in the GLVC (as of a.m. 1/22/09).** The Eagles have five players ranked in nine GLVC statistical categories:
  - Ninette Evans** (3 categories) is fifth in offensive rebounds (2.81 orpg), and is tied for 11<sup>th</sup> in blocks (0.63 bpg), and is 20<sup>th</sup> in total rebounding (5.4 rpg);
  - Brittany Neuman** (4 categories) is fourth in total rebounding (7.5 rpg), is fourth in offensive rebounds (3.00 orpg), is eighth in blocks (0.75 bpg), and is 10<sup>th</sup> in defensive rebounds (4.50 drpg);
  - Amie Newhart** (2 categories) is eighth in three-point field goal percentage (.442) and is 14<sup>th</sup> in free throw percentage (.824);
  - Rinesha Soaper** (3 categories) is fourth in steals (2.33 spg), is fifth in three-point field goal percentage (.450), and is 15<sup>th</sup> in field goal percentage (.490);
  - Ellen Young** (3 categories) is tied for eighth in steals (2.00 spg), is 13<sup>th</sup> in free throw percentage (.842), and is 12<sup>th</sup> in scoring (13.4 ppg).
- **Neuman earns GLVC Player of the Week honors.** Senior forward/center **Brittany Neuman** was named the GLVC Player of the Week for her performance against Edinboro. Neuman, who was 9-of-11 from the floor and 6-of-6 from the free throw line, finished the game with a career-high 24 points and 13 rebounds as the Eagles defeated the Fighting Scots, 88-80.
- **Magic Mark: 75 points.** The Eagles have won 78 of their last 88 games when scoring at least 75 points. USI is 178-17 (.913) since 1996-97 when reaching the 75-point plateau.

## Southern Indiana vs. Kentucky Wesleyan College (January 15, 2009)

### Official Basketball Box Score

#### Kentucky Wesleyan vs Southern Indiana

1/15/09 5:15 p.m. at Physical Activities Center

VISITORS: Kentucky Wesleyan 7-8, 2-4 GLVC

##	Player Name	TOT-FG			3-PT			REBOUNDS			PF	TP	A	TO	BLK	S	MIN
		FG-FGA	FG-FGA	F'T-F'TA	OF	DE	TOT										
25	Garrett, Candace....	f	3-5	1-3	0-0	0	4	4	0	7	0	2	0	0	0	21	
34	Harnist, Amanda.....	f	6-9	0-0	2-2	1	3	4	5	14	1	4	1	1	35		
44	Waddell, Whitney....	c	5-12	3-9	1-2	0	7	7	3	14	1	0	0	0	36		
15	Coronelli, Jennifer..	g	2-8	1-5	1-1	0	4	4	4	6	2	6	0	1	35		
22	Roe, Danielle.....	g	4-6	0-0	1-2	2	2	4	1	9	7	1	0	2	36		
01	Keith, Erin.....		0-0	0-0	0-0	0	0	0	0	0	0	3	0	1	6		
04	Rowe, Kristen.....		1-2	1-2	0-0	0	0	0	0	3	0	0	0	1	8		
14	Behrens, Katie.....		3-6	0-3	2-4	0	2	2	3	8	2	2	0	0	23		
TEAM.....						1	2	3									
Totals.....			24-48	6-22	7-11	4	24	28	16	61	13	18	1	6	200		

TOTAL FG% 1st Half: 9-22 40.9%    2nd Half: 15-26 57.7%    Game: 50.0%    DEADB  
 3-Pt. FG% 1st Half: 4-12 33.3%    2nd Half: 2-10 20.0%    Game: 27.3%    REBS  
 F Throw % 1st Half: 3-4 75.0%    2nd Half: 4-7 57.1%    Game: 63.6%    1

HOME TEAM: Southern Indiana 9-7, 2-5 GLVC

##	Player Name	TOT-FG			3-PT			REBOUNDS			PF	TP	A	TO	BLK	S	MIN
		FG-FGA	FG-FGA	F'T-F'TA	OF	DE	TOT										
13	Williams, Abby.....	f	2-8	1-6	0-0	3	4	7	4	5	0	1	0	1	31		
44	Neuman, Brittany....	c	3-6	0-0	2-2	3	5	8	2	8	0	3	0	0	20		
22	Newhart, Amie.....	g	1-5	0-2	2-2	1	1	2	0	4	1	0	1	1	20		
24	Meneghetti, Lauren..	g	0-8	0-1	4-4	2	1	3	1	4	1	2	0	1	31		
30	Young, Ellen.....	g	6-14	3-4	3-4	2	4	6	0	18	4	2	0	2	36		
01	Soaper, Rinesha.....		4-10	2-7	4-4	0	3	3	3	14	3	0	0	5	31		
04	Leeberg, Cootie.....		0-1	0-0	0-0	0	0	0	0	0	0	0	0	0	2		
21	Evans, Ninette.....		4-9	0-0	4-4	6	2	8	4	12	0	5	1	2	29		
TEAM.....						3	3										
Totals.....			20-61	6-20	19-20	17	23	40	14	65	9	13	2	12	200		

TOTAL FG% 1st Half: 10-28 35.7%    2nd Half: 10-33 30.3%    Game: 32.8%    DEADB  
 3-Pt. FG% 1st Half: 3-9 33.3%    2nd Half: 3-11 27.3%    Game: 30.0%    REBS  
 F Throw % 1st Half: 2-2 100 %    2nd Half: 17-18 94.4%    Game: 95.0%    1

Officials: Stacey Moore, Wayne Patterson, Cole Womack  
 Technical fouls: Kentucky Wesleyan-None. Southern Indiana-None.  
 Attendance: 1000

Score by Periods	1st	2nd	Total
Kentucky Wesleyan.....	25	36	- 61
Southern Indiana.....	25	40	- 65

Points in the paint-KWC 26,USI 12. Points off turnovers-KWC 13,USI 23.  
 2nd chance points-KWC 5,USI 13. Fast break points-KWC 0,USI 0.  
 Bench points-KWC 11,USI 26. Score tied-2 times. Lead changed-1 time.  
 Last FG-KWC 2nd-00:10, USI 2nd-09:59.  
 Largest lead-KWC by 12 1st-13:18, USI by 10 2nd-09:14.

# Screaming Eagles' 2008-09 Statistics (as of a.m. January 22, 2009)

<b>RECORD:</b>	<b>OVERALL</b>	<b>HOME</b>	<b>AWAY</b>	<b>NEUTRAL</b>
<b>ALL GAMES.....</b>	<b>(9-7)</b>	<b>(7-2)</b>	<b>(0-3)</b>	<b>(2-2)</b>
<b>CONFERENCE.....</b>	<b>(2-5)</b>	<b>(2-2)</b>	<b>(0-3)</b>	<b>(0-0)</b>
<b>NON-CONFERENCE.....</b>	<b>(7-2)</b>	<b>(5-0)</b>	<b>(0-0)</b>	<b>(2-2)</b>

##	Player	GP-GS	Min--Avg	---TOTAL---		---3-PTS---		FT-FTA	Pct	---REBOUNDS---				PF	FO	A	TO	Blk	Stl	Pts	Avg	
				FG-FGA	Pct	3FG-FGA	Pct			Off	Def	Tot	Avg									
30	Young, Ellen.....	16-16	493 30.8	75-190	.395	17-57	.298	48-57	.842	26	35	61	3.8	28	0	30	34	1	32	215	13.4	
	Conference-Only..	7-7	219 31.3	35-88	.398	9-26	.346	22-25	.880	5	14	19	2.7	11	0	11	11	1	13	101	14.4	
24	Meneghetti, Lauren.	16-15	470 29.4	56-143	.392	22-61	.361	28-36	.778	19	31	50	3.1	25	0	33	36	1	21	162	10.1	
	Conference-Only..	7-7	209 29.9	21-61	.344	8-22	.364	9-12	.750	8	13	21	3.0	11	0	12	14	0	8	59	8.4	
22	Newhart, Amie.....	16-16	480 30.0	49-139	.353	19-43	.442	42-51	.824	8	33	41	2.6	20	0	46	42	1	21	159	9.9	
	Conference-Only..	7-7	217 31.0	22-65	.338	10-20	.500	19-23	.826	3	9	12	1.7	8	0	21	15	1	13	73	10.4	
01	Soaper, Rinesha....	15-0	304 20.3	47-96	.490	18-40	.450	27-32	.844	6	21	27	1.8	26	0	11	29	1	35	139	9.3	
	Conference-Only..	6-0	119 19.8	16-37	.432	9-20	.450	7-8	.875	2	9	11	1.8	13	0	3	12	0	12	48	8.0	
13	Williams, Abby.....	16-16	416 26.0	43-140	.307	12-59	.203	30-45	.667	32	50	82	5.1	50	2	17	26	6	19	128	8.0	
	Conference-Only..	7-7	195 27.9	16-54	.296	7-27	.259	11-16	.688	17	22	39	5.6	22	1	6	15	4	7	50	7.1	
44	Neuman, Brittany...	16-15	350 21.9	44-90	.489	0-0	.000	33-47	.702	48	72	120	7.5	50	2	13	40	12	14	121	7.6	
	Conference-Only..	7-7	144 20.6	13-28	.464	0-0	.000	9-14	.643	19	22	41	5.9	22	1	5	24	4	7	35	5.0	
21	Evans, Ninette.....	16-1	280 17.5	37-79	.468	0-0	.000	22-35	.629	45	42	87	5.4	54	3	4	39	10	10	96	6.0	
	Conference-Only..	7-0	151 21.6	22-40	.550	0-0	.000	13-19	.684	25	17	42	6.0	26	2	1	18	8	3	57	8.1	
23	Miller, Taylor.....	15-1	185 12.3	14-44	.318	4-11	.364	15-21	.714	9	19	28	1.9	23	0	13	22	0	6	47	3.1	
	Conference-Only..	6-0	62 10.3	3-8	.375	1-2	.500	3-7	.429	4	8	12	2.0	5	0	5	7	0	0	10	1.7	
04	Leeberg, Cootie....	15-0	149 9.9	5-26	.192	2-9	.222	7-9	.778	3	14	17	1.1	15	0	14	10	0	8	19	1.3	
	Conference-Only..	6-0	59 9.8	4-16	.250	1-6	.167	1-2	.500	2	2	4	0.7	5	0	4	0	3	10	1.7		
40	Perry, Courtney....	14-0	73 5.2	3-14	.214	0-0	.000	7-11	.636	9	11	20	1.4	17	1	2	8	0	1	13	0.9	
	Conference-Only..	5-0	25 5.0	0-4	.000	0-0	.000	2-4	.500	6	4	10	2.0	4	0	1	5	0	1	2	0.4	
<b>TEAM.....</b>										30	31	61	3.8	0								
Conference-Only..										13	17	30	4.3	0								
<b>Total.....</b>		16	3200	373-961	.388	94-280	.336	259-344	.753	235	359	594	37.1	308	8	183	288	32	167	1099	68.7	
Conference-Only..		7	1400	152-401	.379	45-123	.366	96-130	.738	104	137	241	34.4	127	4	69	126	18	67	445	63.6	
<b>Opponents.....</b>		16	3200	395-855	.462	79-235	.336	227-322	.705	162	402	564	35.2	310	-	228	331	49	117	1096	68.5	
Conference-Only..		7	1400	177-358	.494	38-110	.345	101-133	.759	61	163	224	32.0	121	2	105	130	21	51	493	70.4	

SCORE BY PERIODS:	1st	2nd	Total	DEADBALL REBOUNDS:	OFF	DEF	TOTAL
Southern Indiana.....	535	564	- 1099	Southern Indiana.....	35	1	36
Opponents.....	491	605	- 1096	Opponents.....	33	1	34

TEAM STATISTICS	USI	OPP	DATE	OPPONENT	W/L	SCORE	ATTEND
SCORING.....	1099	1096	\$11/15/08	vs Abilene Christian	L	53-80	315
Points per game.....	68.7	68.5	\$11/16/08	vs SE Oklahoma State	W	83-76	388
Scoring margin.....	+0.2	-	11/22/08	EDINBORO	W	88-80	700
FIELD GOALS-ATT.....	373-961	395-855	11/24/08	MID-CONTINENT	W	79-55	500
Field goal pct.....	.388	.462	11/28/08	vs Hillsdale	L	55-70	185
3 POINT FG-ATT.....	94-280	79-235	11/29/08	vs Grace	W	87-62	275
3-point FG pct.....	.336	.336	*12/4/08	at Lewis University	L	61-69	261
3-pt FG made per game.	5.9	4.9	*12/6/08	at Wisconsin-Parkside	L	67-75	191
FREE THROWS-ATT.....	259-344	227-322	11/20/08	ILLINOIS-SPRINGFIELD	W	62-55	300
Free throw pct.....	.753	.705	12/22/08	TRUMAN STATE	W	67-50	300
F-Throws made per game	16.2	14.2	12/29/08	WAYNE STATE	W	80-75	300
REBOUNDS.....	594	564	*1/2/09	SAINT JOSEPH'S	W	78-56	500
Rebounds per game....	37.1	35.2	*1/4/09	INDIANAPOLIS	L	68-93	800
Rebounding margin.....	+1.9	-	*1/8/09	NORTHERN KENTUCKY	L	48-62	700
ASSISTS.....	183	228	*01/10/09	at BELLARMINE	L	58-77	1128
Assists per game.....	11.4	14.3	*1/15/09	KENTUCKY WESLEYAN	W	65-61	1000
TURNOVERS.....	288	331	*GLVC game;				
Turnovers per game....	18.0	20.7	\$St. Edwards Shootout (Austin, TX);				
Turnover margin.....	+2.7	-	!Indianapolis Classic (Indianapolis, IN)				
Assist/turnover ratio.	0.6	0.7					
STEALS.....	167	117					
Steals per game.....	10.4	7.3					
BLOCKS.....	32	49					
Blocks per game.....	2.0	3.1					
ATTENDANCE.....	5100	2743					
Home games-Avg/Game...	9-567	3-527					
Neutral site-Avg/Game.	-	4-291					

SCORE BY PERIODS:	1st	2nd	Total
Southern Indiana.....	535	564	- 1099
Opponents.....	491	605	- 1096

**Southern Indiana Game-by-Game Points-Rebounds-Assists (as of a.m. January 22, 2009)**  
**All games**

Opponent	Date	Score	WL	01 SOAPER,RI	04 LEEBERG,C	13 WILLIAMS,	21 EVANS,NIN	22 NEWHART,A	23 MILLER,TA	24 MENEGHETT	30 YOUNG,ELL	40 PERRY,COU
vs Abilene Christian	11/15/08	53-80	L	9- 2- 0	0- 4- 0	3- 3- 0	1- 1- 0	8- 3- 6	0- 4- 2	10- 4- 3	11- 3- 1	0- 1- 0
vs SE Oklahoma State	11/16/08	83-76	W	5- 1- 1	1- 1- 1	16-10- 2	0- 6- 0	9- 5- 2	0- 1- 0	26- 4- 2	19- 3- 4	0- 1- 0
EDINBORO	11/22/08	88-80	W	15- 4- 0	0- 1- 0	4- 6- 5	11- 3- 0	6- 4- 5	6- 0- 0	4- 1- 3	18- 3- 3	0- 1- 0
MID-CONTINENT	11/24/08	79-55	W	11- 2- 1	0- 0- 2	10- 3- 3	2- 7- 0	17- 2- 1	0- 2- 1	17- 2- 1	15- 7- 5	2- 1- 0
vs Hillsdale	11/28/08	55-70	L	8- 0- 1	0- 1- 1	0- 5- 0	3- 1- 0	12- 7- 1	9- 1- 0	5- 2- 0	11- 3- 2	1- 2- 0
vs Grace	11/29/08	87-62	W	10- 3- 2	0- 2- 4	13- 7- 0	6- 4- 0	12- 4- 1	7- 1- 0	9- 2- 5	12- 2- 2	6- 3- 1
at Lewis University	12/4/08	61-69	L	3- 1- 0	0- 2- 0	5-11- 0	16- 9- 0	13- 1- 2	2- 2- 1	7- 4- 2	9- 2- 1	DNP
at Wisconsin-Parkside	12/6/08	67-75	L	5- 0- 0	0- 0- 2	10- 2- 0	2- 0- 0	8- 3- 3	3- 3- 2	17- 4- 0	20- 2- 2	0- 1- 0
ILLINOIS-SPRINGFIELD	11/20/08	62-55	W	3- 1- 0	6- 1- 0	12- 4- 1	0-12- 1	11- 2- 1	8- 3- 2	11- 8- 3	8- 5- 1	0- 0- 0
TRUMAN STATE	12/22/08	67-50	W	4- 1- 1	2- 2- 1	11- 3- 0	7- 5- 2	5- 1- 3	5- 2- 2	8- 2- 1	12-12- 1	2- 1- 0
WAYNE STATE	12/29/08	80-75	W	26- 2- 2	0- 1- 1	9- 2- 0	9- 6- 0	6- 1- 5	2- 2- 1	13- 4- 3	8- 4- 0	0- 0- 0
SAINT JOSEPH'S	1/2/09	78-56	W	10- 2- 0	2- 0- 0	8- 6- 2	12-10- 1	15- 1- 7	5- 2- 1	7- 2- 4	7- 0- 1	2- 4- 0
INDIANAPOLIS	1/4/09	68-93	L	10- 2- 0	0- 1- 0	9- 3- 2	8- 3- 0	11- 1- 3	0- 2- 1	4- 2- 2	19- 1- 1	0- 2- 0
NORTHERN KENTUCKY	1/8/09	48-62	L	6- 3- 0	DNP	6- 2- 0	4- 5- 0	12- 3- 1	0- 1- 0	10- 2- 2	10- 3- 0	0- 2- 0
at BELLARMINE	01/10/09	58-77	L	DNP	8- 1- 2	7- 8- 2	3- 7- 0	10- 1- 4	0- 2- 0	10- 4- 1	18- 5- 2	0- 1- 1
KENTUCKY WESLEYAN	1/15/09	65-61	W	14- 3- 3	0- 0- 0	5- 7- 0	12- 8- 0	4- 2- 1	DNP	4- 3- 1	18- 6- 4	DNP

44

Opponent	Date	Score	WL	NEUMAN,BR
vs Abilene Christian	11/15/08	53-80	L	11- 9- 1
vs SE Oklahoma State	11/16/08	83-76	W	7-11- 1
EDINBORO	11/22/08	88-80	W	24-13- 1
MID-CONTINENT	11/24/08	79-55	W	5-10- 0
vs Hillsdale	11/28/08	55-70	L	6- 6- 1
vs Grace	11/29/08	87-62	W	12-13- 2
at Lewis University	12/4/08	61-69	L	6- 7- 0
at Wisconsin-Parkside	12/6/08	67-75	L	2- 3- 1
ILLINOIS-SPRINGFIELD	11/20/08	62-55	W	3- 2- 0
TRUMAN STATE	12/22/08	67-50	W	11- 6- 0
WAYNE STATE	12/29/08	80-75	W	7- 9- 2
SAINT JOSEPH'S	1/2/09	78-56	W	10- 8- 2
INDIANAPOLIS	1/4/09	68-93	L	7- 5- 1
NORTHERN KENTUCKY	1/8/09	48-62	L	0- 5- 1
at BELLARMINE	01/10/09	58-77	L	2- 5- 0
KENTUCKY WESLEYAN	1/15/09	65-61	W	8- 8- 0

**Southern Indiana Team High/Low Analysis (as of a.m. January 22, 2009)**  
**All games**

**Southern Indiana - TEAM GAME HIGHS**

POINTS.....	88	EDINBORO (11/22/08)
FIELD GOALS MADE.....	34	EDINBORO (11/22/08)
FIELD GOAL ATTEMPTS.....	74	vs Grace (11/29/08)
FIELD GOAL PERCENTAGE.....	.515 (34-66)	EDINBORO (11/22/08)
3 PT FIELD GOALS MADE.....	10	vs Grace (11/29/08)
3 PT FG ATTEMPTS.....	24	Twice, last vs. SAINT JOSEPH'S (1/2/09)
3 PT FG PERCENTAGE.....	.563 ( 9-16)	at Wisconsin-Parkside (12/6/08)
FREE THROWS MADE.....	29	vs SE Oklahoma State (11/16/08)
FREE THROW ATTEMPTS.....	38	Twice, last vs. WAYNE STATE (12/29/08)
FREE THROW PERCENTAGE.....	.950 (19-20)	KENTUCKY WESLEYAN (1/15/09)
REBOUNDS.....	46	vs Grace (11/29/08)
ASSISTS.....	18	SAINT JOSEPH'S (1/2/09)
STEALS.....	17	MID-CONTINENT (11/24/08)
BLOCKED SHOTS.....	4	Three times, last vs. SAINT JOSEPH'S (1/2/09)
TURNOVERS.....	26	vs SE Oklahoma State (11/16/08)
FOULS.....	31	vs SE Oklahoma State (11/16/08)

**Opponent - GAME HIGHS**

POINTS.....	93	INDIANAPOLIS (1/4/09)
FIELD GOALS MADE.....	30	Four times, last vs. INDIANAPOLIS (1/4/09)
FIELD GOAL ATTEMPTS.....	71	vs SE Oklahoma State (11/16/08)
FIELD GOAL PERCENTAGE.....	.600 (30-50)	INDIANAPOLIS (1/4/09)
3 PT FIELD GOALS MADE.....	10	Twice, last vs. INDIANAPOLIS (1/4/09)
3 PT FG ATTEMPTS.....	26	vs SE Oklahoma State (11/16/08)
3 PT FG PERCENTAGE.....	.625 (10-16)	INDIANAPOLIS (1/4/09)
FREE THROWS MADE.....	23	INDIANAPOLIS (1/4/09)
FREE THROW ATTEMPTS.....	30	Three times, last at BELLARMINE (01/10/09)
FREE THROW PERCENTAGE.....	.889 (16-18)	SAINT JOSEPH'S (1/2/09)
REBOUNDS.....	49	vs Abilene Christian (11/15/08)
ASSISTS.....	22	vs Hillsdale (11/28/08)
STEALS.....	11	EDINBORO (11/22/08)
BLOCKED SHOTS.....	5	Six times, last vs. NORTHERN KENTUCKY (1/8/09)
TURNOVERS.....	27	Twice, last vs. ILLINOIS-SPRINGFIELD (11/20/08)
FOULS.....	28	vs SE Oklahoma State (11/16/08)

**Southern Indiana - GAME LOWS**

POINTS.....	48	NORTHERN KENTUCKY (1/8/09)
FIELD GOALS MADE.....	15	NORTHERN KENTUCKY (1/8/09)
FIELD GOAL ATTEMPTS.....	51	Twice, last vs. NORTHERN KENTUCKY (1/8/09)
FIELD GOAL PERCENTAGE.....	.271 (16-59)	vs Abilene Christian (11/15/08)
3 PT FIELD GOALS MADE.....	2	Twice, last vs. TRUMAN STATE (12/22/08)
3 PT FG ATTEMPTS.....	11	Twice, last vs. NORTHERN KENTUCKY (1/8/09)
3 PT FG PERCENTAGE.....	.118 ( 2-17)	TRUMAN STATE (12/22/08)
FREE THROWS MADE.....	7	Twice, last at BELLARMINE (01/10/09)
FREE THROW ATTEMPTS.....	11	MID-CONTINENT (11/24/08)
FREE THROW PERCENTAGE.....	.467 ( 7-15)	at BELLARMINE (01/10/09)
REBOUNDS.....	20	at Wisconsin-Parkside (12/6/08)
ASSISTS.....	4	NORTHERN KENTUCKY (1/8/09)
STEALS.....	6	vs Abilene Christian (11/15/08)
BLOCKED SHOTS.....	0	TRUMAN STATE (12/22/08)
TURNOVERS.....	11	vs Hillsdale (11/28/08)
FOULS.....	11	NORTHERN KENTUCKY (1/8/09)

**Opponent - GAME LOWS**

POINTS.....	50	TRUMAN STATE (12/22/08)
FIELD GOALS MADE.....	17	MID-CONTINENT (11/24/08)
FIELD GOAL ATTEMPTS.....	38	TRUMAN STATE (12/22/08)
FIELD GOAL PERCENTAGE.....	.347 (17-49)	MID-CONTINENT (11/24/08)
3 PT FIELD GOALS MADE.....	2	SAINT JOSEPH'S (1/2/09)
3 PT FG ATTEMPTS.....	8	Twice, last vs Hillsdale (11/28/08)
3 PT FG PERCENTAGE.....	.115 ( 3-26)	vs SE Oklahoma State (11/16/08)
FREE THROWS MADE.....	7	Three times, last vs. KENTUCKY WESLEYAN (1/15/09)
FREE THROW ATTEMPTS.....	8	Twice, last vs. NORTHERN KENTUCKY (1/8/09)
FREE THROW PERCENTAGE.....	.500 (11-22)	TRUMAN STATE (12/22/08)
REBOUNDS.....	24	NORTHERN KENTUCKY (1/8/09)
ASSISTS.....	7	SAINT JOSEPH'S (1/2/09)
STEALS.....	2	TRUMAN STATE (12/22/08)
BLOCKED SHOTS.....	0	TRUMAN STATE (12/22/08)
TURNOVERS.....	14	vs Abilene Christian (11/15/08)
FOULS.....	13	Twice, last at Wisconsin-Parkside (12/6/08)

**Southern Indiana Player High/Low Analysis (as of a.m. January 22, 2009)  
All games**

**Southern Indiana - INDIVIDUAL GAME HIGHS**

Points.....	26	Soaper, Rinesha vs Wayne State (12/29/08)
	26	Meneghetti, Lauren vs SE Oklahoma State (11/16/08)
Field Goals Made.....	9	Neuman, Brittany vs Edinboro (11/22/08)
Field Goal Att.....	17	Young, Ellen at Wisconsin-Parkside (12/6/08)
FG Pct (min 5 made).....	.833 ( 5-6 )	Evans, Ninette vs Edinboro (11/22/08)
3-Point FG Made.....	4	Meneghetti, Lauren vs SE Oklahoma State (11/16/08)
3-Point FG Att.....	7	Four times, last: Soaper, Rinesha vs Kentucky Wesleyan (1/15/09)
3-Pt FG Pct (min 3 made).....	1.000 ( 3-3 )	Newhart, Amie vs Mid-Continent (11/24/08)
Free Throws Made.....	11	Soaper, Rinesha vs Wayne State (12/29/08)
Free Throw Att.....	12	Soaper, Rinesha vs Wayne State (12/29/08)
FT Pct (min 6 made).....	1.000 ( 6-6 )	Twice, last: Neuman, Brittany vs Edinboro (11/22/08)
Rebounds.....	13	Twice, last: Neuman, Brittany vs Grace (11/29/08)
Assists.....	7	Newhart, Amie vs Saint Joseph's (1/2/09)
Steals.....	5	Four times, last: Soaper, Rinesha vs Kentucky Wesleyan (1/15/09)
Blocked Shots.....	3	Neuman, Brittany vs SE Oklahoma State (11/16/08)
Turnovers.....	9	Newhart, Amie vs SE Oklahoma State (11/16/08)
Fouls.....	5	Eight times, last: Williams, Abby at BELLARMINE (01/10/09)
	5	Evans, Ninette at BELLARMINE (01/10/09)

**OPPONENT INDIVIDUAL GAME HIGHS**

Points.....	29	Katie Cezat vs Hillsdale (11/28/08)
Field Goals Made.....	12	Katie Cezat vs Hillsdale (11/28/08)
Field Goal Att.....	19	Twice, last: Katie Cezat vs Hillsdale (11/28/08)
FG Pct (min 6 made).....	1.000 ( 6-6 )	Twice, last: Brackman, Karen vs Northern Kentucky (1/8/09)
3-Point FG Made.....	7	Bowers, Brooke vs Wayne State (12/29/08)
3-Point FG Att.....	10	Bowers, Brooke vs Wayne State (12/29/08)
3-Pt FG Pct (min 3 made).....	1.000 ( 3-3 )	Dewey, Katie vs Indianapolis (1/4/09)
Free Throws Made.....	9	BROWN, Destiny vs SE Oklahoma State (11/16/08)
Free Throw Att.....	10	BROWN, Destiny vs SE Oklahoma State (11/16/08)
FT Pct (min 6 made).....	1.000 ( 6-6 )	Lengel, Hannah vs Grace (11/29/08)
Rebounds.....	19	Katie Cezat vs Hillsdale (11/28/08)
Assists.....	9	Brooke Knight vs Hillsdale (11/28/08)
Steals.....	5	Butler, Tyqea vs Mid-Continent (11/24/08)
Blocked Shots.....	4	Katie Cezat vs Hillsdale (11/28/08)
Turnovers.....	7	Three times, last: Rooney, Jadee at Wisconsin-Parkside (12/6/08)
Fouls.....	5	Five times, last: Harnist, Amanda vs Kentucky Wesleyan (1/15/09)

## University of Missouri-St. Louis and Statistics (as of a.m. January 22, 2009)

No.	Name	Pos.	Ht.	Cl.	Hometown (High School)
1	Mandi Rogers	G	5-6	Fr.	Omaha, Ark. (Omaha)
2	Kiki Robinson	G/F	5-9	Fr.	Cool Valley, Mo. (McCluer South-Berkeley)
3	Lindsey Ransome	G	5-6	Jr.	Perry County, Ind. (Perry Central)
12	Kelcy Hulbert (HULL-BERT)	F	6-1	So.	Nokomis, Ill. (Nokomis)
15	Kelly Carter	G	5-7	So.	Bloomington, Ill. (Bloomington)
20	Lacey Shalenko	G	5-7	Jr.	Collinsville, Ill. (Collinsville)
21	Kelly Mitchell	G	5-11	So.	Louisville, Ky. (Assumption)
22	Kristi White	G	5-9	Jr.	Louisville, Ky. (Louisville Male)
23	Montrice Coggins (COGG-INS)	G	5-5	Jr.	Belleville, Ill. (Althoff Catholic/SWIC)
24	Caitlyn Moody	G	6-2	Fr.	Springfield, Ill. (Glenwood)
25	Barissa Ford	G	5-6	So.	St. Louis, Mo. (Clayton)
32	Hailee Deckard	G/F	5-10	Fr.	Naylor, Mo. (Naylor)
33	Chelsea Prosser (PROSS-ER)	F	6-1	Fr.	Goodfield, Ill. (Eureka)
40	Mary Helen Slaughter	F	5-11	Sr.	Homer, La. (Athens/East Texas Baptist)
42	Jessica Fransen	F	6-2	Fr.	Blue Eye, Mo. (Blue Eye)
44	Alisa Ndorongo (DURANGO)	C	6-0	Jr.	Bloomington, Ill. (Normal)
<b>Head Coach:</b> Lisa Curliss-Taylor (2 <sup>nd</sup> Year); <b>Assistant Coaches:</b> Lora Westling (2 <sup>nd</sup> Year), Leslie Ricker (1 <sup>st</sup> Year)					

RECORD:	OVERALL	HOME	AWAY	NEUTRAL
<b>ALL GAMES</b>	<b>(4-13)</b>	<b>(4-4)</b>	<b>(0-6)</b>	<b>(0-3)</b>
<b>CONFERENCE</b>	<b>(1-7)</b>	<b>(1-3)</b>	<b>(0-4)</b>	<b>(0-0)</b>
<b>NON-CONFERENCE</b>	<b>(3-6)</b>	<b>(3-1)</b>	<b>(0-2)</b>	<b>(0-3)</b>

Date	Time	Opponent	Score	Attend	High Points	High Rebounds
11-15-08	7:00 p.m.	MISSOURI BAPTIST	W 81-53	302	(22)Mitchell, Kelly	(8)Slaughter, MaryHelen
11-19-08	7:00 p.m.	at Washburn	L 50-73	1735	(13)Slaughter, MaryHelen	(4)White, Kristi; (4)Slaughter, MaryHelen
11-25-08	7:00 p.m.	NORTHWEST MISSOURI S	L 69-89	180	(13)White, Kristi (13)Ransome, Lindsey	(4)Deckard, Hailee (4)Prosser, Chelsea
11-28-08	7:30 PM	at Arkansas-Monticello	LOT 70-78	192	(19)Mitchell, Kelly	(12)Prosser, Chelsea
11-29-08	12:00pm	vs Ouachita Baptist	L 65-94	187	(12)Mitchell, Kelly	(7)Mitchell, Kelly (7)Hulbert, Kelcy
12-04-08	5:15 pm	* at Quincy University	L 57-96	457	(11)Mitchell, Kelly	(8)Robinson, Kiki
12-06-08	1:00 p.m.	* LEWIS	L 64-87	133	(14)Deckard, Hailee	(7)Prosser, Chelsea
12-13-08	2:00 p.m.	BAPTIST BIBLE	W 87-43	128	(19)Hulbert, Kelcy	(10)Robinson, Kiki
12-17-08	12:15 p.m.	vs BYU-Hawaii	L 52-61	234	(18)White, Kristi	(11)Hulbert, Kelcy
12-19-08	10 a.m.	vs Hawaii Pacific	L 64-87		(15)Hulbert, Kelcy	(8)Hulbert, Kelcy
12-30-08	5:30 p.m.	OAKLAND CITY	W 74-68	188	(21)White, Kristi	(8)Hulbert, Kelcy
01-02-09	7:30 p.m.	* WISCONSIN-PARKSIDE	L 62-80	177	(14)Mitchell, Kelly	(6)White, Kristi (6)Mitchell, Kelly
01-04-09	1:00 p.m.	* SAINT JOSEPH'S	W 86-61	190	(16)Mitchell, Kelly	(9)Robinson, Kiki
01-08-09	5:30 pm	* at Indianapolis	L 72-83	211	(21)Moody, Caitlyn	(7)Moody, Caitlyn (7)Deckard, Hailee
01-10-09	1 p.m.	* at Northern Kentucky	L 31-75	724	(7)Mitchell, Kelly (7)Deckard, Hailee	(6)Hulbert, Kelcy
01-15-09	7:30 p.m.	* BELLARMINE	L 64-75		(16)Mitchell, Kelly	(13)Mitchell, Kelly
01-18-09	1:00 p.m.	* at Kentucky Wesleyan	L 50-61	225	(17)Deckard, Hailee	(7)Mitchell, Kelly

\* - Conference game

## Season Box Score

##	Player	GP-GS	Min--Avg	---TOTAL---		---3-PTS---		FT-FTA	Pct	---REBOUNDS---				PF	FO	A	TO	Blk	Stl	Pts	Avg
				FG-FGA	Pct	3FG-FGA	Pct			Off	Def	Tot	Avg								
21	Mitchell, Kelly....	17-17	379 22.3	59-129	.457	27-68	.397	29-38	.763	43	49	92	5.4	21	0	11	32	1	16	174	10.2
	Conference-Only..	8-8	206 25.8	33-70	.471	15-35	.429	14-19	.737	20	32	52	6.5	10	0	6	16	1	10	95	11.9
22	White, Kristi.....	17-17	525 30.9	61-149	.409	23-60	.383	23-31	.742	14	37	51	3.0	40	0	66	53	2	23	168	9.9
	Conference-Only..	8-8	246 30.8	24-56	.429	9-22	.409	3-7	.429	6	16	22	2.8	16	0	30	23	1	9	60	7.5
24	Moody, Caitlyn.....	17-14	386 22.7	54-151	.358	13-53	.245	30-34	.882	16	43	59	3.5	42	1	24	43	6	18	151	8.9
	Conference-Only..	8-8	168 21.0	23-72	.319	5-21	.238	13-14	.929	7	19	26	3.3	20	1	12	21	1	10	64	8.0
32	Deckard, Hailee....	17-17	447 26.3	42-140	.300	4-19	.211	42-59	.712	21	42	63	3.7	43	0	42	45	2	22	130	7.6
	Conference-Only..	8-8	211 26.4	24-75	.320	3-8	.375	23-34	.676	9	21	30	3.8	22	0	12	19	1	9	74	9.3
12	Hulbert, Kelcy....	17-14	339 19.9	45-101	.446	0-2	.000	25-52	.481	39	35	74	4.4	31	0	11	22	0	16	115	6.8
	Conference-Only..	8-6	143 17.9	12-36	.333	0-2	.000	11-21	.524	11	11	22	2.8	14	0	5	12	0	8	35	4.4
40	Slaughter, MaryHele	5-3	82 16.4	13-28	.464	1-3	.333	5-10	.500	1	17	18	3.6	5	0	3	10	1	3	32	6.4
	Conference-Only..	2-0	17 8.5	3-6	.500	0-0	.000	3-4	.750	0	5	5	2.5	1	0	0	2	0	0	9	4.5
03	Ransome, Lindsey...	17-2	280 16.5	33-94	.351	18-56	.321	21-29	.724	9	37	46	2.7	24	0	12	32	0	11	105	6.2
	Conference-Only..	8-2	130 16.3	17-53	.321	7-28	.250	6-8	.750	3	12	15	1.9	13	0	4	15	0	2	47	5.9
02	Robinson, Kiki.....	16-0	191 11.9	30-73	.411	0-1	.000	10-19	.526	21	23	44	2.8	26	0	7	21	2	8	70	4.4
	Conference-Only..	7-0	86 12.3	10-28	.357	0-0	.000	4-9	.444	9	11	20	2.9	15	0	6	7	1	4	24	3.4
44	Ndorongo, Alisa....	17-0	190 11.2	19-38	.500	0-0	.000	22-35	.629	9	22	31	1.8	32	0	2	15	0	9	60	3.5
	Conference-Only..	8-0	106 13.3	11-18	.611	0-0	.000	7-12	.583	5	9	14	1.8	17	0	0	6	0	6	29	3.6
33	Prosser, Chelsea...	12-1	135 11.3	12-26	.462	0-0	.000	4-15	.267	11	30	41	3.4	22	1	7	12	5	2	28	2.3
	Conference-Only..	4-0	56 14.0	5-11	.455	0-0	.000	1-4	.250	6	12	18	4.5	9	0	1	2	3	1	11	2.8
15	Carter, Kelly.....	16-0	160 10.0	12-42	.286	5-19	.263	8-10	.800	2	12	14	0.9	21	0	10	16	1	2	37	2.3
	Conference-Only..	8-0	80 10.0	8-23	.348	3-6	.500	5-6	.833	1	7	8	1.0	15	0	6	10	0	1	24	3.0
25	Ford, Barissa.....	13-0	76 5.8	5-12	.417	0-1	.000	6-10	.600	3	9	12	0.9	12	0	6	6	1	7	16	1.2
	Conference-Only..	6-0	28 4.7	1-3	.333	0-1	.000	3-4	.750	1	4	5	0.8	2	0	2	1	0	3	5	0.8
23	Coggins, Montrice...	11-0	122 11.1	5-17	.294	0-2	.000	2-4	.500	4	8	12	1.1	17	0	14	14	0	6	12	1.1
	Conference-Only..	6-0	80 13.3	4-13	.308	0-1	.000	1-2	.500	2	5	7	1.2	9	0	8	12	0	3	9	1.5
20	Shalenko, Lacey....	16-0	113 7.1	0-8	.000	0-0	.000	0-2	.000	6	5	11	0.7	11	0	12	11	0	4	0	0.0
	Conference-Only..	8-0	43 5.4	0-0	.000	0-0	.000	0-0	.000	0	1	1	0.1	5	0	2	6	0	2	0	0.0
	Team.....									29	25	54	3.2	0		10					
	Conference-Only..									10	10	20	2.5	0		2					

<b>Total.....</b>	<b>17</b>	<b>3425</b>	<b>390-1008</b>	<b>.387</b>	<b>91-284</b>	<b>.320</b>	<b>227-348</b>	<b>.652</b>	<b>228</b>	<b>394</b>	<b>622</b>	<b>36.6</b>	<b>347</b>	<b>2</b>	<b>227</b>	<b>342</b>	<b>21</b>	<b>147</b>	<b>1098</b>	<b>64.6</b>
Conference-Only..	8	1600	175-464	.377	42-124	.339	94-144	.653	90	175	265	33.1	168	1	94	154	8	68	486	60.8

<b>Opponents.....</b>	<b>17</b>	<b>3415</b>	<b>444-962</b>	<b>.462</b>	<b>90-280</b>	<b>.321</b>	<b>286-398</b>	<b>.719</b>	<b>191</b>	<b>456</b>	<b>647</b>	<b>38.1</b>	<b>324</b>	<b>-</b>	<b>260</b>	<b>332</b>	<b>56</b>	<b>178</b>	<b>1264</b>	<b>74.4</b>
Conference-Only..	8	1600	213-446	.478	49-143	.343	143-195	.733	91	228	319	39.9	145	3	132	148	32	79	618	77.2

BY PERIOD	1st	2nd	OT	Total
Team.....	523	571	4	1098
Opponents...	588	664	12	1264

DEADBALL REBOUNDS:	OFF	DEF	TOTAL
Missouri-St. Louis.....	50	4	54
Opponents.....	39	10	49

TEAM STATISTICS	UMSL	OPP	DATE	OPPONENT	W/L	SCORE	ATTEND
SCORING.....	1098	1264	11-15-08	MISSOURI BAPTIST	W	81-53	302
Points per game.....	64.6	74.4	11/19/08	at Washburn	L	50-73	1735
Scoring margin.....	-9.8	-	11-25-08	NW MISSOURI STATE	L	69-89	180
FIELD GOALS-ATT.....	390-1008	444-962	11/28/08	at Arkansas-Monticello	LOT	70-78	192
Field goal pct.....	.387	.462	11/29/08	vs Ouachita Baptist	L	65-94	187
3 POINT FG-ATT.....	91-284	90-280	*12/04/08	at Quincy	L	57-96	457
3-point FG pct.....	.320	.321	*12-06-08	LEWIS	L	64-87	133
3-pt FG made per game.....	5.4	5.3	12-13-08	BAPTIST BIBLE	W	87-43	128
FREE THROWS-ATT.....	227-348	286-398	12/17/08	vs BYU-Hawaii	L	52-61	234
Free throw pct.....	.652	.719	12/19/08	at Hawaii Pacific	L	64-87	50
REBOUNDS.....	622	647	12-30-08	OAKLAND CITY	W	74-68	188
Rebounds per game.....	36.6	38.1	*01-02-09	UW-PARKSIDE	L	62-80	177
Rebounding margin.....	-1.5	-	*01-04-09	SAINT JOSEPH'S	W	86-61	190
ASSISTS.....	227	260	*01/08/09	at Indianapolis	L	72-83	211
Assists per game.....	13.4	15.3	*1/10/09	at Northern Kentucky	L	31-75	724
TURNOVERS.....	342	332	*01-15-09	BELLARMINE	L	64-75	-
Turnovers per game.....	20.1	19.5	*01/18/09	at Kentucky Wesleyan	L	50-61	225
Turnover margin.....	-0.6	-					
Assist/turnover ratio.....	0.7	0.8					
STEALS.....	147	178					
Steals per game.....	8.6	10.5					
BLOCKS.....	21	56					
Blocks per game.....	1.2	3.3					
WINNING STREAK.....	0	-					
Home win streak.....	0	-					
ATTENDANCE.....	1298	4015					
Home games-Avg/Game.....	8-162	7-513					
Neutral site-Avg/Game.....	-	2-210					

BY PERIOD	1st	2nd	OT	Total
Team.....	523	571	4	1098
Opponents...	588	664	12	1264

\* indicates conference game

# University of Missouri-St. Louis at Kentucky Wesleyan College (January 18, 2009)

## Official Basketball Box Score

Missouri-St. Louis vs Kentucky Wesleyan  
 01/18/09 1:00 at Owensboro, KY (Sportscenter)

VISITORS: Missouri-St. Louis 4-13, 1-7

##	Player Name	TOT-FG 3-PT			REBOUNDS			PF	TP	A	TO	BLK	S	MIN	
		FG-FGA	FG-FGA	FT-FTA	OF	DE	TOT								
32	Deckard, Hailee.....	f	7-17	2-4	1-2	0	4	4	3	17	2	2	1	1	31
24	Moody, Caitlyn.....	c	2-8	0-0	0-0	1	1	2	1	4	0	1	0	2	21
03	Ransome, Lindsey....	g	3-7	2-6	0-0	0	2	2	1	8	0	0	0	0	18
21	Mitchell, Kelly.....	g	1-7	0-3	2-2	3	4	7	0	4	1	0	0	2	29
22	White, Kristi.....	g	4-9	2-6	0-1	0	1	1	3	10	3	2	0	1	34
12	Hulbert, Kelcy.....		1-5	0-0	1-2	2	0	2	0	3	0	0	0	1	12
15	Carter, Kelly.....		0-1	0-0	0-0	0	1	1	1	0	1	0	0	0	7
20	Shalenko, Lacey.....		0-0	0-0	0-0	0	0	0	1	0	0	1	0	0	4
23	Coggins, Montrice...		0-1	0-0	0-0	0	1	1	2	0	0	1	0	1	13
25	Ford, Barissa.....		0-1	0-1	0-0	0	1	1	2	0	2	0	0	1	16
44	Ndorongo, Alisa.....		2-4	0-0	0-2	2	0	2	1	4	0	0	0	0	15
	Team.....					2	2	4				1			
	Totals.....		20-60	6-20	4-9	10	17	27	15	50	9	8	1	9	200

TOTAL FG% 1st Half: 9-28 32.1% 2nd Half: 11-32 34.4% Game: 33.3% DEADB  
 3-Pt. FG% 1st Half: 3-8 37.5% 2nd Half: 3-12 25.0% Game: 30.0% REBS  
 F Throw % 1st Half: 0-2 0.0% 2nd Half: 4-7 57.1% Game: 44.4% 2

HOME TEAM: Kentucky Wesleyan 8-8, 3-4

##	Player Name	TOT-FG 3-PT			REBOUNDS			PF	TP	A	TO	BLK	S	MIN	
		FG-FGA	FG-FGA	FT-FTA	OF	DE	TOT								
25	Garrett, Candace.....	f	7-16	4-9	0-0	0	3	3	0	18	0	1	1	0	31
34	Harnist, Amanda.....	f	3-5	1-1	0-0	3	3	6	2	7	1	3	1	1	27
44	Waddell, Whitney.....	c	2-7	1-5	0-0	0	8	8	1	5	3	7	0	0	37
15	Coronelli, Jennifer..	g	1-1	0-0	2-2	0	0	0	0	4	4	2	0	1	25
22	Roe, Danielle.....	g	5-8	0-0	1-2	1	4	5	4	11	5	4	2	0	34
02	Keith, Erin.....		2-3	0-0	1-1	0	1	1	1	5	1	2	0	0	13
04	Rowe, Kristen.....		3-5	2-4	0-1	0	7	7	1	8	1	0	1	0	25
14	Behrens, Katie.....		1-1	0-0	1-1	1	0	1	4	3	0	1	0	1	8
	TEAM.....					2	5	7				1			
	Totals.....		24-46	8-19	5-7	7	31	38	13	61	15	21	5	3	200

TOTAL FG% 1st Half: 11-23 47.8% 2nd Half: 13-23 56.5% Game: 52.2% DEADB  
 3-Pt. FG% 1st Half: 5-11 45.5% 2nd Half: 3-8 37.5% Game: 42.1% REBS  
 F Throw % 1st Half: 3-5 60.0% 2nd Half: 2-2 100% Game: 71.4% 0,2

Officials: Mark Gines, Dan Morgan, Alycia Dukes  
 Technical fouls: Missouri-St. Louis-None. Kentucky Wesleyan-None.  
 Attendance: 225  
 Score by Periods                      1st    2nd    Total  
 Missouri-St. Louis.....              21    29    -    50  
 Kentucky Wesleyan.....              30    31    -    61

Points in the paint-UMSL 18,KWC 28. Points off turnovers-UMSL 6,KWC 13.  
 2nd chance points-UMSL 3,KWC 10. Fast break points-UMSL 0,KWC 8.  
 Bench points-UMSL 7,KWC 16. Score tied-5 times. Lead changed-5 times.  
 Last FG-UMSL 2nd-00:29, KWC 2nd-00:37.  
 Largest lead-UMSL by 3 1st-18:29, KWC by 14 2nd-00:36.

## Rockhurst University Roster and Statistics (as of a.m. January 22, 2009)

No.	Name	Ht.	Pos.	Class	Hometown (High School/Previous School)
00	Kate Carr	6-0	F	Jr.	Fairfield, IA (Fairfield)
10	Alyssa Miller	5-3	G	So.	Omaha, NE (Millard North)
11	Julie Cook	5-9	F	Sr.	Wichita, KS (Kapaun Mt. Carmel)
14	Meghan Hurley	6-1	F/C	Jr.	Denver, CO (Mullen)
20	Kaeanna Wood (Kay-anna)	5-8	G	Jr.	Atlantic, IA (Atlantic/North Iowa Area CC)
21	Valerie Zamora (Zuh-more-uh)	5-7	G	Fr.	Highlands Ranch, CO (Mountain Vista)
22	Ali Fromm (Frahm)	5-6	G	Jr.	Memphis, MO (Scotland)
23	Christina Komonce (Ko-mahnce)	5-9	G	So.	Troy, MO (Troy Buchanan)
24	Erin Morrisey	5-10	G	Sr.	Leavenworth, KS (Leavenworth/Allen County CC)
25	Gloria Crawford	5-8	G	Sr.	Colorado Springs, CO (Doherty)
32	Chrissy Sarcone (Sar-cone)	5-11	G/F	Fr.	Des Moines, IA (Dowling Catholic)
33	Ana Novicic (Ah-nah Novah-cheech)	6-1	C	Sr.	Kraljevo, Serbia (Gimnazija/Williams Baptist)
34	Tori Hartin	5-11	F	Jr.	St. Louis, MO (Lafayette)
41	Amy Hake (Hake, like Cake)	5-8	G/F	Sr.	St. Louis, MO (Lindbergh)
45	Natalie Barbey	5-8	G	Fr.	Washington, MO (St. Francis Borgia)

**Head Coach:** Rebecca Morrisey (8<sup>th</sup> Year); **Assistant Coaches:** Aaron Bruening, Megan Nyquist

RECORD:	OVERALL	HOME	AWAY	NEUTRAL
ALL GAMES.....	(8-10)	(3-5)	(3-3)	(2-2)
CONFERENCE.....	(2-6)	(1-3)	(1-3)	(0-0)
NON-CONFERENCE.....	(6-4)	(2-2)	(2-0)	(2-2)

DATE	OPPONENT	W/L	SCORE	ATTEND
11/15/08	at Upper Iowa	W OT	87-79	300
11/19/08	LINCOLN	W	65-47	222
11/22/08	TRUMAN STATE	LOT	74-76	255
11/28/08	vs Minnesota State	L	74-95	75
11/29/08	vs Concordia-St. Paul	L	76-82	75
*12/04/08	at Missouri S&T	L	71-89	500
*12/06/08	at Quincy	L	75-108	314
12/09/08	WILLIAM JEWELL	L	67-80	276
12/13/08	ILLINOIS-SPRINGFIELD	W	83-69	143
12/17/08	vs Chaminade	W	88-33	75
12/18/08	vs Hawaii Pacific	W	73-70	100
12/30/08	at Newman	W	70-52	301
*01/02/09	LEWIS	W	90-77	250
*01/04/09	WISCONSIN-PARKSIDE	L	56-70	235
*01/08/09	at Saint Joseph's	W	82-61	342
*01/10/09	at Indianapolis	L	77-86	475
*01/15/09	NORTHERN KENTUCKY	L	47-71	210
*01/17/09	BELLARMINO	L	58-76	250

\* = Conference game

# Season Box Score

##	Player	GP-GS	Min--Avg	---TOTAL---		---3-PTS---		FT-FTA	Pct	---REBOUNDS---				PF	FO	A	TO	Blk	Stl	Pts	Avg
				FG-FGA	Pct	3FG-FGA	Pct			Off	Def	Tot	Avg								
41	Hake, Amy.....	18-18	565 31.4	81-185	.438	53-109	.486	53-61	.869	24	54	78	4.3	41	0	64	36	6	23	268	14.9
	Conference-Only..	8-8	255 31.9	25-78	.321	16-40	.400	24-25	.960	13	22	35	4.4	21	0	30	14	2	13	90	11.3
11	Cook, Julie.....	18-18	543 30.2	103-217	.475	6-25	.240	22-33	.667	18	103	121	6.7	42	0	96	47	11	30	234	13.0
	Conference-Only..	8-8	241 30.1	41-100	.410	3-13	.231	10-17	.588	7	38	45	5.6	20	0	40	22	3	12	95	11.9
22	Fromm, Ali.....	18-18	552 30.7	55-148	.372	43-103	.417	45-53	.849	15	30	45	2.5	19	0	37	45	2	16	198	11.0
	Conference-Only..	8-8	241 30.1	22-59	.373	15-36	.417	22-25	.880	7	10	17	2.1	8	0	11	22	0	4	81	10.1
34	Hartin, Tori.....	18-4	276 15.3	47-117	.402	1-5	.200	36-53	.679	32	35	67	3.7	39	1	6	23	3	11	131	7.3
	Conference-Only..	8-0	107 13.4	28-59	.475	1-2	.500	10-18	.556	14	14	28	3.5	15	0	2	8	0	6	67	8.4
14	Hurley, Meghan....	18-6	311 17.3	55-117	.470	0-1	.000	19-24	.792	14	53	67	3.7	33	0	19	21	32	13	129	7.2
	Conference-Only..	8-6	152 19.0	34-63	.540	0-0	.000	7-9	.778	7	26	33	4.1	19	0	7	4	11	6	75	9.4
21	Zamora, Valerie....	18-0	309 17.2	25-73	.342	16-47	.340	12-18	.667	7	22	29	1.6	31	1	20	30	0	14	78	4.3
	Conference-Only..	8-0	136 17.0	9-25	.360	6-14	.429	4-7	.571	4	10	14	1.8	13	0	8	17	0	6	28	3.5
00	Carr, Kate.....	17-0	167 9.8	23-55	.418	3-9	.333	14-16	.875	14	19	33	1.9	23	0	13	18	7	4	63	3.7
	Conference-Only..	8-0	83 10.4	11-29	.379	1-5	.200	7-9	.778	8	10	18	2.3	8	0	4	5	3	1	30	3.8
24	Morrisey, Erin....	18-18	404 22.4	26-61	.426	0-0	.000	12-31	.387	9	36	45	2.5	43	0	26	41	3	16	64	3.6
	Conference-Only..	8-8	180 22.5	11-24	.458	0-0	.000	9-15	.600	3	10	13	1.6	17	0	13	22	1	7	31	3.9
33	Novicic, Ana.....	18-8	210 11.7	27-54	.500	0-0	.000	10-16	.625	21	45	66	3.7	29	0	17	23	5	16	64	3.6
	Conference-Only..	8-2	85 10.6	8-22	.364	0-0	.000	5-8	.625	8	14	22	2.8	7	0	6	8	3	3	21	2.6
23	Komonce, Christina.	13-0	88 6.8	12-20	.600	9-16	.563	3-6	.500	1	11	12	0.9	7	0	6	9	2	1	36	2.8
	Conference-Only..	6-0	53 8.8	6-9	.667	3-5	.600	1-2	.500	1	6	7	1.2	2	0	3	3	1	1	16	2.7
32	Sarcone, Chrissy...	12-0	55 4.6	6-15	.400	0-1	.000	7-10	.700	2	7	9	0.8	9	0	2	5	0	5	19	1.6
	Conference-Only..	6-0	17 2.8	1-3	.333	0-1	.000	4-6	.667	0	2	2	0.3	3	0	0	3	0	2	6	1.0
25	Crawford, Gloria...	15-0	96 6.4	5-25	.200	1-8	.125	9-10	.900	4	1	5	0.3	7	0	4	9	1	8	20	1.3
	Conference-Only..	6-0	26 4.3	2-4	.500	1-2	.500	9-10	.900	1	1	2	0.3	4	0	0	4	0	3	14	2.3
45	Webster, Rachel....	3-0	8 2.7	1-3	.333	0-0	.000	2-2	1.000	1	1	2	0.7	1	0	0	1	0	0	4	1.3
	Conference-Only..	0-0	0+ 0.0	0-0	.000	0-0	.000	0-0	.000	0	0	0	0.0	0	0	0	0	0	0	0	0.0
20	Wood, Kaeanna.....	10-0	37 3.7	1-10	.100	0-5	.000	1-3	.333	0	0	0	0.0	6	0	2	4	0	1	3	0.3
	Conference-Only..	6-0	17 2.8	0-5	.000	0-3	.000	1-2	.500	0	0	0	0.0	2	0	0	2	0	0	1	0.2
10	Miller, Alyssa....	8-0	29 3.6	0-3	.000	0-1	.000	2-4	.500	2	1	3	0.4	7	0	2	11	0	0	2	0.3
	Conference-Only..	4-0	8 2.0	0-0	.000	0-0	.000	1-2	.500	0	0	0	0.0	3	0	1	3	0	0	1	0.3
45	Barbey, Natalie....	1-0	1 1.0	0-0	.000	0-0	.000	0-0	.000	0	0	0	0.0	1	0	0	0	0	0	0	0.0
	Conference-Only..	0-0	0+ 0.0	0-0	.000	0-0	.000	0-0	.000	0	0	0	0.0	0	0	0	0	0	0	0	0.0
	TEAM.....									25	38	63	3.5	0		8					
	Conference-Only..									17	14	31	3.9	0		2					
<b>Total.....</b>	<b>18</b>	<b>3651</b>	<b>467-1103</b>	<b>.423</b>	<b>132-330</b>	<b>.400</b>	<b>247-340</b>	<b>.726</b>	<b>189</b>	<b>456</b>	<b>645</b>	<b>35.8</b>	<b>338</b>	<b>2</b>	<b>314</b>	<b>331</b>	<b>72</b>	<b>158</b>	<b>1313</b>	<b>72.9</b>	
Conference-Only..	8	1601	198-480	.413	46-121	.380	114-155	.735	90	177	267	33.4	142	0	125	139	24	64	556	69.5	
<b>Opponents.....</b>	<b>18</b>	<b>3653</b>	<b>468-1130</b>	<b>.414</b>	<b>95-281</b>	<b>.338</b>	<b>290-408</b>	<b>.711</b>	<b>262</b>	<b>491</b>	<b>753</b>	<b>41.8</b>	<b>302</b>	<b>-</b>	<b>281</b>	<b>329</b>	<b>42</b>	<b>159</b>	<b>1321</b>	<b>73.4</b>	
Conference-Only..	8	1603	228-509	.448	57-155	.368	125-174	.718	123	214	337	42.1	134	0	143	132	20	74	638	79.8	

SCORE BY PERIODS:	1st	2nd	OT	Total
Rockhurst.....	652	643	18	- 1313
Opponents.....	632	677	12	- 1321

DEADBALL REBOUNDS:	OFF	DEF	TOTAL
Rockhurst.....	43	9	52
Opponents.....	51	6	57

TEAM STATISTICS	RU	OPP	DATE	OPPONENT	W/L	SCORE	ATTEND
SCORING.....	1313	1321	11/15/08	at Upper Iowa	W	OT 87-79	300
Points per game.....	72.9	73.4	11/19/08	LINCOLN	W	65-47	222
Scoring margin.....	-0.4	-	11/22/08	TRUMAN STATE	LOT	74-76	255
FIELD GOALS-ATT.....	467-1103	468-1130	11/28/08	vs Minnesota State	L	74-95	75
Field goal pct.....	.423	.414	11/29/08	vs Concordia-St. Paul	L	76-82	75
3 POINT FG-ATT.....	132-330	95-281	*12/4/08	at Missouri S&T	L	71-89	500
3-point FG pct.....	.400	.338	*12/06/08	at Quincy	L	75-108	314
3-pt FG made per game.	7.3	5.3	12/09/08	WILLIAM JEWELL	L	67-80	276
FREE THROWS-ATT.....	247-340	290-407	12/13/08	ILLINOIS-SPRINGFIELD	W	83-69	143
Free throw pct.....	.726	.713	12/17/08	vs Chaminade	W	88-33	75
F-Throws made per game	13.7	16.1	12/18/08	vs Hawaii Pacific	W	73-70	100
REBOUNDS.....	647	753	12/30/08	at Newman	W	70-52	301
Rebounds per game....	35.9	41.8	*01/02/09	LEWIS	W	90-77	250
Rebounding margin....	-5.9	-	*01/04/09	UW-PARKSIDE	L	56-70	235
ASSISTS.....	314	281	*1/8/09	at Saint Joseph's	W	82-61	342
Assists per game.....	17.4	15.6	*01/10/09	at Indianapolis	L	77-86	475
TURNOVERS.....	331	329	*01/15/09	NORTHERN KENTUCKY	L	47-71	210
Turnovers per game....	18.4	18.3	*01/17/09	BELLARMINE	L	58-76	250
Turnover margin.....	-0.1	-	* indicates conference game				
Assist/turnover ratio.	0.9	0.9					
STEALS.....	158	159					
Steals per game.....	8.8	8.8					
BLOCKS.....	72	42					
Blocks per game.....	4.0	2.3					
ATTENDANCE.....	1841	2557					
Home games-Avg/Game..	8-230	6-372					
Neutral site-Avg/Game.	-	4-81					

SCORE BY PERIODS:	1st	2nd	OT	Total
Rockhurst.....	652	643	18	- 1313
Opponents.....	632	677	12	- 1321

# Rockhurst University vs. Bellarmine University (January 17, 2009)

## Official Basketball Box Score

### Bellarmino vs Rockhurst

01/17/09 1:00 pm at Kansas City, Mo. (Mason-Halpin)

VISITORS: Bellarmine 12-4, 4-3 GLVC

##	Player Name	FG-FGA	3-PT	FT-FTA	REBOUNDS			PF	TP	A	TO	BLK	S	MIN	
					OF	DE	TOT								
15	Kopple, Taylor.....	f	8-12	0-0	4-6	4	12	16	1	20	2	4	1	0	34
32	Beaven, Dana.....	f	2-8	0-2	4-4	1	5	6	3	8	0	1	2	0	19
11	Bennett, Trisha.....	g	3-6	3-6	1-2	0	2	2	3	10	3	2	0	0	26
12	Hughes, Allison.....	g	5-11	5-8	0-0	0	3	3	1	15	2	0	0	0	28
40	Nicols, Shawna.....	g	1-7	0-1	0-0	1	2	3	1	2	3	5	0	2	21
14	Mattingly, Destiny..		0-1	0-0	0-0	0	0	0	2	0	2	3	0	0	7
22	Donnelly, Lara.....		1-2	0-1	0-0	1	0	1	2	2	0	1	0	1	10
23	Matheis, Allison....		2-5	2-5	0-0	1	2	3	2	6	0	2	0	0	14
24	Brady, Kylie.....		2-4	1-2	6-6	0	3	3	0	11	4	2	0	1	20
25	Uebelhor, Randi.....		0-0	0-0	0-0	1	1	2	3	0	0	1	0	0	9
30	Sheeran, Samantha...		0-1	0-1	0-0	0	0	0	0	0	0	0	0	0	1
31	Lomax, Amy.....		0-1	0-1	0-0	0	0	0	0	0	0	0	0	0	1
33	Hamilton, Jasmine...		0-0	0-0	0-0	0	1	1	0	0	0	0	0	0	1
34	Tracy, Margo.....		1-1	0-0	0-0	0	3	3	2	2	0	0	0	0	8
42	Fountain, Taylor....		0-0	0-0	0-0	0	0	0	0	0	0	0	0	1	1
	TEAM.....					1	2	3							
	Totals.....		25-59	11-27	15-18	10	36	46	20	76	16	21	3	5	200

TOTAL FG% 1st Half: 15-31 48.4%      2nd Half: 10-28 35.7%      Game: 42.4%      DEADB  
 3-Pt. FG% 1st Half: 6-11 54.5%      2nd Half: 5-16 31.3%      Game: 40.7%      REBS  
 F Throw % 1st Half: 5-6 83.3%      2nd Half: 10-12 83.3%      Game: 83.3%      2

HOME TEAM: Rockhurst 8-10, 2-6 GLVC

##	Player Name	FG-FGA	3-PT	FT-FTA	REBOUNDS			PF	TP	A	TO	BLK	S	MIN	
					OF	DE	TOT								
11	Cook, Julie.....	f	1-8	0-1	2-2	0	5	5	2	4	6	3	0	0	29
14	Hurley, Meghan.....	c	2-10	0-0	0-0	2	1	3	3	4	0	1	2	0	21
22	Fromm, Ali.....	g	1-8	1-6	1-2	2	2	4	1	4	1	3	0	0	28
24	Morrisey, Erin.....	g	2-5	0-0	0-0	1	1	2	1	4	0	2	0	1	28
41	Hake, Amy.....	g	3-13	2-6	10-10	4	4	8	2	18	2	0	0	3	36
00	Carr, Kate.....		3-7	1-2	2-3	1	3	4	1	9	1	2	0	1	19
10	Miller, Alyssa.....		0-0	0-0	0-0	0	0	0	0	0	0	0	0	0	1
20	Wood, Kaeanna.....		0-1	0-0	0-0	0	0	0	0	0	0	0	0	0	1
21	Zamora, Valerie.....		0-2	0-1	0-0	0	0	0	4	0	0	1	0	1	5
23	Komonce, Christina..		0-2	0-1	0-0	0	3	3	0	0	0	1	0	0	5
25	Crawford, Gloria....		0-0	0-0	0-0	0	0	0	0	0	0	0	0	0	1
32	Sarcone, Chrissy....		1-1	0-0	0-0	0	0	0	1	2	0	0	0	0	1
33	Novicic, Ana.....		0-2	0-0	0-0	1	2	3	0	0	0	1	0	0	6
34	Hartin, Tori.....		5-8	0-0	3-6	2	2	4	2	13	0	1	0	1	19
	TEAM.....					1	2	3							
	Totals.....		18-67	4-17	18-23	14	25	39	17	58	10	15	2	7	200

TOTAL FG% 1st Half: 8-33 24.2%      2nd Half: 10-34 29.4%      Game: 26.9%      DEADB  
 3-Pt. FG% 1st Half: 2-8 25.0%      2nd Half: 2-9 22.2%      Game: 23.5%      REBS  
 F Throw % 1st Half: 10-13 76.9%      2nd Half: 8-10 80.0%      Game: 78.3%      4

Officials: Devon Tourtillott, Zac Brost, Scott Koch

Technical fouls: Bellarmine-None. Rockhurst-None.

Attendance: 250

Score by Periods	1st	2nd	Total
Bellarmino.....	41	35	- 76
Rockhurst.....	28	30	- 58

Points in the paint-BU 22,RU 10. Points off turnovers-BU 21,RU 10.  
 2nd chance points-BU 10,RU 6. Fast break points-BU 0,RU 0.  
 Bench points-BU 21,RU 24. Score tied-2 times. Lead changed-2 times.  
 Last FG-BU 2nd-01:21, RU 2nd-00:38.  
 Largest lead-BU by 22 2nd-09:08, RU by 1 1st-17:10.