



## 2008-09 USI Women's Basketball Game Notes

◆ February 4, 2009 ◆

**Media Contacts:** Ray Simmons, Sports Information Director (Office) 812/465-1622; (Home) 812/402-643  
Dan McDonnell, Asst. Sports Information Director (Office) 812/465-1121; (Home) 812/303-6287

### Upcoming Games

Thu., February 5: USI vs. Quincy, 5:15 p.m. (PAC)\*

Sat., February 7: USI vs. Drury, 1 p.m. (PAC)\*^

\*Denotes GLVC contest; ^Denotes Homecoming; All Times are Central.

## USI Schedule & Results On the Air

### November

Sat. 1:	@ Indiana (Exhib.)	L 49-93
St. Edwards Shootout Austin, TX		
Sat. 15:	vs. Abilene Christian	L 53-80
Sun. 16:	vs. SE Oklahoma State	W 83-76
Sat. 22:	EDINBORO	W 88-80
Mon. 24:	MID-CONTINENT	W 79-55
Indianapolis Classic Indianapolis, IN		
Fri. 28:	vs. Hillsdale	L 55-70
Sat. 29:	vs. Grace	W 87-62

Radio: WSWI AM 820; WSPR 90.7 FM.

Internet: [www.820theedge.com](http://www.820theedge.com).

TV: TBA

### On the Web

USI Athletic web site: [www.usi.edu/sports](http://www.usi.edu/sports)

Women's Basketball: [www.usi.edu/sports/wbasket/wbasket.asp](http://www.usi.edu/sports/wbasket/wbasket.asp)

Live stats for home games: [www.usi.edu/sports/wbblive/xlive.htm](http://www.usi.edu/sports/wbblive/xlive.htm)

### Head Coach Rick Stein (10<sup>th</sup> Year)

USI/career record:	164-117 (.584)
GLVC record:	94-93 (.503)
Home record:	99-45 (.688)
Road record:	44-56 (.440)
Neutral record:	21-16 (.568)
Midwest Region record:	124-104 (.544)

### December

Thu. 4:	@ Lewis	L 61-69*
Sat. 6:	@ UW-Parkside	L 67-75*
Sat. 20:	ILLINOIS-SPRINGFIELD	W 62-55
Mon. 22:	TRUMAN STATE	W 67-50
Mon. 29:	WAYNE STATE (MI)	W 80-75

### January

Fri. 2:	SAINT JOSEPH'S	W 78-56*
Sun. 4:	INDIANAPOLIS	L 68-93*
Thu. 8:	NORTHERN KENTUCKY	L 48-62*
Sat. 10:	@ Bellarmine	L 58-77*
Thu. 15:	KENTUCKY WESLEYAN	W 65-61*
Thu. 22:	MISSOURI-ST. LOUIS	W 92-73*
Sat. 24:	ROCKHURST	L 67-77*
Thu. 29:	@ Drury	ppd.*
Sat. 31:	@ Missouri S&T	W 79-75*

### February

Thu. 5:	QUINCY	5:15 p.m.*
Sat. 7:	DRURY	1 p.m.*^
Wed. 11:	LAKE ERIE	7 p.m.
Sat. 14:	@ Quincy	1 p.m.*
Thu. 19:	@ Missouri-St. Louis	5:30 p.m.*
Sat. 21:	MISSOURI S&T	1 p.m.*!
Wed. 25:	@ Drury	5:45 p.m.*
Sat. 28:	@ Rockhurst	1 p.m.*

GLVC Tournament March 5-8

Sites to be determined

Midwest Region Tournament March 13-16

Site to be determined

NCAA II Elite Eight March 25-28

Saint Joseph Civic Arena

Saint Joseph, Missouri

\*GLVC contest; ^Homecoming;!Senior Day.  
All times are Central.

### On the Air

Radio: WSWI AM 820; WSPR 90.7 FM.

Internet: [www.820theedge.com](http://www.820theedge.com).

TV: TBA

### On the Web

USI Athletic web site: [www.usi.edu/sports](http://www.usi.edu/sports)

Women's Basketball: [www.usi.edu/sports/wbasket/wbasket.asp](http://www.usi.edu/sports/wbasket/wbasket.asp)

Live stats for home games: [www.usi.edu/sports/wbblive/xlive.htm](http://www.usi.edu/sports/wbblive/xlive.htm)

### Head Coach Rick Stein (10<sup>th</sup> Year)

USI/career record:	164-117 (.584)
GLVC record:	94-93 (.503)
Home record:	99-45 (.688)
Road record:	44-56 (.440)
Neutral record:	21-16 (.568)
Midwest Region record:	124-104 (.544)

### USI in 2008-09

Overall record:	11-8 (.579)
GLVC record:	4-6 (.400)
Division Record:	2-1 (.667)
Home record:	8-3 (.727)
Road record:	1-3 (.250)
Neutral site record:	2-2 (.500)
Midwest Region record:	6-7 (.462)

### USI's last time out

<b>Southern Indiana 79</b>	<b>Missouri S&amp;T 75</b>
Pts: E. Young, 20.	Pts: T. McCaskill, 30.
Rbs: E. Young, 8.	Rbs: T. McCaskill, 9.
Asts: A. Newhart, 4.	Asts: C. Kemp, 8.
Notable: A. Newhart, 14 pts.	

### Recap

The Eagles shot 54.8 percent and used runs of 7-0 and 17-2 to build a 20-point lead in the first half before going into the break with a 46-32 advantage. USI got key buckets from sophomore guard **Ellen Young** and senior forward/center **Ninette Evans** in the second half to turn back a late Missouri S&T charge.

### USI vs. Opponents

#### USI vs. Quincy University Hawks (18-3, 10-1 GLVC)

-Series record: All-time series tied, 16-16.

-Series since 2000: Quincy leads series, 13-6.

-First meeting: at USI 83, Quincy 76 (1988-89 season)

-Last year: Quincy 69, at USI 64 (1/24/08); at Quincy 89, USI 59 (2/23/08)

-This year: First meeting.

#### USI vs. Drury University Panthers (14-6, 8-2 GLVC)

-Series record: Drury leads the all-time series, 5-1.

-Series since 2000: Drury leads the series, 5-1.

-First meeting: at Drury 79, USI 59 (January 19, 2006)

-Last year: at Drury 79, USI 65 (1/31/08); Drury 72, at USI 57 (2/16/08)



-This year: First meeting.

## 2008-09 University of Southern Indiana Screaming Eagles

	PLAYER	2008-09 Statistics			2008-09 Season Highs	USI Career Highs
		Pt.#	Reb.#	Ast.#		
	<b>#1 Rinesha Soaper</b> <b>Pronunciation:</b> Rye-KNEE-shuh 5'4"...Freshman...Guard <b>Hometown:</b> Henderson, KY <b>H.S.:</b> Henderson County	9.4	1.7	0.9	<b>Pts:</b> 26-Wayne State, 12/29 <b>Reb:</b> 4-Edinboro, 11/22 <b>Ast:</b> 3-Three times, last on 1/31 <b>Stl:</b> 5-Three times, last on 1/15 <b>Double-figure scoring:</b> 8 <b>20-point outings:</b> 1	First Year at USI
	<b>#4 Cootie Leeberg</b> <b>Pronunciation:</b> Coo-tee 5'7"...Freshman...Guard <b>Hometown:</b> Lombard, IL <b>H.S.:</b> Montini Catholic	1.2	0.9	1.0	<b>Pts:</b> 8-Bellarmine, 1/10 <b>Reb:</b> 4-Abilene Christian, 11/15 <b>Ast:</b> 4-Grace, 11/29 <b>Stl:</b> 2-Indianapolis, 1/4	First Year at USI
	<b>#13 Abby Williams</b> <b>Pronunciation:</b> as sounds 6'0"...Junior... Guard/Forward <b>Hometown:</b> St. Joseph, IL <b>H.S.:</b> St. Joseph-Ogden <b>Last School:</b> Kankakee C.C.	8.1	5.2	1.2	<b>Pts:</b> 16-Twcie, 1/22 <b>Reb:</b> 11-Lewis, 12/4 <b>Ast:</b> 5-Edinboro, 11/22 <b>Stl:</b> 3-Three times, last 1/10 <b>Double-figure scoring:</b> 7 <b>Double-figure rebounding:</b> 2 <b>Double-Doubles:</b> 1	First Year at USI
	<b>#21 Ninette Evans</b> <b>Pronunciation:</b> Neh-NET 6'2"...Senior... Forward/Center <b>Hometown:</b> Memphis, TN <b>H.S.:</b> Trezevant <b>Last School:</b> North Shoals C.C.	6.5	5.2	0.3	<b>Pts:</b> 16-Lewis, 12/4 <b>Reb:</b> 12-Ill.-Springfield, 12/20 <b>Ast:</b> 2-Truman State, 12/22 <b>Stl:</b> 2-Twice, last on 1/15 <b>Double-figure scoring:</b> 6 <b>Double-figure rebounding:</b> 2 <b>Double-doubles:</b> 1	<b>Pts:</b> 16-Lewis, 12/4/08 <b>Reb:</b> 14-Lewis, 1/12/08 <b>Ast:</b> 2-Twice, last on 12/22/08 <b>Stl:</b> 3-Quincy, 1/24/08 <b>Double-figure scoring:</b> 9 <b>Double-figure rebounding:</b> 3 <b>Double-doubles:</b> 2
	<b>#22 Amie Newhart</b> <b>Pronunciation:</b> as sounds 5'6"...Sophomore...Guard <b>Hometown:</b> Mulberry, IN <b>H.S.:</b> Clinton Prairie	10.2	2.5	3.0*	<b>Pts:</b> 17-Mid-Continent, 11/24 <b>Reb:</b> 7-Hillsdale, 11/28 <b>Ast:</b> 7-Saint Joseph's, 1/2 <b>Stl:</b> 4-Lewis, 12/4 <b>Double-figure scoring:</b> 11	<b>Pts:</b> 18-Tiffin, 12/19/08 <b>Reb:</b> 7-Twice, last on 11/28/08 <b>Ast:</b> 7-Twice, last on 1/2/09 <b>Stl:</b> 5-UW-Parkside, 1/10/08 <b>Double-figure scoring:</b> 24
	<b>#23 Taylor Miller</b> <b>Pronunciation:</b> as sounds 5'10"...Freshman... Forward <b>Hometown:</b> Anderson, IN <b>H.S.:</b> Anderson	3.1	1.9	0.9	<b>Pts:</b> 9-Hillsdale, 11/28 <b>Reb:</b> 4-Abilene Christian, 11/15 <b>Ast:</b> 2-Three times, last 12/22 <b>Stl:</b> 2-Twice, last on 12/20	First Year at USI
	<b>#24 Lauren Meneghetti</b> <b>Pronunciation:</b> MEN-eh-get-EE 5'10"...Sophomore... Guard <b>Hometown:</b> Munster, IN <b>H.S.:</b> Munster	9.3	3.2	2.1	<b>Pts:</b> 26-SE Oklahoma St., 11/16 <b>Reb:</b> 8-Ill.-Springfield, 12/20 <b>Ast:</b> 6-Mo.-St. Louis, 1/22 <b>Stl:</b> 4-Lewis, 12/4 <b>Double-figure scoring:</b> 9 <b>20-point outings:</b> 1	<b>Pts:</b> 26-SE Oklahoma St., 11/16/08 <b>Reb:</b> 8-Ill.-Springfield, 12/20/08 <b>Ast:</b> 6-Mo.-St. Louis, 1/22/08 <b>Stl:</b> 4-Twice, last on 12/4/08 <b>Double-figure scoring:</b> 10 <b>20-point outings:</b> 1
	<b>#25 Lauren Luce</b> <b>Pronunciation:</b> as sounds 5'8"...Freshman... Guard <b>Hometown:</b> Vincennes, IN <b>H.S.:</b> South Knox	n/a	n/a	n/a	<b>Pts:</b> n/a <b>Reb:</b> n/a <b>Ast:</b> n/a <b>Stl:</b> n/a	First Year at USI






**\*Team Leader; All averages listed are from last season at USI or at player's previous school for 1<sup>st</sup> year players.**

**Continued on next page...**

PLAYER	2008-09 Statistics			2008-09 Season Highs	USI Career Highs
	Pt.#	Reb.#	Ast.#		
 <b>#30 Ellen Young</b> Pronunciation: as sounds 5'5"...Sophomore... Guard Hometown: Salem, IL H.S.: Salem Community Last School: SIU Carbondale	13.9*	4.3	1.8	Pts: 21-Mo.-St. Louis, 1/22 Reb: 12-Truman State, 12/22 Ast: 5-Mid-Continent, 11/24 Stl: 5-Grace, 11/29 Double-figure scoring: 14 20-point outings: 3 Double-figure rebounding: 2 Double-Doubles: 2	First Year at USI
 <b>#40 Courtney Perry</b> Pronunciation: as sounds 6'0"...Sophomore...F/C Hometown: Crown Point, IN H.S.: Crown Point	1.1	1.4	0.1	Pts: 6-Grace, 11/29 Reb: 4-Saint Joseph's, 1/2 Ast: 1-Twice, last on 1/10 Stl: 1-Twice, last on 1/22	Pts: 6-Grace, 11/29/08 Reb: 6-Twice (last on 12/15/07) Ast: 2-Twice (last on 2/7/08) Stl: 1-Five times (last 1/22/09)
 <b>#43 Leigha Thompson</b> Pronunciation: Leah 6'2"...Freshman...F/C Hometown: Teutopolis, IL H.S.: Teutopolis (2007)	n/a	n/a	n/a	Pts: n/a Reb: n/a Ast: n/a Stl: n/a	First Year at USI
 <b>#44 Brittany Neuman</b> Pronunciation: New-men 6'2"...Senior...Forward/Center Hometown: Huntingburg, IN H.S.: Southridge	8.8	7.6*	0.7	Pts: 27-Rockhurst, 1/24 Reb: 14-Rockhurst, 1/24 Ast: 2-Three times, last 1/2 Stl: 3-Twice, last on 1/24 Double-figure scoring: 8 20-point outings: 2 Double-figure rebounding: 5 Double-Doubles: 3	Pts: 24-Rockhurst, 1/24/09 Reb: 14-Rockhurst, 1/24/09 Ast: 4-Rockhurst, 1/4/06 Stl: 3-Twice, last on 1/24/09 Double-figure scoring: 12 20-point outings: 2 Double-figure rebounding: 9 Double-Doubles: 6

\*Team Leader.

### 2008-09 Women's Basketball Coaching Staff

 <b>Rick Stein</b> Head Coach (10 <sup>th</sup> season) Pronunciation: Styne	 <b>Randa Gatling</b> Assistant Coach (10 <sup>th</sup> season) Pronunciation: Ran-da	 <b>Michelle Irwin</b> Assistant Coach (3 <sup>rd</sup> season) Pronunciation: as sounds
 <b>Jessica Grimaldo</b> Student Assistant Coach (1 <sup>st</sup> season) Pronunciation: Gri-MALL-doe	 <b>Kelci Prewitt</b> Manager (1 <sup>st</sup> season) Pronunciation: as sounds	

Possible Starters:	PPG	RPG	APG	Last Game
#1 Rinesha Soaper (5'4"...Fr...G...Henderson, KY)	9.4	1.7	0.9	13 pts, 3 asts, 2 stls
#13 Abby Williams (6'0"...Jr...G/F...St. Joseph, IL)	8.1	5.2	1.2	7 pts, 6 rbs, 2 asts
#22 Amie Newhart (5'6"...So...G...Mulberry, IN)	10.2	2.5	3.0*	14 pts, 2 rbs, 4 asts
#30 Ellen Young (5'5"...So...G...Salem, IL)	13.9*	4.3	1.8	20 pts, 8 rbs, 2 stls
#44 Brittany Neuman (6'2"...Sr...F/C...Huntingburg, IN)	8.8	7.6*	0.7	10 pts, 2 rbs, 2 stls

\*Team Leader; Last game was at Missouri S&T (January 31, 2009).

## GLVC Standings (as of a.m. February 5, 2009)

## Latest Results

### East

School	GLVC	Pct.	Div	Overall	Pct	Streak
Northern Kentucky	9-2	.818	4-1	17-2	.895	L1
UW-Parkside	9-2	.818	4-1	13-7	.650	W1
Indianapolis	8-4	.667	4-2	19-5	.792	W2
Lewis	6-5	.545	3-2	10-10	.500	W1
Bellarmine	5-6	.455	1-4	13-7	.650	L2
Kentucky Wesleyan	4-7	.364	2-3	9-11	.450	L3
Saint Joseph's	0-11	.000	0-5	0-20	.000	L20

### West

School	GLVC	Pct.	Div	Overall	Pct	Streak
Quincy	10-1	.909	3-1	18-3	.857	W8
Drury	8-2	.800	3-0	14-6	.700	W3
Southern Indiana	4-6	.400	2-1	11-8	.579	W1
Missouri S&T	3-8	.273	1-3	9-10	.474	L1
Rockhurst	3-8	.273	1-3	9-13	.409	L2
Missouri-St. Louis	2-9	.182	1-3	5-15	.250	L1

### January 29, 2009

at Urbana 55, Saint Joseph's 43  
 Indianapolis 73, at UW-Parkside 58\*  
 Missouri-St. Louis 87, at Rockhurst 70\*  
 at Missouri S&T 67, Kentucky Wesleyan 62\*  
 Northern Kentucky 66, at Lewis 56\*  
 Southern Indiana at Drury, ppd.\*  
 Bellarmine at Quincy, ppd.\*

### January 31, 2009

at UW-Parkside 60, Northern Kentucky 50\*  
 at Drury 80, Missouri-St. Louis 71\*  
 at Lewis 77, Bellarmine 70\*

### Southern Indiana 79, at Missouri S&T 75\*

at Quincy 87, Kentucky Wesleyan 61\*  
 at Nebraska-Omaha 88, Rockhurst 53  
 at Indianapolis 85, Saint Joseph's 48\*

### February 2, 2009

at Quincy 93, Bellarmine 92\*

## Upcoming Schedule

### February 5, 2009

Saint Joseph's at Northern Kentucky, 4:30 p.m.\*  
 UW-Parkside at Bellarmine, 4:45 p.m.\*  
 Lewis at Kentucky Wesleyan, 5:15 p.m.\*  
**Quincy at Southern Indiana, 5:15 p.m.\***  
 Drury at Rockhurst, 5:30 p.m.\*  
 Missouri S&T at Missouri-St. Louis, 5:30 p.m.\*

### February 7, 2009

Saint Joseph's at Bellarmine, Noon\*  
 Missouri S&T at Rockhurst, 1 p.m.\*  
 UW-Parkside at Kentucky Wesleyan, 1 p.m.\*  
**Drury at Southern Indiana, 1 p.m.\***  
 Indianapolis at Northern Kentucky, 4:30 p.m.\*  
 Quincy at Missouri-St. Louis, 5:30 p.m.\*

### February 10, 2009

Illinois-Springfield at Missouri S&T, 5:30 p.m.  
 Missouri-St. Louis at Oakland City, 6 p.m.

### February 10, 2009 (continued...)

Lake Erie at Northern Kentucky, 6 p.m.

### February 11, 2009

Lake Erie at Southern Indiana, 7 p.m.

### February 12, 2009

Bellarmine at Kentucky Wesleyan, 5:15 p.m.  
 Saint Joseph's at UW-Parkside, 5:30 p.m.  
 Indianapolis at Lewis, 5:30 p.m.

### February 14, 2009

Kentucky Wesleyan at Northern Kentucky, Noon\*  
 Missouri S&T at Drury, 1 p.m.\*  
 Bellarmine at UW-Parkside, 1 p.m.\*  
 Rockhurst at Missouri-St. Louis, 1 p.m.\*  
 Saint Joseph's at Lewis, 1 p.m.\*  
**Southern Indiana at Quincy, 1 p.m.\***

## USI and GLVC opponents in the GLVC Rankings (as of a.m. 2/5/09)

Category	USI	QU	DU
Scoring Offense:.....	70.4 (7 <sup>th</sup> )	84.3 (1 <sup>st</sup> )	72.8 (4 <sup>th</sup> )
Scoring Defense:.....	69.5 (10 <sup>th</sup> )	64.0 (5 <sup>th</sup> )	66.1 (6 <sup>th</sup> )
Scoring Margin:.....	+0.8 (9 <sup>th</sup> )	+20.2 (1 <sup>st</sup> )	+6.8 (5 <sup>th</sup> )
FT Percentage:.....	.745 (4 <sup>th</sup> )	.711 (9 <sup>th</sup> )	.730 (7 <sup>th</sup> )
FG Percentage:.....	.401 (11 <sup>th</sup> )	.450 (6 <sup>th</sup> )	.453 (4 <sup>th</sup> )
FG % Defense:.....	.467 (12 <sup>th</sup> )	.366 (2 <sup>nd</sup> )	.422 (8 <sup>th</sup> )
3-pt. FG Percentage:.....	.336 (10 <sup>th</sup> )	.401 (2 <sup>nd</sup> )	.371 (4 <sup>th</sup> )
3-pt. FG % Defense:.....	.349 (11 <sup>th</sup> )	.317 (3 <sup>rd</sup> )	.333 (6 <sup>th</sup> )
Rebounding Off.:.....	36.8 (5 <sup>th</sup> )	43.2 (1 <sup>st</sup> )	34.3 (11 <sup>th</sup> )
Rebounding Def.:.....	35.3 (8 <sup>th</sup> )	37.7 (9 <sup>th</sup> )	34.8 (6 <sup>th</sup> )
Rebounding Margin:.....	+1.5 (7 <sup>th</sup> )	+5.6 (2 <sup>nd</sup> )	-0.5 (9 <sup>th</sup> )
Blocked Shots:.....	2.1 (9 <sup>th</sup> )	2.9 (4 <sup>th</sup> )	2.8 (5 <sup>th</sup> )
Assists:.....	11.6 (12 <sup>th</sup> )	17.1 (1 <sup>st</sup> )	17.0 (2 <sup>nd</sup> )
Steals:.....	10.1 (2 <sup>nd</sup> )	11.7 (1 <sup>st</sup> )	10.0 (3 <sup>rd</sup> )
Turnover Margin:.....	+3.0 (3 <sup>rd</sup> )	+6.3 (1 <sup>st</sup> )	+3.2 (2 <sup>nd</sup> )
Assist/TO Ratio:.....	0.66 (12 <sup>th</sup> )	1.01 (1 <sup>st</sup> )	0.95 (3 <sup>rd</sup> )
Off. Rebounds:.....	14.2 (2 <sup>nd</sup> )	14.8 (1 <sup>st</sup> )	11.7 (6 <sup>th</sup> )
Def. Rebounds:.....	22.4 (11 <sup>th</sup> )	28.5 (3 <sup>rd</sup> )	22.7 (10 <sup>th</sup> )
3-pt. FGs Made:.....	5.95 (8 <sup>th</sup> )	8.29 (1 <sup>st</sup> )	6.10 (4 <sup>th</sup> )

## Regional Rankings

(as of 2/4/09)

1. Michigan Tech
2. Northern Kentucky
3. Hillsdale
4. Drury
5. Quincy
6. Indianapolis
7. Grand Valley State
8. Northwood
9. Wisconsin-Parkside
10. Ashland

\*Next poll due out  
 February 11.

For more on the GLVC, log onto [www.glvcsports.com](http://www.glvcsports.com); \*USI individuals in the GLVC rankings can be found in the game notes section.

Records when the Screaming Eagles are:	In 2008-09	Under Stein	In 2007-08	USA Today/ESPN D-II Top 25 Coaches Poll: As of February 3, 2009 (Poll #9)
Playing at the PAC:.....	8-3	99-45	8-8	<b>Rk School (1st votes)</b>
Playing on the Road:.....	1-3	44-56	1-8	1. Alaska-Anchorage (27)
Playing at a Neutral Site:.....	2-2	21-16	1-1	2. California-Pennsylvania
Playing at night:.....	8-4	106-75	7-9	3. Fort Lewis
Playing during the day:.....	3-4	58-42	3-7	4. Emporia State
Playing on Monday:.....	3-0	13-2	0-0	5. Minnesota State-Mankato
Playing Tuesday:.....	0-0	12-1	1-0	6. Northern Kentucky
Playing on Wednesday:.....	0-0	6-5	0-1	7. Hillsdale
Playing on Thursday:.....	2-2	46-40	4-6	8. Michigan Tech
Playing on Friday:.....	1-1	10-10	0-1	9. West Texas A&M
Playing on Saturday:.....	4-4	63-54	5-8	10. Washburn
Playing on Sundays:.....	1-1	14-5	0-1	11. Stonehill
Leading at the half:.....	10-2	138-29	9-5	12. UC-San Diego
Trailing at the half:.....	0-6	20-86	1-12	13. Indiana-Pennsylvania
Tied at the half:.....	1-0	6-2	0-0	14. Central Oklahoma
Playing in overtime:.....	0-0	5-6	0-0	15. Tusculum
Playing in November:.....	4-2	32-13	3-0	16. District of Columbia
Playing in December:.....	3-2	47-18	2-4	17. Francis Marion
Playing in January:.....	4-4	36-45	2-7	18. Rollins
Playing in February:.....	0-0	40-33	2-6	19. Seattle Pacific
Playing in March:.....	0-0	9-8	1-0	20. Minnesota State-Moorhead
Outshooting opponent:.....	7-0	124-23	10-8	21. Saint Mary's
Being outshot by opponent:.....	4-8	39-94	0-9	22. Lenoir-Rhyne
Tie in shooting percentage:.....	0-0	1-0	0-0	23. South Carolina-Aiken
Outrebounding opponent:.....	8-3	96-44	9-10	24. Franklin Pierce
Being outrebounded:.....	1-5	54-68	1-6	25. Delta State
Tied in rebounding:.....	2-0	14-5	0-1	
Shooting 50 % or better:.....	2-0	47-3	3-0	<b>Dropped out:</b>
Shooting less than 50 %:.....	9-8	117-114	7-17	Arkansas Tech, Grand Valley St., Clark Atlanta.
Opponent has more turnovers:.....	10-3	128-41	4-2	
USI has more turnovers:.....	1-3	29-67	5-14	<b>Others Receiving Votes:</b>
Teams were tied in turnovers:.....	0-2	7-9	1-1	Quincy-45; Saint Cloud St.-36; Arkansas Tech-35; Clark Atlanta-32; Clayton St.-30; Holy Family-22; Grand Valley St.-20; Fayetteville St.-17; Virginia St.-15; American Int'l.-11; Georgia C.&St.U.-11; Northwood-10; Ark.-Monticello-9; Saint Rose-7; Bentley-6; Fort Valley St.-5; Valdosta St.-4; Indianapolis-3; Augustana-1; Fla. Southern-1; Pace-1; Pittsburg St.-1.
USI scores under 70 points:.....	3-8	28-84	4-15	
USI scores 70-79 points:.....	3-0	49-25	3-2	
USI scores 80-89 points:.....	4-0	52-6	1-0	
USI scores 90-99 points:.....	1-0	28-1	2-0	
USI scores 100 or more points:.....	0-0	8-1	0-0	
USI vs. Division II Teams:.....	9-8	145-117	8-17	
USI vs. Midwest Region:.....	6-7	124-104	6-16	
USI vs. NAIA:.....	2-0	18-0	2-0	
USI vs. USCAA:.....	0-0	1-0	0-0	
USI vs. GLVC:.....	4-6	101-98	5-14	
USI vs. non-GLVC:.....	7-2	62-19	5-3	
USI vs. Top 25:.....	0-2	13-28	0-3	

### Coach Stein vs. the GLVC

Opponent	Record (Pct.)	Opponent	Record (Pct.)
Bellarmino.....	4-13 (.235)	Missouri-St. Louis.....	15-4 (.790)
Drury.....	1-5 (.167)	Northern Kentucky.....	6-12 (.333)
Indianapolis.....	5-10 (.333)	Quincy.....	6-13 (.316)
Kentucky Wesleyan.....	13-3 (.800)	Rockhurst.....	6-2 (.750)
Lewis.....	9-11 (.450)	Saint Joseph's.....	12-4 (.750)
Missouri S&T.....	1-6 (.143)	Wisconsin-Parkside.....	12-6 (.667)

### Screaming Eagles Game Notes

- **Think Pink.** USI has scheduled its "Think Pink" game for February 21. The Screaming Eagles will wear pink uniforms in an effort to help raise awareness in the fight against breast cancer. More details will be released when available.
- **Weber, Dugan to be inducted into USI Hall of Fame Friday.** Former USI Head Coach **Chancellor Dugan** and former USI standout **Eileen Weber** will be inducted into the USI Athletic Hall of Fame Friday night. Dugan led the Screaming Eagles to a 159-73 record and the 1997 NCAA II National Championship game during her eight seasons, while Weber earned All-America honors in 1996-97 and 1997-98.
- **Hot start gives Eagles first-ever win over Missouri S&T.** The Eagles shot 55.8 percent from the field in the first half as they raced out to a 14-point halftime lead against Missouri S&T. USI's lead proved to be too much for the Miners to overcome as the Eagles posted their first win in nine attempts against Missouri S&T.

- **Win puts Eagles in firm control of third-place.** USI's win over Missouri S&T put the Eagles in firm control of third-place in the GLVC West Division. The Eagles lead Missouri S&T and Rockhurst by a game-and-a-half.
- **USI at Drury rescheduled.** USI's game at Drury has been rescheduled for Wednesday, February 25. The women's game will begin at 5:45 p.m., while the men's game will follow at 8 p.m. The doubleheader was originally scheduled for January 29, but was postponed due to the ice storm that hit the Evansville tri-state area.
- **Neuman's last three outings.** Senior forward/center **Brittany Neuman** is averaging 15.7 points and 8.3 rebounds in her last three contests.
- **Evans made big shots down the stretch.** Senior forward/center **Ninette Evans** made some big shots down the stretch for the Eagles in their win over Missouri S&T. Evans scored eight of her 11 points in the second half and had six points in an 8-1 run that turned momentum back into USI's favor. She also had a critical bucket with less than three minutes to play that gave the Eagles a two-possession lead.
- **Stein is one shy of 100 at the PAC.** Head Coach **Rick Stein** is just one home win shy of his 100<sup>th</sup> career win at the PAC. Stein is 99-45 all-time at the PAC, 8-3 this season.
- **Ball control.** USI averaged just 12.7 turnovers per contest in its three outings leading up to its game at Missouri S&T. The Eagles, however, committed 20 turnovers against the Miners, five of which were contributed to offensive fouls. In its last 15 contests, USI has averaged 16.3 turnovers compared to 22.0 turnovers in its first four appearances.
- **Young increasing contributions.** In the last five games, sophomore guard **Ellen Young** has been increasing her scoring and rebounding output. Young is averaging 17.2 points and 6.4 rebounds per game during that span and has increased her season average from 12.8 points per appearance to 13.9 points per contest. She recorded her second double-double of the season (21 points, 10 rebounds) against Missouri-St. Louis.
- **Youth movement.** USI's top three scoring leaders are sophomores, while USI's fourth-leading scorer is a freshman and USI's sixth-leading scorer is a junior.
- **Stein is USI's all-time winningest coach.** Head Coach **Rick Stein** surpassed former Head Coach Chancellor Dugan for first place on the program's all-time wins list with USI's 80-75 victory over Wayne State (12/29/08). Stein, who has been a part in 323 victories during his stay at USI, has put up 164 victories in his nine-plus years at the helm of the USI women's basketball program. Stein reached his 100<sup>th</sup> career victory in just 151 games, making him the fastest coach in the program's history to accomplish that feat.
- **Seeing double.** Senior forward/center **Brittany Neuman** (3), sophomore guard **Ellen Young** (2), junior guard/forward **Abby Williams** (1), and senior forward/center **Ninette Evans** (1) have combined for seven double-doubles in this season.
- **USI has had at least five players reach double figures four times in 2008-09.** At least five USI players reached double figures in the scoring column in four games this season. USI had five players reach double digits in its 79-55 victory over Mid-Continent and its 87-62 win over Grace. They had six players reach double figures in their 92-73 win over Missouri-St. Louis and five players reach double digits in their 79-75 win over Missouri S&T. The Eagles had only one game in 2007-08 in which five of their players recorded 10 or more points.
- **20-point plateau.** Sophomore guard **Lauren Meneghetti** (1), senior forward/center **Brittany Neuman** (2), freshman guard **Rinesha Soaper** (1), and sophomore guard **Ellen Young** (3) have combined for seven 20-point efforts this season.
- **Eagles ranked in the GLVC (as of a.m. 2/5/09).** The Eagles have five players ranked in 11 GLVC statistical categories:
  - Ninette Evans** (1 category) is seventh in offensive rebounds (2.68 orpg);
  - Brittany Neuman** (5 categories) is third in offensive rebounds (3.21 orpg), is fourth in total rebounding (7.6 rpg), is seventh in field goal percentage (.518), is tied for eighth in blocks (0.79 bpg), and is 10<sup>th</sup> in defensive rebounds (4.42 drpg);
  - Amie Newhart** (3 categories) is fourth in three-point field goal percentage (.438), is 13<sup>th</sup> in free throw percentage (.803), and is 15<sup>th</sup> in assist-to-turnover ratio (1.19);
  - Rinesha Soaper** (2 categories) is sixth in steals (2.17 spg) and is seventh in three-point field goal percentage (.423);
  - Ellen Young** (4 categories) is seventh in minutes played (31.74 mppg), is 11<sup>th</sup> in steals (1.84 spg), is 12<sup>th</sup> in scoring (13.9 ppg), and is 14<sup>th</sup> in free throw percentage (.800).
- **Neuman earns GLVC Player of the Week honors.** Senior forward/center **Brittany Neuman** was named the GLVC Player of the Week for her performance against Edinboro. Neuman, who was 9-of-11 from the floor and 6-of-6 from the free throw line, finished the game with a career-high 24 points and 13 rebounds as the Eagles defeated the Fighting Scots, 88-80.
- **Magic Mark: 75 points.** The Eagles have won 80 of their last 90 games when scoring at least 75 points. USI is 180-17 (.914) since 1996-97 when reaching the 75-point plateau.

# Southern Indiana at Missouri University of Science & Technology (January 31, 2009)

## Official Basketball Box Score

Southern Indiana vs Missouri S&T

1/31/09 1 p.m. at Rolla, Mo. (Billy Key Court)

VISITORS: Southern Indiana 11-8, 4-6 GLVC

##	Player Name	TOT-FG			3-PT			REBOUNDS			PF	TP	A	TO	BLK	S	MIN
		FG-FGA	FG-FGA	FT-FTA	OF	DE	TOT										
13	Williams, Abby.....	f	2-5	1-4	2-4	1	5	6	5	7	2	2	0	1	23		
44	Neuman, Brittany....	f	4-6	0-0	2-2	0	2	2	4	10	0	1	0	2	25		
01	Soaper, Rinesha.....	g	4-8	2-3	3-4	0	1	1	2	13	3	3	0	2	26		
22	Newhart, Amie.....	g	3-10	1-2	7-8	0	2	2	0	14	4	3	0	2	32		
30	Young, Ellen.....	g	7-11	2-4	4-4	2	6	8	1	20	0	2	0	2	38		
04	Leeberg, Cootie.....		0-0	0-0	0-0	0	0	0	0	0	1	2	0	0	2		
21	Evans, Ninette.....		4-7	0-0	3-4	1	3	4	3	11	0	3	0	0	25		
24	Meneghetti, Lauren..		0-3	0-1	0-0	1	1	2	1	0	1	3	0	0	20		
40	Perry, Courtney.....		1-2	0-0	2-2	1	2	3	2	4	0	1	0	0	9		
TEAM.....						1	3	4									
Totals.....			25-52	6-14	23-28	7	25	32	18	79	11	20	0	9	200		

TOTAL FG% 1st Half: 17-31 54.8%      2nd Half: 8-21 38.1%      Game: 48.1%      DEADB  
 3-Pt. FG% 1st Half: 5-7 71.4%      2nd Half: 1-7 14.3%      Game: 42.9%      REBS  
 F Throw % 1st Half: 7-10 70.0%      2nd Half: 16-18 88.9%      Game: 82.1%      3

HOME TEAM: Missouri S&T 9-10, 3-8 GLVC

##	Player Name	TOT-FG			3-PT			REBOUNDS			PF	TP	A	TO	BLK	S	MIN
		FG-FGA	FG-FGA	FT-FTA	OF	DE	TOT										
05	McCaskill, Tamara...	f	13-25	1-3	3-5	2	7	9	3	30	2	1	1	0	35		
25	McElrath, Katie.....	f	2-4	0-0	1-4	3	3	6	2	5	2	5	0	2	32		
11	Dubbert, Lauren.....	g	2-4	1-3	2-2	0	4	4	3	7	2	1	0	1	29		
22	Grant, Kylee.....	g	0-3	0-2	0-0	0	1	1	0	0	0	1	0	0	11		
24	Bell, Jazmine.....	g	4-10	1-3	2-2	1	3	4	1	11	0	5	1	1	27		
02	Dorman, Jenny.....		0-1	0-0	0-0	0	0	0	1	0	0	0	0	0	4		
04	Percival, Brittany..		5-6	1-1	3-3	2	0	2	1	14	0	1	0	0	12		
10	Blackwell, Jaysa....		0-0	0-0	0-0	0	0	0	0	0	0	0	0	0	4		
12	Karlefors, Lydia....		0-1	0-0	0-0	0	0	0	1	0	0	0	0	0	4		
20	Kemp, Courtney.....		3-4	0-1	0-0	0	3	3	2	6	8	4	0	1	28		
33	Meyer, Julie.....		0-1	0-0	0-0	0	0	0	1	0	0	3	0	0	6		
34	Bratcher, Maria.....		0-1	0-0	0-0	0	1	1	1	0	0	0	0	0	5		
44	Chadwell, Sheena....		1-3	0-0	0-0	1	0	1	1	2	0	1	0	0	3		
TEAM.....						2		2									
Totals.....			30-63	4-13	11-16	11	22	33	17	75	14	22	2	5	200		

TOTAL FG% 1st Half: 14-34 41.2%      2nd Half: 16-29 55.2%      Game: 47.6%      DEADB  
 3-Pt. FG% 1st Half: 0-6 0.0%      2nd Half: 4-7 57.1%      Game: 30.8%      REBS  
 F Throw % 1st Half: 4-5 80.0%      2nd Half: 7-11 63.6%      Game: 68.8%      2

Officials: Marc Briney, Missy Brooks, Rebekah Carpenter

Technical fouls: Southern Indiana-None. Missouri S&T-None.

Attendance: 800

Score by Periods	1st	2nd	Total
Southern Indiana.....	46	33	- 79
Missouri S&T.....	32	43	- 75

Tamara McCaskill scores a career-high 30 points on a career-high 13 field goal

Points in the paint-USI 22,S&T 46. Points off turnovers-USI 16,S&T 26.  
 2nd chance points-USI 1,S&T 7. Fast break points-USI 2,S&T 0.  
 Bench points-USI 15,S&T 22. Score tied-0 times. Lead changed-0 times.  
 Last FG-USI 2nd-01:26, S&T 2nd-00:15.  
 Largest lead-USI by 20 1st-02:27, S&T None.

# Screaming Eagles' 2008-09 Statistics (as of a.m. February 5, 2009)

<b>RECORD:</b>	<b>OVERALL</b>	<b>HOME</b>	<b>AWAY</b>	<b>NEUTRAL</b>
<b>ALL GAMES.....</b>	<b>(11-8)</b>	<b>(8-3)</b>	<b>(1-3)</b>	<b>(2-2)</b>
<b>CONFERENCE.....</b>	<b>(4-6)</b>	<b>(3-3)</b>	<b>(1-3)</b>	<b>(0-0)</b>
<b>NON-CONFERENCE.....</b>	<b>(7-2)</b>	<b>(5-0)</b>	<b>(0-0)</b>	<b>(2-2)</b>

##	Player	GP-GS	Min--Avg	---TOTAL---		---3-PTS---		FT-FTA	Pct	---REBOUNDS---				PF	FO	A	TO	Blk	Stl	Pts	Avg
				FG-FGA	Pct	3FG-FGA	Pct			Off	Def	Tot	Avg								
30	Young, Ellen.....	19-19	603 31.7	94-230	.409	25-73	.342	52-65	.800	33	49	82	4.3	34	0	34	42	1	35	265	13.9
	Conference-Only..	10-10	329 32.9	54-128	.422	17-42	.405	26-33	.788	12	28	40	4.0	17	0	15	19	1	16	151	15.1
22	Newhart, Amie.....	19-19	575 30.3	60-168	.357	21-48	.438	53-66	.803	8	39	47	2.5	23	0	57	48	1	26	194	10.2
	Conference-Only..	10-10	312 31.2	33-94	.351	12-25	.480	30-38	.789	3	15	18	1.8	11	0	32	21	1	18	108	10.8
01	Soaper, Rinesha....	18-3	379 21.1	58-122	.475	22-52	.423	32-40	.800	7	23	30	1.7	34	0	17	33	1	39	170	9.4
	Conference-Only..	9-3	194 21.6	27-63	.429	13-32	.406	12-16	.750	3	11	14	1.6	21	0	9	16	0	16	79	8.8
24	Meneghetti, Lauren.	19-15	538 28.3	63-163	.387	23-70	.329	28-36	.778	22	38	60	3.2	29	0	40	45	1	24	177	9.3
	Conference-Only..	10-7	277 27.7	28-81	.346	9-31	.290	9-12	.750	11	20	31	3.1	15	0	19	23	0	11	74	7.4
44	Neuman, Brittany...	19-16	432 22.7	59-114	.518	0-0	.000	50-68	.735	61	84	145	7.6	60	2	13	43	15	19	168	8.8
	Conference-Only..	10-8	226 22.6	28-52	.538	0-0	.000	26-35	.743	32	34	66	6.6	32	1	5	27	7	12	82	8.2
13	Williams, Abby.....	19-19	503 26.5	53-163	.325	16-71	.225	32-49	.653	35	63	98	5.2	61	3	22	29	9	22	154	8.1
	Conference-Only..	10-10	282 28.2	26-77	.338	11-39	.282	13-20	.650	20	35	55	5.5	33	2	11	18	7	10	76	7.6
21	Evans, Ninette.....	19-3	333 17.5	48-97	.495	0-0	.000	27-42	.643	51	47	98	5.2	65	3	5	48	10	10	123	6.5
	Conference-Only..	10-2	204 20.4	33-58	.569	0-0	.000	18-26	.692	31	22	53	5.3	37	2	2	27	8	3	84	8.4
23	Miller, Taylor.....	15-1	185 12.3	14-44	.318	4-11	.364	15-21	.714	9	19	28	1.9	23	0	13	22	0	6	47	3.1
	Conference-Only..	6-0	62 10.3	3-8	.375	1-2	.500	3-7	.429	4	8	12	2.0	5	0	5	7	0	0	10	1.7
04	Leeberg, Cootie....	18-0	167 9.3	6-29	.207	2-11	.182	8-11	.727	3	14	17	0.9	16	0	18	12	1	9	22	1.2
	Conference-Only..	9-0	77 8.6	5-19	.263	1-8	.125	2-4	.500	2	2	4	0.4	6	0	8	6	1	4	13	1.4
40	Perry, Courtney....	16-0	85 5.3	4-16	.250	0-0	.000	9-13	.692	10	13	23	1.4	20	1	2	9	0	2	17	1.1
	Conference-Only..	7-0	37 5.3	1-6	.167	0-0	.000	4-6	.667	7	6	13	1.9	7	0	1	6	0	2	6	0.9
<b>TEAM.....</b>										<b>34</b>	<b>37</b>	<b>71</b>	<b>3.7</b>	<b>0</b>							
Conference-Only..										17	23	40	4.0	0							
<b>Total.....</b>		<b>19</b>	<b>3800</b>	<b>459-1146</b>	<b>.401</b>	<b>113-336</b>	<b>.336</b>	<b>306-411</b>	<b>.745</b>	<b>273</b>	<b>426</b>	<b>699</b>	<b>36.8</b>	<b>365</b>	<b>9</b>	<b>221</b>	<b>333</b>	<b>39</b>	<b>192</b>	<b>1337</b>	<b>70.4</b>
Conference-Only..		10	2000	238-586	.406	64-179	.358	143-197	.726	142	204	346	34.6	184	5	107	171	25	92	683	68.3
<b>Opponents.....</b>		<b>19</b>	<b>3800</b>	<b>481-1031</b>	<b>.467</b>	<b>97-278</b>	<b>.349</b>	<b>262-376</b>	<b>.697</b>	<b>196</b>	<b>475</b>	<b>671</b>	<b>35.3</b>	<b>370</b>	<b>-</b>	<b>276</b>	<b>389</b>	<b>57</b>	<b>128</b>	<b>1321</b>	<b>69.5</b>
Conference-Only..		10	2000	263-534	.493	56-153	.366	136-187	.727	95	236	331	33.1	181	2	153	188	29	62	718	71.8

SCORE BY PERIODS:	1st	2nd	Total	DEADBALL REBOUNDS:	OFF	DEF	TOTAL
Southern Indiana.....	653	684	- 1337	Southern Indiana.....	43	1	44
Opponents.....	588	733	- 1321	Opponents.....	41	1	42

TEAM STATISTICS	USI	OPP	DATE	OPPONENT	W/L	SCORE	ATTEND	
SCORING.....	1337	1321	\$11/15/08	vs Abilene Christian	L	53-80	315	
Points per game.....	70.4	69.5	\$11/16/08	vs SE Oklahoma State	W	83-76	388	
Scoring margin.....	+0.8	-	11/22/08	EDINBORO	W	88-80	700	
FIELD GOALS-ATT.....	459-1146	481-1031	11/24/08	MID-CONTINENT	W	79-55	500	
Field goal pct.....	.401	.467	11/28/08	vs Hillsdale	L	55-70	185	
3 POINT FG-ATT.....	113-336	97-278	11/29/08	vs Grace	W	87-62	275	
3-point FG pct.....	.336	.349	*12/4/08	at Lewis University	L	61-69	261	
3-pt FG made per game.	5.9	5.1	*12/6/08	at Wisconsin-Parkside	L	67-75	191	
FREE THROWS-ATT.....	306-411	262-376	11/20/08	ILLINOIS-SPRINGFIELD	W	62-55	300	
Free throw pct.....	.745	.697	12/22/08	TRUMAN STATE	W	67-50	300	
F-Throws made per game	16.1	13.8	12/29/08	WAYNE STATE	W	80-75	300	
REBOUNDS.....	699	671	*1/2/09	SAINT JOSEPH'S	W	78-56	500	
Rebounds per game....	36.8	35.3	*1/4/09	INDIANAPOLIS	L	68-93	800	
Rebounding margin.....	+1.5	-	*1/8/09	NORTHERN KENTUCKY	L	48-62	700	
ASSISTS.....	221	276	*01/10/09	at BELLARMINE	L	58-77	1128	
Assists per game.....	11.6	14.5	*1/15/09	KENTUCKY WESLEYAN	W	65-61	1000	
TURNOVERS.....	333	389	*1/22/09	MISSOURI-ST. LOUIS	W	92-73	700	
Turnovers per game....	17.5	20.5	*1/24/09	ROCKHURST	L	67-77	500	
Turnover margin.....	+2.9	-	*1/31/09	at Missouri S&T	W	79-75	800	
Assist/turnover ratio.	0.7	0.7	*GLVC game;					
STEALS.....	192	128	\$St. Edwards Shootout (Austin, TX);					
Steals per game.....	10.1	6.7	!Indianapolis Classic (Indianapolis, IN)					
BLOCKS.....	39	57						
Blocks per game.....	2.1	3.0						
ATTENDANCE.....	6300	3543						
Home games-Avg/Game...	11-573	4-595						
Neutral site-Avg/Game.	-	4-291						

SCORE BY PERIODS:	1st	2nd	Total
Southern Indiana.....	653	684	- 1337
Opponents.....	588	733	- 1321

**Southern Indiana Game-by-Game Points-Rebounds-Assists (as of a.m. February 5, 2009)**  
**All games**

Opponent	Date	Score	WL	01 SOAPER,RI	04 LEEBCRG,C	13 WILLIAMS,	21 EVANS,NIN	22 NEWHART,A	23 MILLER,TA	24 MENEHETT	30 YOUNG,ELL	40 PERRY,COU
vs Abilene Christian	11/15/08	53-80	L	9- 2- 0	0- 4- 0	3- 3- 0	1- 1- 0	8- 3- 6	0- 4- 2	10- 4- 3	11- 3- 1	0- 1- 0
vs SE Oklahoma State	11/16/08	83-76	W	5- 1- 1	1- 1- 1	16-10- 2	0- 6- 0	9- 5- 2	0- 1- 0	26- 4- 2	19- 3- 4	0- 1- 0
EDINBORO	11/22/08	88-80	W	15- 4- 0	0- 1- 0	4- 6- 5	11- 3- 0	6- 4- 5	6- 0- 0	4- 1- 3	18- 3- 3	0- 1- 0
MID-CONTINENT	11/24/08	79-55	W	11- 2- 1	0- 0- 2	10- 3- 3	2- 7- 0	17- 2- 1	0- 2- 1	17- 2- 1	15- 7- 5	2- 1- 0
vs Hillsdale	11/28/08	55-70	L	8- 0- 1	0- 1- 1	0- 5- 0	3- 1- 0	12- 7- 1	9- 1- 0	5- 2- 0	11- 3- 2	1- 2- 0
vs Grace	11/29/08	87-62	W	10- 3- 2	0- 2- 4	13- 7- 0	6- 4- 0	12- 4- 1	7- 1- 0	9- 2- 5	12- 2- 2	6- 3- 1
at Lewis University	12/4/08	61-69	L	3- 1- 0	0- 2- 0	5-11- 0	16- 9- 0	13- 1- 2	2- 2- 1	7- 4- 2	9- 2- 1	DNP
at Wisconsin-Parkside	12/6/08	67-75	L	5- 0- 0	0- 0- 2	10- 2- 0	2- 0- 0	8- 3- 3	3- 3- 2	17- 4- 0	20- 2- 2	0- 1- 0
ILLINOIS-SPRINGFIELD	11/20/08	62-55	W	3- 1- 0	6- 1- 0	12- 4- 1	0-12- 1	11- 2- 1	8- 3- 2	11- 8- 3	8- 5- 1	0- 0- 0
TRUMAN STATE	12/22/08	67-50	W	4- 1- 1	2- 2- 1	11- 3- 0	7- 5- 2	5- 1- 3	5- 2- 2	8- 2- 1	12-12- 1	2- 1- 0
WAYNE STATE	12/29/08	80-75	W	26- 2- 2	0- 1- 1	9- 2- 0	9- 6- 0	6- 1- 5	2- 2- 1	13- 4- 3	8- 4- 0	0- 0- 0
SAINT JOSEPH'S	1/2/09	78-56	W	10- 2- 0	2- 0- 0	8- 6- 2	12-10- 1	15- 1- 7	5- 2- 1	7- 2- 4	7- 0- 1	2- 4- 0
INDIANAPOLIS	1/4/09	68-93	L	10- 2- 0	0- 1- 0	9- 3- 2	8- 3- 0	11- 1- 3	0- 2- 1	4- 2- 2	19- 1- 1	0- 2- 0
NORTHERN KENTUCKY	1/8/09	48-62	L	6- 3- 0	DNP	6- 2- 0	4- 5- 0	12- 3- 1	0- 1- 0	10- 2- 2	10- 3- 0	0- 2- 0
at BELLARME	01/10/09	58-77	L	DNP	8- 1- 2	7- 8- 2	3- 7- 0	10- 1- 4	0- 2- 0	10- 4- 1	18- 5- 2	0- 1- 1
KENTUCKY WESLEYAN	1/15/09	65-61	W	14- 3- 3	0- 0- 0	5- 7- 0	12- 8- 0	4- 2- 1	DNP	4- 3- 1	18- 6- 4	DNP
MISSOURI-ST. LOUIS	1/22/09	92-73	W	8- 1- 3	1- 0- 3	16- 6- 2	12- 3- 1	11- 1- 3	DNP	13- 3- 6	21-10- 2	0- 0- 0
ROCKHURST	1/24/09	67-77	L	10- 1- 0	2- 0- 0	3- 4- 1	4- 4- 0	10- 3- 4	DNP	2- 5- 0	9- 3- 2	DNP
at Missouri S&T	1/31/09	79-75	W	13- 1- 3	0- 0- 1	7- 6- 2	11- 4- 0	14- 2- 4	DNP	0- 2- 1	20- 8- 0	4- 3- 0

44

Opponent	Date	Score	WL	NEUMAN,BR
vs Abilene Christian	11/15/08	53-80	L	11- 9- 1
vs SE Oklahoma State	11/16/08	83-76	W	7-11- 1
EDINBORO	11/22/08	88-80	W	24-13- 1
MID-CONTINENT	11/24/08	79-55	W	5-10- 0
vs Hillsdale	11/28/08	55-70	L	6- 6- 1
vs Grace	11/29/08	87-62	W	12-13- 2
at Lewis University	12/4/08	61-69	L	6- 7- 0
at Wisconsin-Parkside	12/6/08	67-75	L	2- 3- 1
ILLINOIS-SPRINGFIELD	11/20/08	62-55	W	3- 2- 0
TRUMAN STATE	12/22/08	67-50	W	11- 6- 0
WAYNE STATE	12/29/08	80-75	W	7- 9- 2
SAINT JOSEPH'S	1/2/09	78-56	W	10- 8- 2
INDIANAPOLIS	1/4/09	68-93	L	7- 5- 1
NORTHERN KENTUCKY	1/8/09	48-62	L	0- 5- 1
at BELLARME	01/10/09	58-77	L	2- 5- 0
KENTUCKY WESLEYAN	1/15/09	65-61	W	8- 8- 0
MISSOURI-ST. LOUIS	1/22/09	92-73	W	10- 9- 0
ROCKHURST	1/24/09	67-77	L	27-14- 0
at Missouri S&T	1/31/09	79-75	W	10- 2- 0

**Southern Indiana Team High/Low Analysis (as of a.m. February 5, 2009)**  
**All games**

**Southern Indiana - TEAM GAME HIGHS**

POINTS.....	92	MISSOURI-ST. LOUIS (1/22/09)
FIELD GOALS MADE.....	36	MISSOURI-ST. LOUIS (1/22/09)
FIELD GOAL ATTEMPTS.....	74	vs Grace (11/29/08)
FIELD GOAL PERCENTAGE.....	.554 (36-65)	MISSOURI-ST. LOUIS (1/22/09)
3 PT FIELD GOALS MADE.....	10	Twice, last vs. MISSOURI-ST. LOUIS (1/22/09)
3 PT FG ATTEMPTS.....	24	Twice, last vs. SAINT JOSEPH'S (1/2/09)
3 PT FG PERCENTAGE.....	.563 ( 9-16)	at Wisconsin-Parkside (12/6/08)
FREE THROWS MADE.....	29	vs SE Oklahoma State (11/16/08)
FREE THROW ATTEMPTS.....	38	Twice, last vs. WAYNE STATE (12/29/08)
FREE THROW PERCENTAGE.....	.950 (19-20)	KENTUCKY WESLEYAN (1/15/09)
REBOUNDS.....	46	vs Grace (11/29/08)
ASSISTS.....	20	MISSOURI-ST. LOUIS (1/22/09)
STEALS.....	17	MID-CONTINENT (11/24/08)
BLOCKED SHOTS.....	5	ROCKHURST (1/24/09)
TURNOVERS.....	26	vs SE Oklahoma State (11/16/08)
FOULS.....	31	vs SE Oklahoma State (11/16/08)

**Opponent - GAME HIGHS**

POINTS.....	93	INDIANAPOLIS (1/4/09)
FIELD GOALS MADE.....	30	Five times, last at Missouri S&T (1/31/09)
FIELD GOAL ATTEMPTS.....	71	vs SE Oklahoma State (11/16/08)
FIELD GOAL PERCENTAGE.....	.600 (30-50)	INDIANAPOLIS (1/4/09)
3 PT FIELD GOALS MADE.....	10	Twice, last vs. INDIANAPOLIS (1/4/09)
3 PT FG ATTEMPTS.....	26	vs SE Oklahoma State (11/16/08)
3 PT FG PERCENTAGE.....	.625 (10-16)	INDIANAPOLIS (1/4/09)
FREE THROWS MADE.....	23	INDIANAPOLIS (1/4/09)
FREE THROW ATTEMPTS.....	30	Three times, last at BELLARME (01/10/09)
FREE THROW PERCENTAGE.....	.889 (16-18)	SAINT JOSEPH'S (1/2/09)
REBOUNDS.....	49	vs Abilene Christian (11/15/08)
ASSISTS.....	22	vs Hillsdale (11/28/08)
STEALS.....	11	EDINBORO (11/22/08)
BLOCKED SHOTS.....	5	Seven times, last vs. ROCKHURST (1/24/09)
TURNOVERS.....	27	Twice, last vs. ILLINOIS-SPRINGFIELD (11/20/08)
FOULS.....	28	vs SE Oklahoma State (11/16/08)

**Southern Indiana - GAME LOWS**

POINTS.....	48	NORTHERN KENTUCKY (1/8/09)
FIELD GOALS MADE.....	15	NORTHERN KENTUCKY (1/8/09)
FIELD GOAL ATTEMPTS.....	51	Twice, last vs. NORTHERN KENTUCKY (1/8/09)
FIELD GOAL PERCENTAGE.....	.271 (16-59)	vs Abilene Christian (11/15/08)
3 PT FIELD GOALS MADE.....	2	Twice, last vs. TRUMAN STATE (12/22/08)
3 PT FG ATTEMPTS.....	11	Twice, last vs. NORTHERN KENTUCKY (1/8/09)
3 PT FG PERCENTAGE.....	.118 ( 2-17)	TRUMAN STATE (12/22/08)
FREE THROWS MADE.....	7	Twice, last at BELLARMINA (01/10/09)
FREE THROW ATTEMPTS.....	11	MID-CONTINENT (11/24/08)
FREE THROW PERCENTAGE.....	.467 ( 7-15)	at BELLARMINA (01/10/09)
REBOUNDS.....	20	at Wisconsin-Parkside (12/6/08)
ASSISTS.....	4	NORTHERN KENTUCKY (1/8/09)
STEALS.....	6	vs Abilene Christian (11/15/08)
BLOCKED SHOTS.....	0	Twice, last at Missouri S&T (1/31/09)
TURNOVERS.....	11	vs Hillsdale (11/28/08)
FOULS.....	11	NORTHERN KENTUCKY (1/8/09)

**Opponent - GAME LOWS**

POINTS.....	50	TRUMAN STATE (12/22/08)
FIELD GOALS MADE.....	17	MID-CONTINENT (11/24/08)
FIELD GOAL ATTEMPTS.....	38	TRUMAN STATE (12/22/08)
FIELD GOAL PERCENTAGE.....	.347 (17-49)	MID-CONTINENT (11/24/08)
3 PT FIELD GOALS MADE.....	2	SAINT JOSEPH'S (1/2/09)
3 PT FG ATTEMPTS.....	8	Twice, last vs Hillsdale (11/28/08)
3 PT FG PERCENTAGE.....	.115 ( 3-26)	vs SE Oklahoma State (11/16/08)
FREE THROWS MADE.....	7	Three times, last vs. KENTUCKY WESLEYAN (1/15/09)
FREE THROW ATTEMPTS.....	8	Twice, last vs. NORTHERN KENTUCKY (1/8/09)
FREE THROW PERCENTAGE.....	.500 (11-22)	TRUMAN STATE (12/22/08)
REBOUNDS.....	24	NORTHERN KENTUCKY (1/8/09)
ASSISTS.....	7	SAINT JOSEPH'S (1/2/09)
STEALS.....	2	TRUMAN STATE (12/22/08)
BLOCKED SHOTS.....	0	TRUMAN STATE (12/22/08)
TURNOVERS.....	14	vs Abilene Christian (11/15/08)
FOULS.....	13	Twice, last at Wisconsin-Parkside (12/6/08)

**Southern Indiana Player High/Low Analysis (as of a.m. February 5, 2009)  
All games**

**Southern Indiana - INDIVIDUAL GAME HIGHS**

Points.....	27	Neuman, Brittany vs Rockhurst (1/24/09)
Field Goals Made.....	9	Twice, last: Neuman, Brittany vs Rockhurst (1/24/09)
Field Goal Att.....	17	Young, Ellen at Wisconsin-Parkside (12/6/08)
FG Pct (min 5 made).....	.833 ( 5-6 )	Evans, Ninette vs Edinboro (11/22/08)
3-Point FG Made.....	5	Young, Ellen vs Missouri-St. Louis (1/22/09)
3-Point FG Att.....	7	Five times, last: Young, Ellen vs Missouri-St. Louis (1/22/09)
3-Pt FG Pct (min 3 made).....	1.000 ( 3-3 )	Newhart, Amie vs Mid-Continent (11/24/08)
Free Throws Made.....	11	Soaper, Rinesha vs Wayne State (12/29/08)
Free Throw Att.....	12	Soaper, Rinesha vs Wayne State (12/29/08)
FT Pct (min 6 made).....	1.000 ( 6-6 )	Neuman, Brittany vs Edinboro (11/22/08)
	1.000 ( 6-6 )	Young, Ellen vs Abilene Christian (11/15/08)
Rebounds.....	14	Neuman, Brittany vs Rockhurst (1/24/09)
Assists.....	7	Newhart, Amie vs Saint Joseph's (1/2/09)
Steals.....	5	Four times, last: Soaper, Rinesha vs Kentucky Wesleyan (1/15/09)
Blocked Shots.....	3	Twice, last: Williams, Abby vs Rockhurst (1/24/09)
Turnovers.....	9	Newhart, Amie vs SE Oklahoma State (11/16/08)
Fouls.....	5	Nine times, last: Williams, Abby at Missouri S&T (1/31/09)

**OPPONENT INDIVIDUAL GAME HIGHS**

Points.....	30	McCaskill, Tamara at Missouri S&T (1/31/09)
Field Goals Made.....	13	McCaskill, Tamara at Missouri S&T (1/31/09)
Field Goal Att.....	25	McCaskill, Tamara at Missouri S&T (1/31/09)
FG Pct (min 6 made).....	1.000 ( 6-6 )	Twice, last: Brackman, Karen vs Northern Kentucky (1/8/09)
3-Point FG Made.....	7	Bowers, Brooke vs Wayne State (12/29/08)
3-Point FG Att.....	10	Bowers, Brooke vs Wayne State (12/29/08)
3-Pt FG Pct (min 3 made).....	1.000 ( 3-3 )	Dewey, Katie vs Indianapolis (1/4/09)
Free Throws Made.....	9	BROWN, Destiny vs SE Oklahoma State (11/16/08)
Free Throw Att.....	10	BROWN, Destiny vs SE Oklahoma State (11/16/08)
FT Pct (min 6 made).....	1.000 ( 6-6 )	Twice, last: Cook, Julie vs Rockhurst (1/24/09)
Rebounds.....	19	Katie Cezat vs Hillsdale (11/28/08)
Assists.....	9	Brooke Knight vs Hillsdale (11/28/08)
Steals.....	5	Butler, Tyqea vs Mid-Continent (11/24/08)
Blocked Shots.....	4	Katie Cezat vs Hillsdale (11/28/08)
Turnovers.....	7	Three times, last: Rooney, Jadee at Wisconsin-Parkside (12/6/08)
Fouls.....	5	Five times, last: Harnist, Amanda vs Kentucky Wesleyan (1/15/09)

## Quincy University Roster and Statistics (as of a.m. February 2, 2009)

No.	Name	Pos	Ht	Yr	Hometown (High School/Prev. School)
3	Lindsey Stellflue	F	5-11	Jr.	Seymour, WI (Seymour)
4	Kassidy Shuman	F	5-10	Fr.	Kahoka, MO (Clark County)
5	Renita Bunte (REE-nita BUN-tea)	G	5-6	Fr.	Payson, IL (Quincy Notre Dame)
10	Whintae Irby (WIN-tay)	G	5-6	Jr.	Peoria, IL (Woodruff/Ark.-Little Rock)
11	Jessica Keller	G	5-9	Sr.	Belle, MO (Belle)
12	Alex Roznowski	G	5-6	Sr.	Green Bay, WI (Southwest)
14	Megan Gavlick	F/C	6-1	Sr.	Granite City, IL (Granite City)
22	Sam Poppe (Pope)	G	5-8	Jr.	LeRoy, IL (LeRoy/John Wood C.C.)
23	Daryle Goldie	G	5-7	Fr.	Canton, MO (Clark County)
24	Jessica Vaughn	F	6-0	So.	Glasford, IL (Illini Bluffs)
25	Courtney Shuman	F	5-11	So.	Kahoka, MO (Clark County)
30	Janette Burgin (BURR-gin)	F	5-10	Jr.	Frankfort, IN (Clinton Prairie)
33	Bianca King	G	5-6	So.	Lansing, IL (Thornwood)
42	Justeen Koehler (KAY-ler)	F	5-10	Jr.	Goodland, KS (Goodland)
51	Michaela Young (Mick-A-luh)	F/C	6-1	Jr.	Omaha, NE (Omaha South)

**Head Coach:** J.D. Gravina (2<sup>nd</sup> Year)

**Assistant Coach:** Brittany Carper (2<sup>nd</sup> Year)

RECORD:	OVERALL	HOME	AWAY	NEUTRAL
ALL GAMES.....	(18-3)	(10-0)	(7-1)	(1-2)
CONFERENCE.....	(10-1)	(5-0)	(5-1)	(0-0)
NON-CONFERENCE.....	(8-2)	(5-0)	(2-0)	(1-2)

DATE	TIME	OPPONENT	SCORE	ATTEND	HIGH POINTS	HIGH REBOUNDS
11/15/08	5:15 pm	SAGINAW VALLEY	W 102-64	325	(23)Keller, Jessica	(9)Shuman, Courtney
11/16/08	4 pm	LINCOLN MEMORIAL	W 89-53	275	(22)Keller, Jessica	(8)Keller, Jessica
11/19/08	7:30 p.m.	at Truman	W 76-58	415	(13)Stellflue, Lindsey	(14)Stellflue, Lindsey
11/22/08	2 p.m.	SOUTHWEST BAPTIST	W 100-84	315	(29)Keller, Jessica	(9)Young, Michaela
11/24/08	5:15 pm	HANNIBAL-LAGRANGE COLLEGE	W 108-47	531	(20)Roznowski, Alex	(6)Gavlick, Megan
11/28/08	3:00 PM	at Metro State Women	W 67-38	133	(16)Keller, Jessica	(12)Keller, Jessica
11/29/08	1:00 PM	vs CSU-Pueblo	W 79-81	L 115	(24)Burgin, Janette	(10)Shuman, Courtney
12/04/08	5:15 pm	* MISSOURI-ST. LOUIS	W 96-57	457	(24)Keller, Jessica	(10)Keller, Jessica
12/06/08	1 pm	* ROCKHURST UNIVERSITY	W 108-75	314	(23)Keller, Jessica	(9)Keller, Jessica
12/18/08	6:15 PM	% vs Western Washington	W 64-82	L 110	(19)Keller, Jessica	(10)Shuman, Courtney
12/19/08	11:00 AM	% vs Central Washington	W 57-56	130	(16)Stellflue, Lindsey	(6)Young, Michaela
12/30/08	5:15 pm	ILLINOIS-SPRINGFIELD	W 92-68	218	(20)Roznowski, Alex	(6)Vaughn, Jessica
1/2/09	5:45 p.m.	* at Drury University	W 87-93	L 1188	(25)Stellflue, Lindsey	(5)Burgin, Janette
1/4/09	2:00 pm	* at Missouri S&T	W 78-55	850	(26)Keller, Jessica	(9)Keller, Jessica
1/10/09	1 p.m.	* at Lewis University	W 82-63	241	(20)Keller, Jessica	(11)Burgin, Janette
01/15/09	5:15 pm	* WISCONSIN-PARKSIDE	W 71-54	173	(30)Keller, Jessica	(8)Keller, Jessica
1/17/09	1:00PM CST	* at Saint Joseph's College	W 95-60	408	(23)Keller, Jessica	(9)Keller, Jessica
01/22/09	5:30 pm	* at Indianapolis	W 73-47	420	(19)Keller, Jessica	(6)Keller, Jessica
1/24/09	1 p.m.	* at Northern Kentucky	W 66-57	1722	(26)Keller, Jessica	(8)Shuman, Courtney
01/31/09	1 pm	* KENTUCKY WESLEYAN	W 87-61	1122	(19)Keller, Jessica	(13)Burgin, Janette
02/2/09	5:15 p.m.	* BELLARMINE	W 93-92	889	(19)Keller, Jessica	(6)Shuman, Courtney
						(11)Keller, Jessica

\* - Conference game

ATTENDANCE SUMMARY	GAMES	TOTALS	AVG/GAME
HOME.....	10	4619	462
AWAY.....	8	5377	672
NEUTRAL.....	3	355	118
TOTAL.....	21	10351	493

Season Box Score

##	Player	GP-GS	Min--Avg	---TOTAL---		---3-PTS---		FT-FTA	Pct	---REBOUNDS---				PF	FO	A	TO	Blk	Stl	Pts	Avg
				FG-FGA	Pct	3FG-FGA	Pct			Off	Def	Tot	Avg								
11	Keller, Jessica....	21-20	631 30.0	133-261	.510	13-33	.394	124-170	.729	45	99	144	6.9	44	0	94	79	10	87	403	19.2
	Conference-Only..	11-11	354 32.2	78-153	.510	7-17	.412	79-105	.752	28	60	88	8.0	27	0	51	44	5	46	242	22.0
03	Stellflue, Lindsey.	20-20	501 25.1	86-181	.475	23-56	.411	55-72	.764	36	53	89	4.5	31	0	30	35	4	23	250	12.5
	Conference-Only..	11-11	270 24.5	49-96	.510	15-32	.469	27-37	.730	21	23	44	4.0	18	0	18	16	1	17	140	12.7
12	Roznowski, Alex....	21-6	478 22.8	84-186	.452	62-141	.440	12-14	.857	11	46	57	2.7	37	0	35	45	1	28	242	11.5
	Conference-Only..	11-1	228 20.7	32-83	.386	26-70	.371	3-4	.750	6	14	20	1.8	20	0	17	26	1	13	93	8.5
30	Burgin, Janette....	21-21	474 22.6	76-202	.376	39-110	.355	26-36	.722	23	61	84	4.0	46	1	28	33	10	30	217	10.3
	Conference-Only..	11-11	251 22.8	33-104	.317	16-59	.271	14-18	.778	13	44	57	5.2	27	1	13	14	5	9	96	8.7
25	Shuman, Courtney...	20-17	421 21.1	61-125	.488	0-1	.000	22-34	.647	55	81	136	6.8	44	1	14	25	7	15	144	7.2
	Conference-Only..	11-10	263 23.9	42-85	.494	0-1	.000	14-20	.700	26	52	78	7.1	22	0	11	13	4	9	98	8.9
10	Irby, Whintae.....	21-21	564 26.9	55-133	.414	13-26	.500	6-10	.600	10	42	52	2.5	34	0	89	41	5	19	129	6.1
	Conference-Only..	11-11	295 26.8	32-63	.508	6-12	.500	3-5	.600	5	19	24	2.2	19	0	44	22	3	8	73	6.6
51	Young, Michaela....	21-0	231 11.0	30-57	.526	1-1	1.000	27-38	.711	31	45	76	3.6	35	0	3	22	7	5	88	4.2
	Conference-Only..	11-0	110 10.0	19-28	.679	0-0	.000	13-20	.650	17	21	38	3.5	15	0	2	11	3	2	51	4.6
05	Bunte, Renita.....	21-0	242 11.5	24-61	.393	16-42	.381	15-22	.682	13	29	42	2.0	21	0	40	16	0	16	79	3.8
	Conference-Only..	11-0	121 11.0	9-24	.375	5-15	.333	9-12	.750	2	18	20	1.8	13	0	22	7	0	6	32	2.9
24	Vaughn, Jessica....	21-0	240 11.4	27-66	.409	0-0	.000	15-23	.652	24	51	75	3.6	30	0	4	19	8	5	69	3.3
	Conference-Only..	11-0	140 12.7	17-38	.447	0-0	.000	8-14	.571	12	28	40	3.6	15	0	3	11	4	2	42	3.8
23	Goldie, Daryle....	16-0	73 4.6	13-32	.406	4-14	.286	5-6	.833	4	2	6	0.4	7	0	1	6	0	3	35	2.2
	Conference-Only..	7-0	30 4.3	6-12	.500	1-3	.333	3-3	1.000	2	0	2	0.3	6	0	0	4	0	2	16	2.3
14	Gavlick, Megan.....	18-0	116 6.4	14-25	.560	0-0	.000	9-12	.750	10	16	26	1.4	21	0	5	6	2	5	37	2.1
	Conference-Only..	8-0	44 5.5	7-12	.583	0-0	.000	6-7	.857	5	2	7	0.9	6	0	2	2	0	1	20	2.5
42	Koehler, Justeen...	16-0	88 5.5	14-29	.483	0-0	.000	4-12	.333	10	16	26	1.6	12	0	1	6	7	2	32	2.0
	Conference-Only..	7-0	32 4.6	6-12	.500	0-0	.000	3-6	.500	3	9	12	1.7	5	0	0	1	3	1	15	2.1
22	Poppe, Sam.....	13-0	59 4.5	2-6	.333	0-2	.000	17-24	.708	7	9	16	1.2	7	0	7	8	0	5	21	1.6
	Conference-Only..	7-0	26 3.7	2-3	.667	0-0	.000	7-9	.778	3	5	8	1.1	3	0	4	4	0	1	11	1.6
04	Shuman, Cassidy...	14-0	53 3.8	4-16	.250	2-6	.333	7-8	.875	3	11	14	1.0	5	0	7	7	0	1	17	1.2
	Conference-Only..	7-0	22 3.1	1-5	.200	0-1	.000	3-4	.750	1	4	5	0.7	3	0	3	4	0	0	5	0.7
33	King, Bianca.....	12-0	28 2.3	3-10	.300	1-2	.500	0-3	.000	1	6	7	0.6	3	0	1	6	0	2	7	0.6
	Conference-Only..	7-0	13 1.9	1-4	.250	0-0	.000	0-2	.000	1	1	2	0.3	2	0	0	1	0	1	2	0.3
23	Lumley, Samantha...	1-0	2 2.0	0-0	.000	0-0	.000	0-0	.000	0	1	1	1.0	0	0	0	0	0	0	0	0.0
	Conference-Only..	1-0	2 2.0	0-0	.000	0-0	.000	0-0	.000	0	1	1	1.0	0	0	0	0	0	0	0	0.0
	TEAM.....									27	30	57	2.7	0		2					
	Conference-Only..									13	16	29	2.6	0		1					
	<b>Total.....</b>	<b>21</b>	<b>4201</b>	<b>626-1390</b>	<b>.450</b>	<b>174-434</b>	<b>.401</b>	<b>344-484</b>	<b>.711</b>	<b>310</b>	<b>598</b>	<b>908</b>	<b>43.2</b>	<b>377</b>	<b>2</b>	<b>359</b>	<b>356</b>	<b>61</b>	<b>246</b>	<b>1770</b>	<b>84.3</b>
	Conference-Only..	11	2201	334-722	.463	76-210	.362	192-266	.722	158	317	475	43.2	201	1	190	181	29	118	936	85.1
	<b>Opponents.....</b>	<b>21</b>	<b>4199</b>	<b>456-1246</b>	<b>.366</b>	<b>134-423</b>	<b>.317</b>	<b>299-434</b>	<b>.689</b>	<b>265</b>	<b>526</b>	<b>791</b>	<b>37.7</b>	<b>389</b>	<b>-</b>	<b>252</b>	<b>488</b>	<b>56</b>	<b>167</b>	<b>1345</b>	<b>64.0</b>
	Conference-Only..	11	2199	242-645	.375	70-222	.315	160-234	.684	125	269	394	35.8	207	4	137	244	31	94	714	64.9

SCORE BY PERIODS:

	1st	2nd	Total
Quincy University.....	866	904	- 1770
Opponents.....	609	736	- 1345

DEADBALL REBOUNDS:

	OFF	DEF	TOTAL
Quincy.....	61	6	67
Opponents.....	56	6	62

TEAM STATISTICS	QU	OPP	DATE	OPPONENT	W/L	SCORE	ATTEND
SCORING.....	1770	1345	11/15/08	SAGINAW VALLEY ST.	W	102-64	325
Points per game.....	84.3	64.0	11/16/08	LINCOLN MEMORIAL	W	89-53	275
Scoring margin.....	+20.2	-	11/19/08	at Truman State	W	76-58	415
FIELD GOALS-ATT.....	626-1390	456-1246	11/22/08	SOUTHWEST BAPTIST	W	100-84	315
Field goal pct.....	.450	.366	11/24/08	HANNIBAL-LAGRANGE	W	108-47	531
3 POINT FG-ATT.....	174-434	134-423	11/28/08	at Metro State	W	67-38	133
3-point FG pct.....	.401	.317	11/29/08	vs Colorado St.-Pueblo	L	79-81	115
3-pt FG made per game.....	8.3	6.4	*12/04/08	MISSOURI-ST. LOUIS	W	96-57	457
FREE THROWS-ATT.....	344-484	299-434	*12/06/08	ROCKHURST	W	108-75	314
Free throw pct.....	.711	.689	12/18/08	vs Western Washington	L	64-82	110
REBOUNDS.....	908	791	12/19/08	vs Central Washington	W	57-56	130
Rebounds per game.....	43.2	37.7	12/30/08	ILLINOIS-SPRINGFIELD	W	92-68	218
Rebounding margin.....	+5.6	-	*1/2/09	at Drury	L	87-93	1188
ASSISTS.....	359	252	*1/4/09	at Missouri S&T	W	78-55	850
Assists per game.....	17.1	12.0	*1/10/09	at Lewis	W	82-63	241
TURNOVERS.....	356	488	*01/15/09	UW-PARKSIDE	W	71-54	173
Turnovers per game.....	17.0	23.2	*1/17/09	at Saint Joseph's	W	95-60	408
Turnover margin.....	+6.3	-	*01/22/09	at Indianapolis	W	73-47	420
Assist/turnover ratio.....	1.0	0.5	*1/24/09	at Northern Kentucky	W	66-57	1722
STEALS.....	246	167	*01/31/09	KENTUCKY WESLEYAN	W	87-61	1122
Steals per game.....	11.7	8.0	*02/2/09	BELLARMINE	W	93-92	889
BLOCKS.....	61	56	* denotes conference game				
Blocks per game.....	2.9	2.7					
WINNING STREAK.....	8	-					
Home win streak.....	10	-					
ATTENDANCE.....	4619	5732					
Home games-Avg/Game.....	10-462	8-672					
Neutral site-Avg/Game.....	-	3-118					

SCORE BY PERIODS:

	1st	2nd	Total
Quincy University.....	866	904	- 1770
Opponents.....	609	736	- 1345

## Quincy University vs. Bellarmine University (February 2, 2009)

### Official Basketball Box Score

Bellarmino Universit vs Quincy University

02/02/09 5:15 pm at Quincy, Illinois

VISITORS: Bellarmine Universit 13-7 (5-6)

##	Player Name	TOT-FG 3-PT			REBOUNDS			PF	TP	A	TO	BLK	S	MIN
		FG-FGA	FG-FGA	F'T-F'TA	OF	DE	TOT							
12	Hughes, Allison..... *	3-11	2-7	3-4	0	2	2	5	11	7	4	0	1	33
15	Kopple, Taylor..... *	5-8	0-0	3-6	4	5	9	2	13	2	4	0	4	38
24	Brady, Kylie..... *	0-4	0-4	1-2	0	4	4	4	1	4	4	0	0	30
32	Beaven, Dana..... *	3-5	1-2	2-2	2	3	5	4	9	0	1	0	2	16
40	Nicols, Shawna..... *	7-16	4-5	6-6	1	12	13	3	24	3	3	0	0	35
11	Bennett, Trisha.....	8-12	7-11	3-4	1	3	4	1	26	1	3	0	1	30
22	Donnelly, Lara.....	0-1	0-1	0-0	0	0	0	0	0	0	1	0	0	4
23	Matheis, Allison....	0-0	0-0	0-0	0	1	1	2	0	0	1	0	0	2
25	Uebelhor, Randi.....	1-2	0-0	0-0	1	1	2	2	2	0	0	0	0	6
30	Sheeran, Samantha...	2-3	2-3	0-0	0	0	0	0	6	0	0	0	0	6
TEAM.....					3		3							
Totals.....		29-62	16-33	18-24	12	31	43	23	92	17	21	0	8	200

TOTAL FG% 1st Half: 18-36 50.0%    2nd Half: 11-26 42.3%    Game: 46.8%    DEADB  
 3-Pt. FG% 1st Half: 10-19 52.6%    2nd Half: 6-14 42.9%    Game: 48.5%    REBS  
 F Throw % 1st Half: 6-10 60.0%    2nd Half: 12-14 85.7%    Game: 75.0%    1

HOME TEAM: Quincy University 18-3 (10-1)

##	Player Name	TOT-FG 3-PT			REBOUNDS			PF	TP	A	TO	BLK	S	MIN
		FG-FGA	FG-FGA	F'T-F'TA	OF	DE	TOT							
03	Stellflue, Lindsey.. *	4-11	2-7	2-3	2	1	3	1	12	4	1	0	3	28
10	Irby, Whintae..... *	3-5	1-1	0-0	0	0	0	2	7	7	2	0	1	36
11	Keller, Jessica..... *	6-15	0-1	7-12	1	10	11	1	19	7	6	0	3	36
25	Shuman, Courtney.... *	4-12	0-0	2-4	4	4	8	3	10	0	1	0	1	27
30	Burgin, Janette..... *	2-10	0-6	2-2	2	3	5	4	6	0	0	0	0	22
05	Bunte, Renita.....	0-1	0-1	0-0	1	0	1	0	0	0	1	0	0	8
12	Roznowski, Alex.....	6-10	6-10	0-0	0	0	0	2	18	1	3	1	0	20
24	Vaughn, Jessica.....	2-3	0-0	0-0	2	3	5	1	4	0	2	1	0	11
51	Young, Michaela.....	6-6	0-0	5-7	1	4	5	2	17	0	1	0	1	12
TEAM.....					2		1		3					
Totals.....		33-73	9-26	18-28	15	26	41	16	93	19	17	2	9	200

TOTAL FG% 1st Half: 20-41 48.8%    2nd Half: 13-32 40.6%    Game: 45.2%    DEADB  
 3-Pt. FG% 1st Half: 6-18 33.3%    2nd Half: 3-8 37.5%    Game: 34.6%    REBS  
 F Throw % 1st Half: 9-13 69.2%    2nd Half: 9-15 60.0%    Game: 64.3%    4

Officials: Marc Briney, Missy Brooks and Mike Widen

Technical fouls: Bellarmine Universit-TEAM. Quincy University-None.

Attendance: 889

Score by Periods	1st	2nd	Total
Bellarmino Universit.....	52	40	- 92
Quincy University.....	55	38	- 93

Points in the paint-BU 24,QU 36. Points off turnovers-BU 17,QU 22.

2nd chance points-BU 15,QU 20. Fast break points-BU 2,QU 11.

Bench points-BU 34,QU 39. Score tied-4 times. Lead changed-2 times.

Last FG-BU 2nd-00:05, QU 2nd-03:51.

Largest lead-BU by 5 1st-03:36, QU by 12 1st-11:25.

## Drury University Roster and Statistics (as of a.m. February 5, 2009)

No.	FULL NAME	POS.	HT.	CL.	HOMETOWN (PREVIOUS SCHOOLS)
1	Melanie Oliver	F/C	5-11	Jr.	Glen Allen, VA (Manchester/Glenville State)
3	Rachelle Spaulding	G	5-9	So.	Marshfield, MO (Conway)
10	Sarah Tipton	G	5-7	Jr.	Springfield, MO (Catholic)
12	Erica Groose (like Goose)	F/C	6-1	Fr.	Eugene, MO (Helias)
14	Hannah Carter	G	5-6	Jr.	Springfield, MO (Kickapoo)
21	Kassie Walker	G	5-9	Fr.	Ironton, MO (Arcadia Valley)
23	Ja'Nell Jones (Ja-nell)	G	5-4	So.	Chesterfield, VA (Manchester)
24	Sara Bos (like Boss)	F	6-1	Jr.	Billings, MO (Billings)
25	Lindsay Ballweg	G/F	5-10	Jr.	Shawnee, KS (St. Thomas Aquinas/ Kansas)
32	Katie Pritchard	G	5-7	Fr.	Waynesville, MO (Waynesville)
33	Liz Moriondo (More-e-on-doe)	G	5-8	Fr.	Mt. Vernon, MO (Mt. Vernon)
34	Sara Jane Plemmons	F	5-10	Fr.	Marshfield, MO (Marshfield)
44	Caitlin Shouse (like house)	F	6-1	Jr.	Greenfield, MO (Greenfield)

**Head Coach:** Steve Harold (2<sup>nd</sup> Year);

**Assistant Coaches:** Shelly Jones (2<sup>nd</sup> Year), John Nicolais (1<sup>st</sup> Year)

**Graduate Assistant Coach:** Erin Hendrickson (1<sup>st</sup> Year)

RECORD:	OVERALL	HOME	AWAY	NEUTRAL
ALL GAMES.....	(14-6)	(9-1)	(4-4)	(1-1)
CONFERENCE.....	(8-2)	(4-1)	(4-1)	(0-0)
NON-CONFERENCE.....	(6-4)	(5-0)	(0-3)	(1-1)

DATE	TIME	OPPONENT	SCORE	ATTEND	HIGH POINTS	HIGH REBOUNDS
11/17/08	7 p.m.	NORTHEASTERN STATE	W 75-65	1153	(18)Ballweg, Lindsay	(10)Bos, Sara
11/21/08	6 p.m.	CHRISTIAN BROTHERS	W 82-64	1007	(17)Jones, Ja'Nell	(8)Shouse, Caitlin
11/22/08	4 p.m.	GRAND VALLEY STATE	W 73-62	1288	(22)Oliver, Melanie	(7)Bos, Sara
11/25/08	5:30 p.m.	at Washburn	62-84 L	2218	(15)Pritchard, Katie	(5)Ballweg, Lindsay
11/28/08	2:00 p.m.	vs UTW	39-57 L	125	(8)Shouse, Caitlin	(5)Oliver, Melanie
11/29/08	6:00 p.m.	at WTAMU	62-80 L	1310	(8)Pritchard, Katie	(5)Bos, Sara
12/4/08	6 p.m.	MARYVILLE	W 92-41	1014	(18)Ballweg, Lindsay	(8)Oliver, Melanie
12/6/08	1:00 pm	* at Missouri S&T	W 77-63	1000	(17)Pritchard, Katie	(13)Shouse, Caitlin
12/10/08	7 p.m.	HENDERSON STATE	W 90-62	1008	(26)Ballweg, Lindsay	(11)Oliver, Melanie
12/19/08	5:00 p.m.	vs CSU San Bernardino	W 68-53	203	(18)Pritchard, Katie	(13)Oliver, Melanie
12/20/08	7:05 p.m.	at UC San Diego	61-86 L	361	(19)Oliver, Melanie	(16)Oliver, Melanie
1/2/09	5:45 p.m.	* QUINCY	W 93-87	1188	(17)Shouse, Caitlin	(7)Shouse, Caitlin
1/4/09	3:15 p.m.	* LEWIS	W 78-63	1066	(21)Oliver, Melanie	(9)Oliver, Melanie
1/8/09	5:30 p.m.	* at Wisconsin-Parkside	72-75 L	373	(20)Ballweg, Lindsay	(8)Oliver, Melanie
1/10/09	1:00 PM CST	* at Saint Joseph's College	W 78-60	388	(20)Jones, Ja'Nell	(4)Bos, Sara
1/15/09	5:45 p.m.	* INDIANAPOLIS	W 74-52	1074	(15)Oliver, Melanie	(4)Oliver, Melanie
1/17/09	3:15 p.m.	* NORTHERN KENTUCKY	63-65 LOT	1504	(19)Oliver, Melanie	(11)Oliver, Melanie
1/22/09	5:51PM	* at BELLARMINE	W 80-77	524	(18)Oliver, Melanie	(8)Jones, Ja'Nell
1/24/09	1:00	* at Kentucky Wesleyan	W 57-54	400	(18)Oliver, Melanie	(8)Groose, Erica
1/31/09	1 p.m.	* MISSOURI-ST. LOUIS	W 80-71	1314	(16)Ballweg, Lindsay	(7)Ballweg, Lindsay

\* - Conference game

ATTENDANCE SUMMARY	GAMES	TOTALS	AVG/GAME
HOME.....	10	11616	1162
AWAY.....	8	6574	822
NEUTRAL.....	2	328	164
TOTAL.....	20	18518	926

# Season Box Score

##	Player	GP-GS	Min--Avg	---TOTAL---		---3-PTS---		FT-FTA	Pct	---REBOUNDS---				PF	FO	A	TO	Blk	Stl	Pts	Avg
				FG-FGA	Pct	3FG-FGA	Pct			Off	Def	Tot	Avg								
25	Ballweg, Lindsay...	20-19	566 28.3	99-243	.407	41-106	.387	43-47	.915	12	56	68	3.4	56	1	48	71	14	23	282	14.1
	Conference-Only..	10-10	305 30.5	57-131	.435	32-69	.464	22-26	.846	7	33	40	4.0	31	1	25	28	8	11	168	16.8
01	Oliver, Melanie....	20-19	508 25.4	97-192	.505	0-0	.000	54-85	.635	64	99	163	8.2	58	2	27	44	5	49	248	12.4
	Conference-Only..	10-10	282 28.2	55-110	.500	0-0	.000	25-40	.625	42	54	96	9.6	29	1	16	22	1	19	135	13.5
32	Pritchard, Katie...	20-15	551 27.6	79-173	.457	29-70	.414	39-45	.867	12	33	45	2.3	26	0	53	46	6	16	226	11.3
	Conference-Only..	10-10	308 30.8	36-101	.356	16-42	.381	24-29	.828	6	18	24	2.4	14	0	30	18	4	7	112	11.2
23	Jones, Ja'Nell.....	17-17	450 26.5	61-130	.469	15-26	.577	41-47	.872	16	33	49	2.9	27	0	70	39	3	27	178	10.5
	Conference-Only..	10-10	283 28.3	40-79	.506	9-13	.692	25-30	.833	8	23	31	3.1	15	0	49	23	1	15	114	11.4
44	Shouse, Caitlin....	20-15	342 17.1	73-114	.640	0-0	.000	33-44	.750	41	53	94	4.7	39	0	21	21	7	10	179	9.0
	Conference-Only..	10-10	163 16.3	31-54	.574	0-0	.000	11-15	.733	22	17	39	3.9	15	0	11	9	3	4	73	7.3
12	Groose, Erica.....	20-1	304 15.2	38-65	.585	2-5	.400	26-41	.634	26	46	72	3.6	26	0	17	44	4	13	104	5.2
	Conference-Only..	10-0	148 14.8	15-31	.484	0-1	.000	9-18	.500	15	28	43	4.3	9	0	8	17	3	7	39	3.9
24	Bos, Sara.....	20-5	424 21.2	24-80	.300	10-40	.250	9-17	.529	23	54	77	3.9	37	0	19	23	8	13	67	3.4
	Conference-Only..	10-0	215 21.5	17-36	.472	8-22	.364	1-3	.333	7	26	33	3.3	20	0	8	12	4	7	43	4.3
14	Carter, Hannah.....	20-8	452 22.6	19-63	.302	4-19	.211	21-33	.636	7	22	29	1.5	46	0	63	35	6	27	63	3.2
	Conference-Only..	10-0	201 20.1	8-27	.296	2-8	.250	7-12	.583	4	9	13	1.3	21	0	30	14	3	11	25	2.5
33	Moriondo, Liz.....	20-1	218 10.9	19-62	.306	16-50	.320	8-11	.727	5	12	17	0.9	19	0	14	11	0	10	62	3.1
	Conference-Only..	10-0	72 7.2	7-22	.318	5-16	.313	4-5	.800	1	6	7	0.7	7	0	5	5	0	1	23	2.3
21	Walker, Kassie.....	18-0	129 7.2	11-25	.440	4-12	.333	9-16	.563	7	15	22	1.2	13	0	4	8	2	6	35	1.9
	Conference-Only..	8-0	43 5.4	5-8	.625	3-4	.750	7-10	.700	5	1	6	0.8	2	0	2	2	0	2	20	2.5
22	Palan, Jillian.....	8-0	31 3.9	3-8	.375	0-0	.000	0-0	.000	1	5	6	0.8	4	0	4	0	3	6	0.8	
	Conference-Only..	0-0	0+ 0.0	0-0	.000	0-0	.000	0-0	.000	0	0	0	0.0	0	0	0	0	0	0	0	0.0
10	Tipton, Sarah.....	10-0	38 3.8	1-3	.333	1-1	1.000	1-4	.250	3	0	3	0.3	7	0	3	6	0	2	4	0.4
	Conference-Only..	2-0	6 3.0	0-1	.000	0-0	.000	0-0	.000	0	0	0	0.0	1	0	0	0	0	0	0	0.0
03	Spaulding, Rachelle	7-0	15 2.1	0-0	.000	0-0	.000	2-2	1.000	0	1	1	0.1	2	0	0	1	0	0	2	0.3
	Conference-Only..	1-0	1 1.0	0-0	.000	0-0	.000	0-0	.000	0	0	0	0.0	0	0	0	0	0	0	0	0.0
	TEAM.....									16	25	41	2.1	0		5					
	Conference-Only..									10	13	23	2.3	0		4					
	<b>Total.....</b>	<b>20</b>	<b>4028</b>	<b>524-1158</b>	<b>.453</b>	<b>122-329</b>	<b>.371</b>	<b>286-392</b>	<b>.730</b>	<b>233</b>	<b>454</b>	<b>687</b>	<b>34.3</b>	<b>360</b>	<b>3</b>	<b>339</b>	<b>358</b>	<b>55</b>	<b>199</b>	<b>1456</b>	<b>72.8</b>
	Conference-Only..	10	2027	271-600	.452	75-175	.429	135-188	.718	127	228	355	35.5	164	2	184	154	27	84	752	75.2
	<b>Opponents.....</b>	<b>20</b>	<b>4025</b>	<b>475-1125</b>	<b>.422</b>	<b>107-321</b>	<b>.333</b>	<b>264-360</b>	<b>.733</b>	<b>245</b>	<b>451</b>	<b>696</b>	<b>34.8</b>	<b>362</b>	<b>-</b>	<b>272</b>	<b>421</b>	<b>51</b>	<b>153</b>	<b>1321</b>	<b>66.1</b>
	Conference-Only..	10	2025	250-581	.430	66-186	.355	101-145	.697	122	223	345	34.5	165	1	154	186	28	64	667	66.7

SCORE BY PERIODS:	1st	2nd	OT	Total
Drury University.....	665	787	4	1456
Opponents.....	657	658	6	1321

DEADBALL REBOUNDS:	OFF	DEF	TOTAL
Drury University.....	48	8	56
Opponents.....	37	8	45

TEAM STATISTICS	DWU	OPP	DATE	OPPONENT	W/L	SCORE	ATTEND
SCORING.....	1456	1321	11/17/08	NORTHEASTERN STATE	W	75-65	1153
Points per game.....	72.8	66.1	11/21/08	CHRISTIAN BROTHERS	W	82-64	1007
Scoring margin.....	+6.8	-	11/22/08	GRAND VALLEY STATE	W	73-62	1288
FIELD GOALS-ATT.....	524-1158	475-1125	11/25/08	at Washburn	L	62-84	2218
Field goal pct.....	.453	.422	11/28/08	vs Tampa	L	39-57	125
3 POINT FG-ATT.....	122-329	107-321	11/29/08	at West Texas A&M	L	62-80	1310
3-point FG pct.....	.371	.333	12/4/08	MARYVILLE	W	92-41	1014
3-pt FG made per game.....	6.1	5.4	*12/6/08	at Missouri S&T	W	77-63	1000
FREE THROWS-ATT.....	286-392	264-360	12/10/08	HENDERSON STATE	W	90-62	1008
Free throw pct.....	.730	.733	12/19/08	vs CSU San Bernadino	W	68-53	203
F-Throws made per game.....	14.3	13.2	12/20/08	at UC San Diego	L	61-86	361
REBOUNDS.....	687	696	*1/2/09	QUINCY	W	93-87	1188
Rebounds per game.....	34.3	34.8	*1/4/09	LEWIS	W	78-63	1066
Rebounding margin.....	-0.4	-	*01-08-09	at UW-Parkside	L	72-75	373
ASSISTS.....	339	272	*1/10/09	at Saint Joseph's	W	78-60	388
Assists per game.....	17.0	13.6	*1/15/09	INDIANAPOLIS	W	74-52	1074
TURNOVERS.....	358	421	*1/17/09	NORTHERN KENTUCKY	LOT	63-65	1504
Turnovers per game....	17.9	21.1	*01/22/09	at Bellarmine	W	80-77	524
Turnover margin.....	+3.2	-	*01/24/09	at Kentucky Wesleyan	W	57-54	400
Assist/turnover ratio.....	0.9	0.6	*1/31/09	MISSOURI-ST. LOUIS	W	80-71	1314
STEALS.....	199	153	* denotes conference game				
Steals per game.....	10.0	7.7					
BLOCKS.....	55	51					
Blocks per game.....	2.8	2.6					
ATTENDANCE.....	11616	6902					
Home games-Avg/Game...	10-1162	8-822					
Neutral site-Avg/Game..	-	2-164					

SCORE BY PERIODS:	1st	2nd	OT	Total
Drury University.....	665	787	4	1456
Opponents.....	657	658	6	1321

# Drury University vs. University of Missouri-St. Louis (January 31, 2009)

## Official Basketball Box Score

Missouri-St. Louis vs Drury University

1/31/09 1 p.m. at Springfield, Missouri/Weiser Gym

VISITORS: Missouri-St. Louis 5-15, 2-9 GLVC

##	Player Name	TOT-FG			3-PT			REBOUNDS			PF	TP	A	TO	BLK	S	MIN
		FG-FGA	FG-FGA	F'T-F'TA	OF	DE	TOT										
12	Hulbert, Kelcy..... *	0-3	0-0	0-0	0	0	0	1	0	1	1	0	0	0	0	8	
21	Mitchell, Kelly..... *	3-10	2-6	0-0	1	5	6	0	8	2	1	0	1	0	1	26	
22	White, Kristi..... *	5-9	2-2	5-5	3	0	3	3	17	1	4	0	2	2	29		
24	Moody, Caitlyn..... *	6-10	1-3	2-2	2	2	4	4	15	0	2	0	1	0	1	26	
32	Deckard, Hailee..... *	6-11	0-1	2-4	1	2	3	0	14	4	7	1	2	2	30		
02	Robinson, Kiki.....	1-4	0-0	0-0	1	1	2	4	2	0	0	0	0	0	6		
03	Ransome, Lindsey....	3-5	3-5	2-3	0	3	3	3	11	0	1	0	0	0	25		
15	Carter, Kelly.....	1-3	1-2	0-0	0	0	0	1	3	2	0	0	0	0	10		
20	Shalenko, Lacey.....	0-1	0-0	0-0	0	1	1	0	0	0	0	0	0	1	6		
23	Coggins, Montrice...	0-1	0-0	0-0	0	1	1	0	0	3	1	0	0	0	11		
25	Ford, Barissa.....	0-0	0-0	0-0	0	0	0	0	0	0	0	0	1	2			
33	Prosser, Chelsea....	0-1	0-0	1-2	2	1	3	1	1	0	1	0	0	0	12		
44	Ndorongo, Alisa.....	0-1	0-0	0-0	0	2	2	1	0	0	0	0	0	0	9		
	Team.....																
	Totals.....	25-59	9-19	12-16	10	18	28	18	71	13	18	1	8	200			

TOTAL FG% 1st Half: 14-31 45.2%      2nd Half: 11-28 39.3%      Game: 42.4%      DEADB  
 3-Pt. FG% 1st Half: 6-13 46.2%      2nd Half: 3-6 50.0%      Game: 47.4%      REBS  
 F Throw % 1st Half: 4-4 100 %      2nd Half: 8-12 66.7%      Game: 75.0%      2

HOME TEAM: Drury University 14-6, 8-2 GLVC

##	Player Name	TOT-FG			3-PT			REBOUNDS			PF	TP	A	TO	BLK	S	MIN
		FG-FGA	FG-FGA	F'T-F'TA	OF	DE	TOT										
01	Oliver, Melanie..... *	1-5	0-0	4-6	6	9	15	3	6	3	6	0	2	2	26		
23	Jones, Ja'Nell..... *	3-6	2-4	1-2	1	4	5	0	9	5	1	0	0	26			
25	Ballweg, Lindsay.... *	6-14	3-8	1-2	3	3	6	5	16	3	1	1	1	31			
32	Pritchard, Katie.... *	4-10	3-6	2-2	0	0	0	1	13	5	3	0	2	30			
44	Shouse, Caitlin..... *	4-5	0-0	1-2	1	1	2	2	9	1	2	0	1	15			
12	Groose, Erica.....	1-5	0-0	2-2	2	2	4	1	4	0	1	0	1	15			
14	Carter, Hannah.....	0-2	0-1	2-2	0	1	1	3	2	2	3	0	1	15			
21	Walker, Kassie.....	4-5	2-2	4-6	5	0	5	0	14	0	1	0	2	14			
24	Bos, Sara.....	2-4	0-1	0-0	2	5	7	2	4	1	0	1	0	22			
33	Moriondo, Liz.....	1-5	1-4	0-0	0	0	0	0	3	1	1	0	0	6			
	TEAM.....				1	1	2				1						
	Totals.....	26-61	11-26	17-24	21	26	47	17	80	21	20	2	10	200			

TOTAL FG% 1st Half: 14-33 42.4%      2nd Half: 12-28 42.9%      Game: 42.6%      DEADB  
 3-Pt. FG% 1st Half: 5-12 41.7%      2nd Half: 6-14 42.9%      Game: 42.3%      REBS  
 F Throw % 1st Half: 10-14 71.4%      2nd Half: 7-10 70.0%      Game: 70.8%      3

Officials: Randy Robertson, Steve Wilkins and Doug Klenc

Technical fouls: Missouri-St. Louis-None. Drury University-None.

Attendance: 1314

Score by Periods	1st	2nd	Total
Missouri-St. Louis.....	38	33	- 71
Drury University.....	43	37	- 80