



## 2008-09 USI Women's Basketball Game Notes

◆ February 13, 2009 ◆

**Media Contacts:** Ray Simmons, Sports Information Director (Office) 812/465-1622; (Home) 812/402-643  
Dan McDonnell, Asst. Sports Information Director (Office) 812/465-1121; (Home) 812/303-6287

### Upcoming Games

Sat., February 14: USI at #19 Quincy, 1 p.m. (PAC)\*

Thu., February 16: USI at Missouri-St. Louis, 5:30 p.m. (Mark Twain Bldg.)\*

\*Denotes GLVC contest; ^Denotes Senior Day; All Times are Central.

## USI Schedule & Results On the Air

### November

Sat. 1:	@ Indiana (Exhib.)	L 49-93
St. Edwards Shootout Austin, TX		
Sat. 15:	vs. Abilene Christian	L 53-80
Sun. 16:	vs. SE Oklahoma State	W 83-76
Sat. 22:	EDINBORO	W 88-80
Mon. 24:	MID-CONTINENT	W 79-55
Indianapolis Classic Indianapolis, IN		
Fri. 28:	vs. Hillsdale	L 55-70
Sat. 29:	vs. Grace	W 87-62

Radio: WSWI AM 820; WSPR 90.7 FM.

Internet: [www.820theedge.com](http://www.820theedge.com).

TV: TBA

### On the Web

USI Athletic web site: [www.usi.edu/sports](http://www.usi.edu/sports)

Women's Basketball: [www.usi.edu/sports/wbasket/wbasket.asp](http://www.usi.edu/sports/wbasket/wbasket.asp)

Live stats for home games: [www.usi.edu/sports/wbblive/xlive.htm](http://www.usi.edu/sports/wbblive/xlive.htm)

### Head Coach Rick Stein (10<sup>th</sup> Year)

USI/career record:	166-118 (.585)
GLVC record:	95-94 (.503)
Home record:	101-46 (.687)
Road record:	44-56 (.440)
Neutral record:	21-16 (.568)
Midwest Region record:	126-105 (.546)

### December

Thu. 4:	@ Lewis	L 61-69*
Sat. 6:	@ UW-Parkside	L 67-75*
Sat. 20:	ILLINOIS-SPRINGFIELD	W 62-55
Mon. 22:	TRUMAN STATE	W 67-50
Mon. 29:	WAYNE STATE (MI)	W 80-75

### USI in 2008-09

Overall record:	13-9 (.591)
GLVC record:	5-7 (.417)
Division Record:	3-2 (.600)
Home record:	10-4 (.714)
Road record:	1-3 (.250)
Neutral site record:	2-2 (.500)
Midwest Region record:	8-8 (.500)

### January

Fri. 2:	SAINT JOSEPH'S	W 78-56*
Sun. 4:	INDIANAPOLIS	L 68-93*
Thu. 8:	NORTHERN KENTUCKY	L 48-62*
Sat. 10:	@ Bellarmine	L 58-77*
Thu. 15:	KENTUCKY WESLEYAN	W 65-61*
Thu. 22:	MISSOURI-ST. LOUIS	W 92-73*
Sat. 24:	ROCKHURST	L 67-77*
Thu. 29:	@ Drury	ppd.*
Sat. 31:	@ Missouri S&T	W 79-75*

### USI's last time out

<b>Southern Indiana 94</b>	<b>Lake Erie 75</b>
Pts: A. Newhart, 19.	Pts: S. Rogers, 19.
Rbs: A. Williams, 11.	Rbs: A. Wagers, 12.
Asts: A. Newhart, 8.	Asts: B. Brusson, 3.
<b>Note:</b> A. Williams, 18 pts; E. Young, 15 pts, 4 asts, 4 stls.	

### February

Thu. 5:	QUINCY	L 61-71*
Sat. 7:	DRURY	W 90-86 (2ot)**^
Wed. 11:	LAKE ERIE	W 94-75
Sat. 14:	@ Quincy	1 p.m.*
Thu. 19:	@ Missouri-St. Louis	5:30 p.m.*
Sat. 21:	MISSOURI S&T	1 p.m.*!
Wed. 25:	@ Drury	5:45 p.m.*
Sat. 28:	@ Rockhurst	1 p.m.*

### Recap

USI used a 26-7 run to end the first half and a 6-0 run to begin the second period and build a 27-point advantage. After the Storm cut the Eagles' advantage to just eight points, the Eagles sealed the victory with a 15-0 run late in the contest.

### USI vs. Opponents

#### USI at #19 Quincy University Hawks (20-3, 12-1 GLVC)

-Series record: Quincy leads the all-time series tied, 17-16.

-Series since 2000: Quincy leads series, 14-6.

-First meeting: at USI 83, Quincy 76 (1988-89 season)

-Last year: Quincy 69, at USI 64 (1/24/08); at Quincy 89, USI 59 (2/23/08)

-This year: Quincy 71, at USI 61 (2/5/09)

#### USI at University of Missouri-St. Louis Tritons (5-18, 2-11 GLVC)

-Series record: USI leads the all-time series, 24-10.

-Series since 2000: USI leads the series, 15-4.

-First meeting: UMSL 86, at USI 51 (1981-82 season)

-Last year: USI 77, at UMSL 72 (1/3/08); at USI 78, UMSL 68 (3/1/08)

-This year: @USI 92, UMSL 73 (1/22/09)

GLVC Tournament March 5-8

Sites to be determined

Midwest Region Tournament March 13-16

Site to be determined

NCAA II Elite Eight March 25-28

Saint Joseph Civic Arena

Saint Joseph, Missouri

\*GLVC contest; ^Homecoming;!Senior Day.  
All times are Central.

## 2008-09 University of Southern Indiana Screaming Eagles

PLAYER	2008-09 Statistics			2008-09 Season Highs	USI Career Highs
	Pt.#	Reb.#	Ast.#		
 <p><b>#1 Rinesha Soaper</b>  <b>Pronunciation:</b> Rye-KNEE-shuh                      5'4"...Freshman...Guard  <b>Hometown:</b> Henderson, KY  <b>H.S.:</b> Henderson County</p>	8.7	1.6	1.0	<b>Pts:</b> 26-Wayne State, 12/29 <b>Reb:</b> 4-Edinboro, 11/22 <b>Ast:</b> 3-Three times, last on 1/31 <b>Stl:</b> 5-Three times, last on 1/15 <b>Double-figure scoring:</b> 8 <b>20-point outings:</b> 1	First Year at USI
 <p><b>#4 Cootie Leeberg</b>  <b>Pronunciation:</b> Coo-tee                      5'7"...Freshman...Guard  <b>Hometown:</b> Lombard, IL  <b>H.S.:</b> Montini Catholic</p>	1.4	0.9	1.1	<b>Pts:</b> 8-Bellarmine, 1/10 <b>Reb:</b> 4-Abilene Christian, 11/15 <b>Ast:</b> 4-Grace, 11/29 <b>Stl:</b> 2-Indianapolis, 1/4	First Year at USI
 <p><b>#13 Abby Williams</b>  <b>Pronunciation:</b> as sounds                      6'0"...Junior... Guard/Forward  <b>Hometown:</b> St. Joseph, IL  <b>H.S.:</b> St. Joseph-Ogden  <b>Last School:</b> Kankakee C.C.</p>	8.0	5.5	1.2	<b>Pts:</b> 18-Lake Erie, 2/11 <b>Reb:</b> 11-Twice, last on 2/11 <b>Ast:</b> 5-Edinboro, 11/22 <b>Stl:</b> 3-Three times, last 1/10 <b>Double-figure scoring:</b> 8 <b>Double-figure rebounding:</b> 3 <b>Double-Doubles:</b> 2	First Year at USI
 <p><b>#21 Ninette Evans</b>  <b>Pronunciation:</b> Neh-NET                      6'2"...Senior... Forward/Center  <b>Hometown:</b> Memphis, TN  <b>H.S.:</b> Trezevant  <b>Last School:</b> North Shoals C.C.</p>	7.1	5.3	0.3	<b>Pts:</b> 16-Lewis, 12/4 <b>Reb:</b> 12-Ill.-Springfield, 12/20 <b>Ast:</b> 2-Truman State, 12/22 <b>Stl:</b> 2-Three times, last on 2/11 <b>Double-figure scoring:</b> 8 <b>Double-figure rebounding:</b> 2 <b>Double-doubles:</b> 1	<b>Pts:</b> 16-Lewis, 12/4/08 <b>Reb:</b> 14-Lewis, 1/12/08 <b>Ast:</b> 2-Twice, last on 12/22/08 <b>Stl:</b> 3-Quincy, 1/24/08 <b>Double-figure scoring:</b> 11 <b>Double-figure rebounding:</b> 3 <b>Double-doubles:</b> 2
 <p><b>#22 Amie Newhart</b>  <b>Pronunciation:</b> as sounds                      5'6"...Sophomore...Guard  <b>Hometown:</b> Mulberry, IN  <b>H.S.:</b> Clinton Prairie</p>	11.0	2.5	3.2*	<b>Pts:</b> 19-Lake Erie, 2/11 <b>Reb:</b> 7-Hillsdale, 11/28 <b>Ast:</b> 8-Lake Erie, 2/11 <b>Stl:</b> 4-Lewis, 12/4 <b>Double-figure scoring:</b> 14	<b>Pts:</b> 19-Lake Erie, 2/11/09 <b>Reb:</b> 7-Twice, last on 11/28/08 <b>Ast:</b> 8-Lake Erie, 2/11/09 <b>Stl:</b> 5-UW-Parkside, 1/10/08 <b>Double-figure scoring:</b> 27
 <p><b>#23 Taylor Miller</b>  <b>Pronunciation:</b> as sounds                      5'10"...Freshman... Forward  <b>Hometown:</b> Anderson, IN  <b>H.S.:</b> Anderson</p>	3.1	1.9	0.9	<b>Pts:</b> 9-Hillsdale, 11/28 <b>Reb:</b> 4-Abilene Christian, 11/15 <b>Ast:</b> 2-Three times, last 12/22 <b>Stl:</b> 2-Twice, last on 12/20	First Year at USI
 <p><b>#24 Lauren Meneghetti</b>  <b>Pronunciation:</b> MEN-eh-get-EE                      5'10"...Sophomore... Guard  <b>Hometown:</b> Munster, IN  <b>H.S.:</b> Munster</p>	9.4	3.3	2.5	<b>Pts:</b> 26-SE Oklahoma St., 11/16 <b>Reb:</b> 8-Ill.-Springfield, 12/20 <b>Ast:</b> 8-Drury, 2/7 <b>Stl:</b> 4-Lewis, 12/4 <b>Double-figure scoring:</b> 10 <b>20-point outings:</b> 1	<b>Pts:</b> 26-SE Oklahoma St., 11/16/08 <b>Reb:</b> 8-Ill.-Springfield, 12/20/08 <b>Ast:</b> 5-Drury, 2/7/09 <b>Stl:</b> 4-Twice, last on 12/4/08 <b>Double-figure scoring:</b> 11 <b>20-point outings:</b> 1
 <p><b>#25 Lauren Luce</b>  <b>Pronunciation:</b> as sounds                      5'8"...Freshman... Guard  <b>Hometown:</b> Vincennes, IN  <b>H.S.:</b> South Knox</p>	0.0	0.0	0.0	<b>Pts:</b> n/a <b>Reb:</b> n/a <b>Ast:</b> n/a <b>Stl:</b> n/a	First Year at USI






**\*Team Leader; All averages listed are from last season at USI or at player's previous school for 1<sup>st</sup> year players.**

**Continued on next page...**

PLAYER	2008-09 Statistics			2008-09 Season Highs	USI Career Highs
	Pt.#	Reb.#	Ast.#		
 <b>#30 Ellen Young</b> Pronunciation: as sounds 5'5"...Sophomore... Guard Hometown: Salem, IL H.S.: Salem Community Last School: SIU Carbondale	14.0*	4.5	2.0	Pts: 22-Drury, 2/7 Reb: 12-Truman State, 12/22 Ast: 5-Twice, last on 2/7 Stl: 5-Grace, 11/29 Double-figure scoring: 16 20-point outings: 4 Double-figure rebounding: 2 Double-Doubles: 2	First Year at USI
 <b>#40 Courtney Perry</b> Pronunciation: as sounds 6'0"...Sophomore...F/C Hometown: Crown Point, IN H.S.: Crown Point	1.1	1.3	0.2	Pts: 6-Grace, 11/29 Reb: 4-Saint Joseph's, 1/2 Ast: 1-Three times, last on 2/11 Stl: 1-Four times, last on 2/11	Pts: 6-Grace, 11/29/08 Reb: 6-Twice (last on 12/15/07) Ast: 2-Twice (last on 2/7/08) Stl: 1-Seven times (last 2/11/09)
 <b>#43 Leigha Thompson</b> Pronunciation: Leah 6'2"...Freshman...F/C Hometown: Teutopolis, IL H.S.: Teutopolis (2007)	2.0	1.0	0.0	Pts: 2-Lake Erie, 2/11 Reb: 1-Lake Erie, 2/11 Ast: n/a Stl: n/a	First Year at USI
 <b>#44 Brittany Neuman</b> Pronunciation: New-men 6'2"...Senior...Forward/Center Hometown: Huntingburg, IN H.S.: Southridge	9.7	7.5*	0.6	Pts: 27-Rockhurst, 1/24 Reb: 14-Rockhurst, 1/24 Ast: 2-Three times, last 1/2 Stl: 3-Twice, last on 1/24 Double-figure scoring: 10 20-point outings: 3 Double-figure rebounding: 6 Double-Doubles: 4	Pts: 24-Rockhurst, 1/24/09 Reb: 14-Rockhurst, 1/24/09 Ast: 4-Rockhurst, 1/4/06 Stl: 3-Twice, last on 1/24/09 Double-figure scoring: 14 20-point outings: 3 Double-figure rebounding: 10 Double-Doubles: 7

\*Team Leader.

### 2008-09 Women's Basketball Coaching Staff

 <b>Rick Stein</b> Head Coach (10 <sup>th</sup> season) Pronunciation: Styne	 <b>Randa Gatling</b> Assistant Coach (10 <sup>th</sup> season) Pronunciation: Ran-da	 <b>Michelle Irwin</b> Assistant Coach (3 <sup>rd</sup> season) Pronunciation: as sounds
 <b>Jessica Grimaldo</b> Student Assistant Coach (1 <sup>st</sup> season) Pronunciation: Gri-MALL-doe	 <b>Kelci Prewitt</b> Manager (1 <sup>st</sup> season) Pronunciation: as sounds	

Possible Starters:	PPG	RPG	APG	Last Game
#1 Rinesha Soaper (5'4"...Fr...G...Henderson, KY)	8.7	1.6	1.0	2 pts, 1 stl
#13 Abby Williams (6'0"...Jr...G/F...St. Joseph, IL)	8.0	5.5	1.2	18 pts, 11 rbs, 1 blk
#22 Amie Newhart (5'6"...So...G...Mulberry, IN)	11.0	2.5	3.2*	19 pts, 2 rbs, 8 asts
#30 Ellen Young (5'5"...So...G...Salem, IL)	14.0*	4.5	2.0	15 pts, 5 rbs, 4 asts, 4 stls
#44 Brittany Neuman (6'2"...Sr...F/C...Huntingburg, IN)	9.7	7.5*	0.6	11 pts, 5 rbs

\*Team Leader; Last game was vs. Lake Erie (February 11, 2009).

## GLVC Standings (as of a.m. February 14, 2009)

East						
School	GLVC	Pct.	Div	Overall	Pct	Streak
UW-Parkside*	12-2	.857	7-1	16-7	.696	W4
Northern Kentucky*	11-2	.846	6-1	20-2	.909	W3
Lewis	8-5	.615	5-2	12-10	.545	W3
Indianapolis	8-6	.571	4-4	19-7	.731	L2
Bellarmine	7-7	.500	3-5	15-8	.652	W2
Kentucky Wesleyan	4-10	.286	2-6	9-14	.391	L6
Saint Joseph's	0-14	.000	0-8	0-23	.000	L23

West						
School	GLVC	Pct.	Div	Overall	Pct	Streak
Quincy*	12-1	.923	5-1	20-3	.870	W10
Drury	9-3	.750	4-1	15-7	.682	L1
<b>Southern Indiana</b>	<b>5-7</b>	<b>.417</b>	<b>3-2</b>	<b>13-9</b>	<b>.591</b>	<b>W2</b>
Missouri S&T	5-8	.385	3-3	12-10	.545	W3
Rockhurst	3-10	.231	1-5	9-15	.375	L4
Missouri-St. Louis	2-11	.154	1-5	5-18	.217	L4

\* Clinched GLVC Tournament Berth

## Latest Results

### February 7, 2009

Missouri S&T 87, Rockhurst 65  
 at Bellarmine 82, Saint Joseph's 57  
 UW-Parkside 72, at Kentucky Wesleyan 70 (ot)  
**at Southern Indiana 90, Drury 86 (2 ot)**  
 at Northern Kentucky 64, Indianapolis 56  
 Quincy 80, at Missouri-St. Louis 66

### February 10, 2009

at Missouri S&T 85, Illinois-Springfield 56  
 at Oakland City 74, Missouri-St. Louis 66  
 at Northern Kentucky 88, Lake Erie 52

### February 11, 2009

**at Southern Indiana 94, Lake Erie 75**

### February 12, 2009

Bellarmine 60, at Kentucky Wesleyan 43  
 at UW-Parkside 85, Saint Joseph's 56  
 at Lewis 71, Indianapolis 53

## Upcoming Schedule

### February 14, 2009

Kentucky Wesleyan at Northern Kentucky, Noon\*  
 Missouri S&T at Drury, 1 p.m.\*  
 Bellarmine at UW-Parkside, 1 p.m.\*  
 Rockhurst at Missouri-St. Louis, 1 p.m.\*  
 Saint Joseph's at Lewis, 1 p.m.\*  
**Southern Indiana at Quincy, 1 p.m.\***

### February 17, 2009

Missouri-St. Louis at Lincoln (Mo.), 7 p.m.

### February 18, 2009

UW-Parkside at Northern Kentucky, 4:30 p.m.

### February 19, 2009

Kentucky Wesleyan at Indianapolis, 4:30 p.m.  
 Lewis at Bellarmine, 4:30 p.m.  
**Southern Indiana at Missouri-St. Louis, 5:30 p.m.**  
 Rockhurst at Drury, 5:45 p.m.

### February 21, 2009

**Missouri S&T at Southern Indiana, 1 p.m.\***  
 Northern Kentucky at Saint Joseph's, 1 p.m.\*  
 Kentucky Wesleyan at Lewis, 1 p.m.\*  
 Quincy at Rockhurst, 1 p.m.\*  
 Drury at Missouri-St. Louis, 3 p.m.\*  
 Indianapolis at Bellarmine, 4:45 p.m.\*

## USI and GLVC opponents in the GLVC Rankings (as of a.m. 2/14/09)

Category	USI	QU
Scoring Offense:.....	71.9 (5 <sup>th</sup> )	83.5 (1 <sup>st</sup> )
Scoring Defense:.....	70.6 (10 <sup>th</sup> )	64.0 (t-3 <sup>rd</sup> )
Scoring Margin:.....	+1.3 (8 <sup>th</sup> )	+19.5 (1 <sup>st</sup> )
FT Percentage:.....	.746 (5 <sup>th</sup> )	.712 (9 <sup>th</sup> )
FG Percentage:.....	.409 (11 <sup>th</sup> )	.449 (7 <sup>th</sup> )
FG % Defense:.....	.458 (12 <sup>th</sup> )	.363 (2 <sup>nd</sup> )
3-pt. FG Percentage:.....	.337 (9 <sup>th</sup> )	.400 (2 <sup>nd</sup> )
3-pt. FG % Defense:.....	.348 (10 <sup>th</sup> )	.319 (3 <sup>rd</sup> )
Rebounding Off.:.....	37.4 (4 <sup>th</sup> )	43.5 (1 <sup>st</sup> )
Rebounding Def.:.....	35.9 (8 <sup>th</sup> )	37.7 (9 <sup>th</sup> )
Rebounding Margin:.....	+1.5 (7 <sup>th</sup> )	+5.7 (3 <sup>rd</sup> )
Blocked Shots:.....	2.4 (7 <sup>th</sup> )	3.0 (4 <sup>th</sup> )
Assists:.....	12.4 (12 <sup>th</sup> )	16.7 (2 <sup>nd</sup> )
Steals:.....	10.3 (2 <sup>nd</sup> )	11.6 (1 <sup>st</sup> )
Turnover Margin:.....	+2.2 (5 <sup>th</sup> )	+5.9 (1 <sup>st</sup> )
Assist/TO Ratio:.....	0.67 (12 <sup>th</sup> )	0.97 (2 <sup>nd</sup> )
Off. Rebounds:.....	14.6 (2 <sup>nd</sup> )	15.0 (1 <sup>st</sup> )
Def. Rebounds:.....	22.8 (10 <sup>th</sup> )	28.5 (3 <sup>rd</sup> )
3-pt. FGs Made:.....	6.2 (5 <sup>th</sup> )	8.1 (1 <sup>st</sup> )

## Regional Rankings

(as of 2/11/09)

1. Northern Kentucky
2. Michigan Tech
3. Hillsdale
4. Quincy
5. Northwood
6. Drury
7. Indianapolis
8. Grand Valley State
9. Wisconsin-Parkside
10. Ashland

\*Next poll due out  
 February 18.

For more on the GLVC, log onto [www.glvcsports.com](http://www.glvcsports.com); \*USI individuals in the GLVC rankings can be found in the game notes section.

Records when the Screaming Eagles are:	In 2008-09	Under Stein	In 2007-08	USA Today/ESPN D-II Top 25 Coaches Poll: As of February 10, 2009 (Poll #10)
Playing at the PAC:.....	10-4	101-46	8-8	<b>Rk School (1st votes)</b>
Playing on the Road:.....	1-3	44-56	1-8	1. Alaska-Anchorage (28)
Playing at a Neutral Site:.....	2-2	21-16	1-1	2. Fort Lewis
Playing at night:.....	9-5	107-76	7-9	3. Minnesota St.-Mankato
Playing during the day:.....	4-4	59-42	3-7	4. Northern Kentucky
Playing on Monday:.....	3-0	13-2	0-0	5. Hillsdale
Playing Tuesday:.....	0-0	12-1	1-0	6. California-Pennsylvania
Playing on Wednesday:.....	1-0	7-5	0-1	7. West Texas A&M
Playing on Thursday:.....	2-3	46-41	4-6	8. Emporia State
Playing on Friday:.....	1-1	10-10	0-1	9. Washburn
Playing on Saturday:.....	5-4	64-54	5-8	10. UC-San Diego
Playing on Sundays:.....	1-1	14-5	0-1	11. Indiana-Pennsylvania
Leading at the half:.....	12-2	140-29	9-5	12. Michigan Tech
Trailing at the half:.....	0-7	20-87	1-12	13. Central Oklahoma
Tied at the half:.....	1-0	6-2	0-0	14. Tusculum
Playing in overtime:.....	1-0	6-6	0-0	15. Francis Marion
Playing in November:.....	4-2	32-13	3-0	16. Saint Mary's
Playing in December:.....	3-2	47-18	2-4	17. Seattle Pacific
Playing in January:.....	4-4	36-45	2-7	18. District of Columbia
Playing in February:.....	2-1	42-34	2-6	19. Quincy
Playing in March:.....	0-0	9-8	1-0	20. Stonehill
Outshooting opponent:.....	9-0	126-23	10-8	21. Rollins
Being outshot by opponent:.....	4-9	39-95	0-9	22. Minnesota St.-Moorhead
Tie in shooting percentage:.....	0-0	1-0	0-0	23. Lenoir-Rhyne
Shooting 50 % or better:.....	4-0	49-3	3-0	24. Clayton State
Shooting less than 50 %:.....	9-9	117-115	17-17	25. Franklin Pierce
Outrebounding opponent:.....	10-3	98-44	9-10	
Being outrebounded:.....	1-6	54-69	1-6	<b>Dropped out:</b>
Tied in rebounding:.....	2-0	14-5	0-1	USC-Aiken, Delta State.
Opponent has more turnovers:.....	10-4	128-42	4-2	
USI has more turnovers:.....	3-3	31-67	5-14	<b>Others Receiving Votes:</b>
Teams were tied in turnovers:.....	0-2	7-9	1-1	Holy Family-52; Gannon-39; Clark Atlanta-35;
USI scores under 70 points:.....	3-9	28-85	4-15	Fayetteville St.-32; Virginia St.-32; Arkansas
USI scores 70-79 points:.....	3-0	49-25	3-2	Tech-26; Saint Cloud St.-25; USC-Aiken-23;
USI scores 80-89 points:.....	4-0	52-6	1-0	Delta St.-15; Georgia C.&St.U.-15; Ft. Valley
USI scores 90-99 points:.....	3-0	29-1	2-0	St.-13; Bentley-11; Ark.-Monticello-11;
USI scores 100 or more points:.....	0-0	9-1	0-0	Augustana-10; Molloy-10; Grand Valley St.-9 ;
USI vs. Division II Teams:.....	11-9	147-118	8-17	W. Georgia-8; Pittsburg St.-7; Northwood-6;
USI vs. Midwest Region:.....	8-8	126-105	6-16	American Int'l.-3; Indianapolis-3; Tampa-2;
USI vs. NAIA:.....	2-0	18-0	2-0	Drury-1.
USI vs. USCAA:.....	0-0	1-0	0-0	
USI vs. GLVC:.....	5-7	102-99	5-14	
USI vs. non-GLVC:.....	8-2	63-19	5-3	
USI vs. Top 25:.....	0-2	13-28	0-3	

### Coach Stein vs. the GLVC

Opponent	Record (Pct.)	Opponent	Record (Pct.)
Bellarmine.....	4-13 (.235)	Missouri-St. Louis.....	15-4 (.790)
Drury.....	2-5 (.287)	Northern Kentucky.....	6-12 (.333)
Indianapolis.....	5-10 (.333)	Quincy.....	6-14 (.300)
Kentucky Wesleyan.....	13-3 (.800)	Rockhurst.....	6-2 (.750)
Lewis.....	9-11 (.450)	Saint Joseph's.....	12-4 (.750)
Missouri S&T.....	1-6 (.143)	Wisconsin-Parkside.....	12-6 (.667)

### Screaming Eagles Game Notes

- **Pink Zone.** USI is asking fans to "Pack the PAC in Pink" February 21. The Screaming Eagles will wear pink uniforms in an effort to help raise awareness in the fight against breast cancer. More details will be released when available.
- **Game of runs, USI surges past Storm.** The Screaming Eagles used runs of 19-7, 33-7, and 15-0 to surge past Lake Erie Wednesday night. The Storm jumped out to an early six-point lead, but USI used a 19-7 run to open up its first lead of the game. After the Storm tied the contest at 27, the Eagles went on a 26-7 run to end the first half and a 7-0 run to begin the second half and open up their largest advantage of the contest. Lake Erie chiseled USI's lead down to eight point with six minutes remaining, but the Eagles closed the door on the Storm with a 15-0 run that increased their lead to 23 with two minutes left in the contest.
- **Career highs notched in win over Lake Erie.** Sophomore guard **Amie Newhart** and junior guard/forward **Abby Williams** recorded career

highs in USI's win over Lake Erie. Newhart had a career-best 19 points and eight assists, while Williams scored a USI career-high 18 points and tied her USI career-high with 11 rebounds.

- **Perfect Storm, Newhart has perfect marks against Lake Erie.** Sophomore guard **Amie Newhart** went 6-of-6 from the field, 3-of-3 from three-point range, and 4-of-4 from the charity stripe in USI's win over Lake Erie.
- **Season high.** USI's 94 points against Lake Erie was a season-high for the Eagles. It also was the highest point total the Eagles have recorded since they defeated Oakland City, 100-70, on December 31, 2005.
- **Helping hand.** The Eagles matched their season-high for assists Wednesday night against Lake Erie. USI racked up 20 assists, marking the second straight game it has finished with 20 assists and the third time this season.
- **Clear the bench.** USI played all 11 players that were in uniform Wednesday night against Lake Erie. Freshman forward/center **Leigha Thompson** and freshman guard **Lauren Luce** each saw the court for the first time in their collegiate careers.
- **Eagles best Drury in double-overtime thriller.** USI defeated Drury, 90-86, in double overtime Saturday, marking the Eagles' first double-overtime victory since they defeated Missouri-St. Louis, 99-76, on January 15, 2001. The Eagles outscored the Tritons, who were known as the Riverwomen at the time, 26-3 in the second overtime. USI had played in just one overtime game since that time, an 81-75 setback to SIU Edwardsville on February 15, 2007.
- **Seniors step up in big way against Drury.** Senior forward/centers **Brittany Neuman** and **Ninette Evans** stepped up in a big way against Drury on Saturday. Neuman scored 12 of her game-high 25 points in the two overtime periods, while Evans had a game-saving block, a game-winning lay-up, and a game-clinching block and rebound.
- **Neuman, Evans continue to give Eagles solid presence in post.** Senior forward/centers **Brittany Neuman** and **Ninette Evans** continue to provide the Eagles with a solid presence in the post. The two combined for 39 points and 20 rebounds against Drury and have combined to average 24.7 points and 13.0 rebounds per contest in the last seven games.
- **Newhart seals victory at free throw line.** Sophomore guard **Amie Newhart**, who averaged 14.0 points and 2.5 assists last week, clinched USI's victory over Drury by connecting on a pair of free throws with 5.3 seconds remaining in the game. Newhart, who had 16 points in the win, went 4-of-4 from the free throw line and has connected on 16 of her last 18 attempts from the charity stripe.
- **Meneghetti had big week.** Sophomore guard **Lauren Meneghetti** averaged 10.5 points and 5.0 assists against Quincy and Drury last week. She had a career-high eight assists in the Eagles' win over Drury.
- **Stein notches 100<sup>th</sup> win at the PAC.** Head Coach **Rick Stein** recorded his 100<sup>th</sup> career victory at the Physical Activities Center when USI defeated Drury.
- **Young increasing contributions.** Sophomore guard **Ellen Young** has been increasing her scoring and rebounding output in the last seven games. Young is averaging 16.3 points and 6.1 rebounds per game during that span and has increased her season average from 12.8 points per appearance to 14.0 points per contest.
- **Youth movement.** Five of USI's top six scorers are all underclassmen, including three sophomores and one freshman. USI's top two scorers are sophomores.
- **Stein is USI's all-time winningest coach.** Head Coach **Rick Stein** surpassed former Head Coach Chancellor Dugan for first place on the program's all-time wins list with USI's 80-75 victory over Wayne State (12/29/08). Stein, who has been a part in 325 victories during his stay at USI, has put up 166 victories in his nine-plus years at the helm of the USI women's basketball program. Stein reached his 100<sup>th</sup> career victory in just 151 games, making him the fastest coach in the program's history to accomplish that feat.
- **Seeing double.** Senior forward/center **Brittany Neuman** (4), sophomore guard **Ellen Young** (2), junior guard/forward **Abby Williams** (2), and senior forward/center **Ninette Evans** (1) have combined for nine double-doubles in this season.
- **USI has had at least five players reach double figures five times in 2008-09.** At least five USI players reached double figures in the scoring column in five games this season. USI had five players reach double digits in its 79-55 victory over Mid-Continent and its 87-62 win over Grace. They had six players reach double figures in their 92-73 win over Missouri-St. Louis and five players reach double digits in their 79-75 win over Missouri S&T. USI also had five players reach double figures in its 94-75 victory over Lake Erie. The Eagles had only one game in 2007-08 in which five of their players recorded 10 or more points.
- **20-point plateau.** Sophomore guard **Lauren Meneghetti** (1), senior forward/center **Brittany Neuman** (3), freshman guard **Rinesha Soaper**

(1), and sophomore guard **Ellen Young** (4) have combined for nine 20-point efforts this season.

- **Eagles ranked in the GLVC (as of a.m. 2/14/09).** The Eagles have five players ranked in 13 GLVC statistical categories:  
**Ninette Evans** (2 categories) is eighth in offensive rebounds (2.59 orpg) and is tied for seventh in blocks (0.77 bpg);  
**Brittany Neuman** (5 categories) is second in field goal percentage (.554), is fourth in offensive rebounds (3.18 orpg), is fourth in total rebounding (7.5 rpg), is tied for seventh in blocks (0.77 bpg), and is ninth in defensive rebounds (4.36 drpg);  
**Amie Newhart** (5 categories) is sixth in three-point field goal percentage (.446), is 12<sup>th</sup> in free throw percentage (.816), is 14<sup>th</sup> in assists (3.18 apg), is 15<sup>th</sup> in assist-to-turnover ratio (1.17), and is 24<sup>th</sup> in scoring (11.0 ppg);  
**Rinesha Soaper** (1 category) is eighth in steals (2.00 spg);  
**Ellen Young** (4 categories) is third in minutes played (32.50 mppg), is ninth in steals (1.95 spg), is 11<sup>th</sup> in scoring (14.0 ppg), and is 14<sup>th</sup> in free throw percentage (.803).
- **Neuman earns GLVC Player of the Week honors.** Senior forward/center **Brittany Neuman** was named the GLVC Player of the Week for her performance against Edinboro. Neuman, who was 9-of-11 from the floor and 6-of-6 from the free throw line, finished the game with a career-high 24 points and 13 rebounds as the Eagles defeated the Fighting Scots, 88-80.
- **Magic Mark: 75 points.** The Eagles have won 82 of their last 92 games when scoring at least 75 points. USI is 182-17 (.915) since 1996-97 when reaching the 75-point plateau.

## Southern Indiana vs. Lake Erie College (February 11, 2009)

### Official Basketball Box Score

Lake Erie vs Southern Indiana

2/11/09 7 p.m. at Physical Activities Center

VISITORS: Lake Erie 6-20

##	Player Name	TOT-FG			3-PT			REBOUNDS			PF	TP	A	TO	BLK	S	MIN
		FG-FGA	FG-FGA	FT-FTA	OF	DE	TOT										
12	Jen Caiola.....	f	2-4	0-1	4-4	0	2	2	4	8	0	3	0	2	32		
44	Alyssa Wagers.....	f	5-11	0-0	2-4	3	9	12	4	12	0	1	0	2	31		
15	Stephanie Rogers....	c	7-12	0-1	5-7	4	0	4	4	19	0	1	2	1	31		
03	Renese Ames.....	g	6-19	2-4	2-2	0	1	1	2	16	2	5	0	2	34		
23	Britt Busson.....	g	3-7	1-3	4-5	0	1	1	1	11	3	6	0	2	38		
10	Ashley Christani....		1-5	0-1	2-2	0	1	1	0	4	0	4	0	2	13		
13	Allison Pavkov.....		1-1	0-0	1-1	0	0	0	1	3	0	3	0	0	9		
31	Nikki Murphy.....		0-1	0-1	0-0	0	0	0	1	0	0	1	0	0	3		
35	Liz Stephens.....		1-5	0-1	0-0	2	4	6	0	2	0	0	0	0	9		
TEAM.....						4	1	5									
Totals.....			26-65	3-12	20-25	13	19	32	17	75	5	24	2	11	200		

TOTAL FG% 1st Half: 13-33 39.4%      2nd Half: 13-32 40.6%      Game: 40.0%      DEADB  
 3-Pt. FG% 1st Half: 1-5 20.0%      2nd Half: 2-7 28.6%      Game: 25.0%      REBS  
 F Throw % 1st Half: 7-8 87.5%      2nd Half: 13-17 76.5%      Game: 80.0%      3

HOME TEAM: Southern Indiana 13-9

##	Player Name	TOT-FG			3-PT			REBOUNDS			PF	TP	A	TO	BLK	S	MIN
		FG-FGA	FG-FGA	FT-FTA	OF	DE	TOT										
13	Williams, Abby.....	f	5-10	1-5	7-8	2	9	11	0	18	0	4	1	0	31		
44	Neuman, Brittany....	c	4-5	0-0	3-4	2	3	5	3	11	0	1	0	0	13		
01	Soaper, Rinesha....	g	1-6	0-3	0-0	0	0	0	5	2	0	2	0	1	15		
22	Newhart, Amie.....	g	6-6	3-3	4-4	1	1	2	3	19	8	5	0	2	33		
30	Young, Ellen.....	g	6-13	2-3	1-1	2	3	5	1	15	4	4	0	4	34		
04	Leeberg, Cootie.....		1-3	1-2	1-2	1	0	1	1	4	2	4	0	3	9		
21	Evans, Ninette.....		7-9	0-0	0-0	1	3	4	1	14	1	1	1	2	26		
24	Meneghetti, Lauren..		4-8	1-3	0-0	1	4	5	3	9	4	4	1	2	27		
25	Luce, Lauren.....		0-3	0-1	0-0	0	0	0	0	0	0	0	0	0	2		
40	Perry, Courtney.....		0-1	0-0	0-0	0	2	2	1	0	1	2	0	1	8		
43	Thompson, Leigha....		1-1	0-0	0-0	1	0	1	0	2	0	0	0	0	2		
TEAM.....						2	3	5									
Totals.....			35-65	8-20	16-19	13	28	41	18	94	20	27	3	15	200		

TOTAL FG% 1st Half: 18-33 54.5%      2nd Half: 17-32 53.1%      Game: 53.8%      DEADB  
 3-Pt. FG% 1st Half: 6-11 54.5%      2nd Half: 2-9 22.2%      Game: 40.0%      REBS  
 F Throw % 1st Half: 11-12 91.7%      2nd Half: 5-7 71.4%      Game: 84.2%      1

Officials: Troy Winders, Larry Decker, Marc Briney  
 Technical fouls: Lake Erie-None. Southern Indiana-None.  
 Attendance: 200

Score by Periods	1st	2nd	Total
Lake Erie.....	34	41	- 75
Southern Indiana.....	53	41	- 94

Points in the paint-LECW 36,USI 36. Points off turnovers-LECW 32,USI 23.  
 2nd chance points-LECW 16,USI 14. Fast break points-LECW 2,USI 2.  
 Bench points-LECW 9,USI 29. Score tied-1 time. Lead changed-3 times.  
 Last FG-LECW 2nd-00:15, USI 2nd-01:36.  
 Largest lead-LECW by 6 1st-17:41, USI by 27 2nd-18:37.

# Screaming Eagles' 2008-09 Statistics (as of a.m. February 14, 2009)

<b>RECORD:</b>	<b>OVERALL</b>	<b>HOME</b>	<b>AWAY</b>	<b>NEUTRAL</b>
<b>ALL GAMES.....</b>	<b>(13-9)</b>	<b>(10-4)</b>	<b>(1-3)</b>	<b>(2-2)</b>
<b>CONFERENCE.....</b>	<b>(5-7)</b>	<b>(4-4)</b>	<b>(1-3)</b>	<b>(0-0)</b>
<b>NON-CONFERENCE.....</b>	<b>(8-2)</b>	<b>(6-0)</b>	<b>(0-0)</b>	<b>(2-2)</b>

##	Player	GP-GS	Min--Avg	---TOTAL---		---3-PTS---		FT-FTA	Pct	---REBOUNDS---				PF	FO	A	TO	Blk	Stl	Pts	Avg
				FG-FGA	Pct	3FG-FGA	Pct			Off	Def	Tot	Avg								
30	Young, Ellen.....	22-22	715 32.5	112-269	.416	32-87	.368	53-66	.803	39	60	99	4.5	38	0	44	57	1	43	309	14.0
	Conference-Only..	12-12	407 33.9	66-154	.429	22-53	.415	26-33	.788	16	36	52	4.3	20	0	21	30	1	20	180	15.0
22	Newhart, Amie.....	22-22	689 31.3	75-203	.369	29-65	.446	62-76	.816	11	43	54	2.5	30	0	70	60	3	30	241	11.0
	Conference-Only..	12-12	393 32.8	42-123	.341	17-39	.436	35-44	.795	5	18	23	1.9	15	0	37	28	3	20	136	11.3
44	Neuman, Brittany...	22-19	509 23.1	77-138	.558	0-0	.000	59-82	.720	70	96	166	7.5	72	3	14	47	17	21	213	9.7
	Conference-Only..	12-10	290 24.2	42-71	.592	0-0	.000	32-45	.711	39	43	82	6.8	41	2	6	30	9	14	116	9.7
24	Meneghetti, Lauren.	22-15	625 28.4	75-189	.397	27-81	.333	30-38	.789	28	45	73	3.3	39	0	54	57	2	30	207	9.4
	Conference-Only..	12-7	337 28.1	36-99	.364	12-39	.308	11-14	.786	16	23	39	3.3	22	0	29	31	0	15	95	7.9
01	Soaper, Rinesha....	21-6	444 21.1	64-146	.438	23-64	.359	32-40	.800	9	25	34	1.6	44	1	21	42	1	42	183	8.7
	Conference-Only..	11-5	244 22.2	32-81	.395	14-41	.341	12-16	.750	5	13	18	1.6	26	0	13	23	0	18	90	8.2
13	Williams, Abby.....	22-22	594 27.0	60-184	.326	18-81	.222	39-58	.672	42	80	122	5.5	69	4	26	40	10	24	177	8.0
	Conference-Only..	12-12	342 28.5	28-88	.318	12-44	.273	13-21	.619	25	43	68	5.7	41	3	15	25	7	12	81	6.8
21	Evans, Ninette.....	22-3	403 18.3	62-120	.517	0-0	.000	33-50	.660	57	59	116	5.3	74	4	7	53	17	15	157	7.1
	Conference-Only..	12-2	248 20.7	40-72	.556	0-0	.000	24-34	.706	36	31	67	5.6	45	3	3	31	14	6	104	8.7
23	Miller, Taylor.....	15-1	185 12.3	14-44	.318	4-11	.364	15-21	.714	9	19	28	1.9	23	0	13	22	0	6	47	3.1
	Conference-Only..	6-0	62 10.3	3-8	.375	1-2	.500	3-7	.429	4	8	12	2.0	5	0	5	7	0	0	10	1.7
43	Thompson, Leigha...	1-0	2 2.0	1-1	1.000	0-0	.000	0-0	.000	1	0	1	1.0	0	0	0	0	0	0	2	2.0
	Conference-Only..	0-0	0 0.0	0-0	.000	0-0	.000	0-0	.000	0	0	0	0.0	0	0	0	0	0	0	0	0.0
04	Leeberg, Cootie....	19-0	176 9.3	7-32	.219	3-13	.231	9-13	.692	4	14	18	0.9	17	0	20	16	1	12	26	1.4
	Conference-Only..	9-0	77 8.6	5-19	.263	1-8	.125	2-4	.500	2	2	4	0.4	6	0	8	6	1	4	13	1.4
40	Perry, Courtney....	19-0	106 5.6	4-17	.235	0-0	.000	12-17	.706	10	15	25	1.3	23	1	3	11	0	4	20	1.1
	Conference-Only..	9-0	50 5.6	1-6	.167	0-0	.000	7-10	.700	7	6	13	1.4	9	0	1	6	0	3	9	1.0
25	Luce, Lauren.....	1-0	2 2.0	0-3	.000	0-1	.000	0-0	.000	0	0	0	0.0	0	0	0	0	0	0	0	0.0
	Conference-Only..	0-0	0 0.0	0-0	.000	0-0	.000	0-0	.000	0	0	0	0.0	0	0	0	0	0	0	0	0.0
<b>TEAM.....</b>										<b>41</b>	<b>46</b>	<b>87</b>	<b>4.0</b>	<b>0</b>			<b>2</b>				
<b>Conference-Only..</b>										<b>22</b>	<b>29</b>	<b>51</b>	<b>4.3</b>	<b>0</b>			<b>1</b>				
<b>Total.....</b>		<b>22</b>	<b>4450</b>	<b>551-1346</b>	<b>.409</b>	<b>136-403</b>	<b>.337</b>	<b>344-461</b>	<b>.746</b>	<b>321</b>	<b>502</b>	<b>823</b>	<b>37.4</b>	<b>429</b>	<b>13</b>	<b>272</b>	<b>407</b>	<b>52</b>	<b>227</b>	<b>1582</b>	<b>71.9</b>
<b>Conference-Only..</b>		<b>12</b>	<b>2450</b>	<b>295-721</b>	<b>.409</b>	<b>79-226</b>	<b>.350</b>	<b>165-228</b>	<b>.724</b>	<b>177</b>	<b>252</b>	<b>429</b>	<b>35.8</b>	<b>230</b>	<b>8</b>	<b>138</b>	<b>218</b>	<b>35</b>	<b>112</b>	<b>834</b>	<b>69.5</b>
<b>Opponents.....</b>		<b>22</b>	<b>4450</b>	<b>561-1226</b>	<b>.458</b>	<b>113-325</b>	<b>.348</b>	<b>318-449</b>	<b>.708</b>	<b>244</b>	<b>545</b>	<b>789</b>	<b>35.9</b>	<b>418</b>	<b>-</b>	<b>304</b>	<b>456</b>	<b>68</b>	<b>157</b>	<b>1553</b>	<b>70.6</b>
<b>Conference-Only..</b>		<b>12</b>	<b>2450</b>	<b>317-664</b>	<b>.477</b>	<b>69-188</b>	<b>.367</b>	<b>172-235</b>	<b>.732</b>	<b>130</b>	<b>287</b>	<b>417</b>	<b>34.8</b>	<b>212</b>	<b>3</b>	<b>176</b>	<b>231</b>	<b>38</b>	<b>80</b>	<b>875</b>	<b>72.9</b>

<b>SCORE BY PERIODS:</b>	1st	2nd	OT	OT2	Total
Southern Indiana.....	768	792	8	14	- 1582
Opponents.....	689	846	8	10	- 1553

<b>DEADBALL REBOUNDS:</b>	OFF	DEF	TOTAL
Southern Indiana.....	45	1	46
Opponents.....	49	1	50

TEAM STATISTICS	USI	OPP	DATE	OPPONENT	W/L	SCORE	ATTEND
SCORING.....	1582	1553	\$11/15/08	vs Abilene Christian	L	53-80	315
Points per game.....	71.9	70.6	\$11/16/08	vs SE Oklahoma State	W	83-76	388
Scoring margin.....	+1.3	-	11/22/08	EDINBORO	W	88-80	700
FIELD GOALS-ATT.....	551-1346	561-1226	11/24/08	MID-CONTINENT	W	79-55	500
Field goal pct.....	.409	.458	11/28/08	vs Hillsdale	L	55-70	185
3 POINT FG-ATT.....	136-403	113-325	11/29/08	vs Grace	W	87-62	275
3-point FG pct.....	.337	.348	*12/4/08	at Lewis University	L	61-69	261
3-pt FG made per game.	6.2	5.1	*12/6/08	at Wisconsin-Parkside	L	67-75	191
FREE THROWS-ATT.....	344-461	318-449	11/20/08	ILLINOIS-SPRINGFIELD	W	62-55	300
Free throw pct.....	.746	.708	12/22/08	TRUMAN STATE	W	67-50	300
F-Throws made per game	15.6	14.5	12/29/08	WAYNE STATE	W	80-75	300
REBOUNDS.....	823	789	*1/2/09	SAINT JOSEPH'S	W	78-56	500
Rebounds per game....	37.4	35.9	*1/4/09	INDIANAPOLIS	L	68-93	800
Rebounding margin....	+1.5	-	*1/8/09	NORTHERN KENTUCKY	L	48-62	700
ASSISTS.....	272	304	*01/10/09	at BELLARMINE	L	58-77	1128
Assists per game.....	12.4	13.8	*1/15/09	KENTUCKY WESLEYAN	W	65-61	1000
TURNOVERS.....	407	456	*1/22/09	MISSOURI-ST. LOUIS	W	92-73	700
Turnovers per game....	18.5	20.7	*1/24/09	ROCKHURST	L	67-77	500
Turnover margin.....	+2.2	-	*1/31/09	at Missouri S&T	W	79-75	800
Assist/turnover ratio.	0.7	0.7	*2/5/09	QUINCY	L	61-71	600
STEALS.....	227	157	*2/7/09	DRURY	W	O2 90-86	1200
Steals per game.....	10.3	7.1	2/11/09	LAKE ERIE	W	94-75	200
BLOCKS.....	52	68	*GLVC game;				
Blocks per game.....	2.4	3.1	\$St. Edwards Shootout (Austin, TX);				
ATTENDANCE.....	8300	3543	!Indianapolis Classic (Indianapolis, IN)				
Home games-Avg/Game...	14-593	4-595					
Neutral site-Avg/Game.	-	4-291					

<b>SCORE BY PERIODS:</b>	1st	2nd	OT	OT2	Total
Southern Indiana....	768	792	8	14	- 1582
Opponents.....	689	846	8	10	- 1553

**Southern Indiana Game-by-Game Points-Rebounds-Assists (as of a.m. February 14, 2009)**  
**All games**

Opponent	Date	Score	WL	01 SOAPER, RI	04 LEEGER, C	13 WILLIAMS,	21 EVANS, NIN	22 NEWHART, A	23 MILLER, TA	24 MENEHETT	25 LUCE, LAUR	30 YOUNG, ELL
vs Abilene Christian	11/15/08	53-80	L	9- 2- 0	0- 4- 0	3- 3- 0	1- 1- 0	8- 3- 6	0- 4- 2	10- 4- 3	DNP	11- 3- 1
vs SE Oklahoma State	11/16/08	83-76	W	5- 1- 1	1- 1- 1	16-10- 2	0- 6- 0	9- 5- 2	0- 1- 0	26- 4- 2	DNP	19- 3- 4
EDINBORO	11/22/08	88-80	W	15- 4- 0	0- 1- 0	4- 6- 5	11- 3- 0	6- 4- 5	6- 0- 0	4- 1- 3	DNP	18- 3- 3
MID-CONTINENT	11/24/08	79-55	W	11- 2- 1	0- 0- 2	10- 3- 3	2- 7- 0	17- 2- 1	0- 2- 1	17- 2- 1	DNP	15- 7- 5
vs Hillsdale	11/28/08	55-70	L	8- 0- 1	0- 1- 1	0- 5- 0	3- 1- 0	12- 7- 1	9- 1- 0	5- 2- 0	DNP	11- 3- 2
vs Grace	11/29/08	87-62	W	10- 3- 2	0- 2- 4	13- 7- 0	6- 4- 0	12- 4- 1	7- 1- 0	9- 2- 5	DNP	12- 2- 2
at Lewis University	12/4/08	61-69	L	3- 1- 0	0- 2- 0	5-11- 0	16- 9- 0	13- 1- 2	2- 2- 1	7- 4- 2	DNP	9- 2- 1
at Wisconsin-Parkside	12/6/08	67-75	L	5- 0- 0	0- 0- 2	10- 2- 0	2- 0- 0	8- 3- 3	3- 3- 2	17- 4- 0	DNP	20- 2- 2
ILLINOIS-SPRINGFIELD	11/20/08	62-55	W	3- 1- 0	6- 1- 0	12- 4- 1	0-12- 1	11- 2- 1	8- 3- 2	11- 8- 3	DNP	8- 5- 1
TRUMAN STATE	12/22/08	67-50	W	4- 1- 1	2- 2- 1	11- 3- 0	7- 5- 2	5- 1- 3	5- 2- 2	8- 2- 1	DNP	12-12- 1
WAYNE STATE	12/29/08	80-75	W	26- 2- 2	0- 1- 1	9- 2- 0	9- 6- 0	6- 1- 5	2- 2- 1	13- 4- 3	DNP	8- 4- 0
SAINT JOSEPH'S	1/2/09	78-56	W	10- 2- 0	2- 0- 0	8- 6- 2	12-10- 1	15- 1- 7	5- 2- 1	7- 2- 4	DNP	7- 0- 1
INDIANAPOLIS	1/4/09	68-93	L	10- 2- 0	0- 1- 0	9- 3- 2	8- 3- 0	11- 1- 3	0- 2- 1	4- 2- 2	DNP	19- 1- 1
NORTHERN KENTUCKY	1/8/09	48-62	L	6- 3- 0	DNP	6- 2- 0	4- 5- 0	12- 3- 1	0- 1- 0	10- 2- 2	DNP	10- 3- 0
at BELLARMINE	01/10/09	58-77	L	DNP	8- 1- 2	7- 8- 2	3- 7- 0	10- 1- 4	0- 2- 0	10- 4- 1	DNP	18- 5- 2
KENTUCKY WESLEYAN	1/15/09	65-61	W	14- 3- 3	0- 0- 0	5- 7- 0	12- 8- 0	4- 2- 1	DNP	4- 3- 1	DNP	18- 6- 4
MISSOURI-ST. LOUIS	1/22/09	92-73	W	8- 1- 3	1- 0- 3	16- 6- 2	12- 3- 1	11- 1- 3	DNP	13- 3- 6	DNP	21-10- 2
ROCKHURST	1/24/09	67-77	L	10- 1- 0	2- 0- 0	3- 4- 1	4- 4- 0	10- 3- 4	DNP	2- 5- 0	DNP	9- 3- 2
at Missouri S&T	1/31/09	79-75	W	13- 1- 3	0- 0- 1	7- 6- 2	11- 4- 0	14- 2- 4	DNP	0- 2- 1	DNP	20- 8- 0
QUINCY	2/5/09	61-71	L	7- 2- 2	DNP	5- 9- 4	6- 6- 1	12- 3- 1	DNP	12- 5- 2	DNP	7- 7- 1
DRURY	2/7/09	90-86	WO	4- 2- 2	DNP	0- 4- 0	14- 8- 0	16- 2- 4	DNP	9- 3- 8	DNP	22- 5- 5
LAKE ERIE	2/11/09	94-75	W	2- 0- 0	4- 1- 2	18-11- 0	14- 4- 1	19- 2- 8	DNP	9- 5- 4	0- 0- 0	15- 5- 4

Opponent	Date	Score	WL	40 PERRY, COU	43 THOMPSON,	44 NEUMAN, BR
vs Abilene Christian	11/15/08	53-80	L	0- 1- 0	DNP	11- 9- 1
vs SE Oklahoma State	11/16/08	83-76	W	0- 1- 0	DNP	7-11- 1
EDINBORO	11/22/08	88-80	W	0- 1- 0	DNP	24-13- 1
MID-CONTINENT	11/24/08	79-55	W	2- 1- 0	DNP	5-10- 0
vs Hillsdale	11/28/08	55-70	L	1- 2- 0	DNP	6- 6- 1
vs Grace	11/29/08	87-62	W	6- 3- 1	DNP	12-13- 2
at Lewis University	12/4/08	61-69	L	DNP	DNP	6- 7- 0
at Wisconsin-Parkside	12/6/08	67-75	L	0- 1- 0	DNP	2- 3- 1
ILLINOIS-SPRINGFIELD	11/20/08	62-55	W	0- 0- 0	DNP	3- 2- 0
TRUMAN STATE	12/22/08	67-50	W	2- 1- 0	DNP	11- 6- 0
WAYNE STATE	12/29/08	80-75	W	0- 0- 0	DNP	7- 9- 2
SAINT JOSEPH'S	1/2/09	78-56	W	2- 4- 0	DNP	10- 8- 2
INDIANAPOLIS	1/4/09	68-93	L	0- 2- 0	DNP	7- 5- 1
NORTHERN KENTUCKY	1/8/09	48-62	L	0- 2- 0	DNP	0- 5- 1
at BELLARMINE	01/10/09	58-77	L	0- 1- 1	DNP	2- 5- 0
KENTUCKY WESLEYAN	1/15/09	65-61	W	DNP	DNP	8- 8- 0
MISSOURI-ST. LOUIS	1/22/09	92-73	W	0- 0- 0	DNP	10- 9- 0
ROCKHURST	1/24/09	67-77	L	DNP	DNP	27-14- 0
at Missouri S&T	1/31/09	79-75	W	4- 3- 0	DNP	10- 2- 0
QUINCY	2/5/09	61-71	L	3- 0- 0	DNP	9- 4- 0
DRURY	2/7/09	90-86	WO	0- 0- 0	DNP	25-12- 1
LAKE ERIE	2/11/09	94-75	W	0- 2- 1	2- 1- 0	11- 5- 0

**Southern Indiana Team High/Low Analysis (as of a.m. February 14, 2009)**  
**All games**

**Southern Indiana - TEAM GAME HIGHS**

POINTS.....	94	LAKE ERIE (2/11/09)
FIELD GOALS MADE.....	36	Twice, last vs. DRURY (2/7/09)
FIELD GOAL ATTEMPTS.....	74	vs Grace (11/29/08)
FIELD GOAL PERCENTAGE.....	.554 (36-65)	MISSOURI-ST. LOUIS (1/22/09)
3 PT FIELD GOALS MADE.....	10	Twice, last vs. MISSOURI-ST. LOUIS (1/22/09)
3 PT FG ATTEMPTS.....	26	QUINCY (2/5/09)
3 PT FG PERCENTAGE.....	.563 ( 9-16)	at Wisconsin-Parkside (12/6/08)
FREE THROWS MADE.....	29	vs SE Oklahoma State (11/16/08)
FREE THROW ATTEMPTS.....	38	Twice, last vs. WAYNE STATE (12/29/08)
FREE THROW PERCENTAGE.....	.950 (19-20)	KENTUCKY WESLEYAN (1/15/09)
REBOUNDS.....	46	vs Grace (11/29/08)
ASSISTS.....	20	Three times, last vs. LAKE ERIE (2/11/09)
STEALS.....	17	MID-CONTINENT (11/24/08)
BLOCKED SHOTS.....	6	DRURY (2/7/09)
TURNOVERS.....	28	DRURY (2/7/09)
FOULS.....	31	vs SE Oklahoma State (11/16/08)

**Opponent - GAME HIGHS**

POINTS.....	93	INDIANAPOLIS (1/4/09)
FIELD GOALS MADE.....	30	Five times, last at Missouri S&T (1/31/09)
FIELD GOAL ATTEMPTS.....	75	DRURY (2/7/09)
FIELD GOAL PERCENTAGE.....	.600 (30-50)	INDIANAPOLIS (1/4/09)
3 PT FIELD GOALS MADE.....	10	Twice, last vs. INDIANAPOLIS (1/4/09)
3 PT FG ATTEMPTS.....	26	vs SE Oklahoma State (11/16/08)
3 PT FG PERCENTAGE.....	.625 (10-16)	INDIANAPOLIS (1/4/09)
FREE THROWS MADE.....	23	INDIANAPOLIS (1/4/09)
FREE THROW ATTEMPTS.....	30	Three times, last at BELLARMINE (01/10/09)
FREE THROW PERCENTAGE.....	.889 (16-18)	SAINT JOSEPH'S (1/2/09)
REBOUNDS.....	49	vs Abilene Christian (11/15/08)

**Opponent - GAME HIGHS continued on next page...**

		<b>Opponent - GAME HIGHS continued...</b>
ASSISTS.....	22	vs Hillsdale (11/28/08)
STEALS.....	11	Three times, last vs. LAKE ERIE (2/11/09)
BLOCKED SHOTS.....	6	DRURY (2/7/09)
TURNOVERS.....	27	Twice, last vs. ILLINOIS-SPRINGFIELD (11/20/08)
FOULS.....	28	vs SE Oklahoma State (11/16/08)

**Southern Indiana - GAME LOWS**

POINTS.....	48	NORTHERN KENTUCKY (1/8/09)
FIELD GOALS MADE.....	15	NORTHERN KENTUCKY (1/8/09)
FIELD GOAL ATTEMPTS.....	51	Twice, last vs. NORTHERN KENTUCKY (1/8/09)
FIELD GOAL PERCENTAGE.....	.271 (16-59)	vs Abilene Christian (11/15/08)
3 PT FIELD GOALS MADE.....	2	Twice, last vs. TRUMAN STATE (12/22/08)
3 PT FG ATTEMPTS.....	11	Twice, last vs. NORTHERN KENTUCKY (1/8/09)
3 PT FG PERCENTAGE.....	.118 ( 2-17)	TRUMAN STATE (12/22/08)
FREE THROWS MADE.....	7	Twice, last at BELLARMINE (01/10/09)
FREE THROW ATTEMPTS.....	11	MID-CONTINENT (11/24/08)
FREE THROW PERCENTAGE.....	.467 ( 7-15)	at BELLARMINE (01/10/09)
REBOUNDS.....	20	at Wisconsin-Parkside (12/6/08)
ASSISTS.....	4	NORTHERN KENTUCKY (1/8/09)
STEALS.....	6	vs Abilene Christian (11/15/08)
BLOCKED SHOTS.....	0	Twice, last at Missouri S&T (1/31/09)
TURNOVERS.....	11	vs Hillsdale (11/28/08)
FOULS.....	11	NORTHERN KENTUCKY (1/8/09)

**Opponent - GAME LOWS**

POINTS.....	50	TRUMAN STATE (12/22/08)
FIELD GOALS MADE.....	17	MID-CONTINENT (11/24/08)
FIELD GOAL ATTEMPTS.....	38	TRUMAN STATE (12/22/08)
FIELD GOAL PERCENTAGE.....	.347 (17-49)	MID-CONTINENT (11/24/08)
3 PT FIELD GOALS MADE.....	2	SAINT JOSEPH'S (1/2/09)
3 PT FG ATTEMPTS.....	8	Twice, last vs. Hillsdale (11/28/08)
3 PT FG PERCENTAGE.....	.115 ( 3-26)	vs SE Oklahoma State (11/16/08)
FREE THROWS MADE.....	7	Three times, last vs. KENTUCKY WESLEYAN (1/15/09)
FREE THROW ATTEMPTS.....	8	Twice, last vs. NORTHERN KENTUCKY (1/8/09)
FREE THROW PERCENTAGE.....	.500 (11-22)	TRUMAN STATE (12/22/08)
REBOUNDS.....	24	NORTHERN KENTUCKY (1/8/09)
ASSISTS.....	5	LAKE ERIE (2/11/09)
STEALS.....	2	TRUMAN STATE (12/22/08)
BLOCKED SHOTS.....	0	TRUMAN STATE (12/22/08)
TURNOVERS.....	14	vs Abilene Christian (11/15/08)
FOULS.....	13	Three times, last vs. QUINCY (2/5/09)

**Southern Indiana Player High/Low Analysis (as of a.m. February 14, 2009)**

**All games**

**Southern Indiana - INDIVIDUAL GAME HIGHS**

Points.....	27	Neuman, Brittany vs Rockhurst (1/24/09)
Field Goals Made.....	11	Neuman, Brittany vs Drury (2/7/09)
Field Goal Att.....	17	Young, Ellen at Wisconsin-Parkside (12/6/08)
FG Pct (min 5 made).....	1.000 ( 6-6 )	Newhart, Amie vs Lake Erie (2/11/09)
3-Point FG Made.....	5	Young, Ellen vs Missouri-St. Louis (1/22/09)
3-Point FG Att.....	7	Eight times, last: Newhart, Amie vs Drury (2/7/09)
3-Pt FG Pct (min 3 made).....	1.000 ( 3-3 )	Three times, last: Newhart, Amie vs Lake Erie (2/11/09)
Free Throws Made.....	11	Soaper, Rinesha vs Wayne State (12/29/08)
Free Throw Att.....	12	Soaper, Rinesha vs Wayne State (12/29/08)
FT Pct (min 6 made).....	1.000 ( 6-6 )	Twice, last: Neuman, Brittany vs Edinboro (11/22/08)
Rebounds.....	14	Neuman, Brittany vs Rockhurst (1/24/09)
Assists.....	8	Twice, last: Newhart, Amie vs Lake Erie (2/11/09)
Steals.....	5	Four times, last: Soaper, Rinesha vs Kentucky Wesleyan (1/15/09)
Blocked Shots.....	4	Evans, Ninette vs Drury (2/7/09)
Turnovers.....	9	Newhart, Amie vs SE Oklahoma State (11/16/08)
Fouls.....	5	13 times, last: Soaper, Rinesha vs Lake Erie (2/11/09)

**OPPONENT INDIVIDUAL GAME HIGHS**

Points.....	30	McCaskill, Tamara at Missouri S&T (1/31/09)
Field Goals Made.....	13	McCaskill, Tamara at Missouri S&T (1/31/09)
Field Goal Att.....	25	McCaskill, Tamara at Missouri S&T (1/31/09)
FG Pct (min 6 made).....	1.000 ( 6-6 )	Twice, last: Brackman, Karen vs Northern Kentucky (1/8/09)
3-Point FG Made.....	7	Bowers, Brooke vs Wayne State (12/29/08)
3-Point FG Att.....	11	Ballweg, Lindsay vs Drury (2/7/09)
3-Pt FG Pct (min 3 made).....	1.000 ( 3-3 )	Dewey, Katie vs Indianapolis (1/4/09)
Free Throws Made.....	9	BROWN, Destiny vs SE Oklahoma State (11/16/08)
Free Throw Att.....	10	BROWN, Destiny vs SE Oklahoma State (11/16/08)
FT Pct (min 7 made).....	1.000 ( 7-7 )	Oliver, Melanie vs Drury (2/7/09)
Rebounds.....	19	Katie Cezat vs Hillsdale (11/28/08)
Assists.....	9	Brooke Knight vs Hillsdale (11/28/08)
Steals.....	5	Twice, last: Jones, Ja'Nell vs Drury (2/7/09)
Blocked Shots.....	4	Katie Cezat vs Hillsdale (11/28/08)
Turnovers.....	7	Four times, last: Shuman, Courtney vs Quincy (2/5/09)
Fouls.....	5	Six, last: Keller, Jessica vs Quincy (2/5/09)

## Quincy University Roster and Statistics (as of a.m. February 14, 2009)

No.	Name	Pos	Ht	Yr	Hometown (High School/Prev. School)
3	Lindsey Stellflue	F	5-11	Jr.	Seymour, WI (Seymour)
4	Kassidy Shuman	F	5-10	Fr.	Kahoka, MO (Clark County)
5	Renita Bunte (REE-nita BUN-tea)	G	5-6	Fr.	Payson, IL (Quincy Notre Dame)
10	Whintae Irby (WIN-tay)	G	5-6	Jr.	Peoria, IL (Woodruff/Ark.-Little Rock)
11	Jessica Keller	G	5-9	Sr.	Belle, MO (Belle)
12	Alex Roznowski	G	5-6	Sr.	Green Bay, WI (Southwest)
14	Megan Gavlick	F/C	6-1	Sr.	Granite City, IL (Granite City)
22	Sam Poppe (Pope)	G	5-8	Jr.	LeRoy, IL (LeRoy/John Wood C.C.)
23	Daryle Goldie	G	5-7	Fr.	Canton, MO (Clark County)
24	Jessica Vaughn	F	6-0	So.	Glasford, IL (Illini Bluffs)
25	Courtney Shuman	F	5-11	So.	Kahoka, MO (Clark County)
30	Janette Burgin (BURR-gin)	F	5-10	Jr.	Frankfort, IN (Clinton Prairie)
33	Bianca King	G	5-6	So.	Lansing, IL (Thornwood)
42	Justeen Koehler (KAY-ler)	F	5-10	Jr.	Goodland, KS (Goodland)
51	Michaela Young (Mick-A-luh)	F/C	6-1	Jr.	Omaha, NE (Omaha South)
<b>Head Coach:</b> J.D. Gravina (2 <sup>nd</sup> Year)					
<b>Assistant Coach:</b> Brittany Carper (2 <sup>nd</sup> Year)					

<b>RECORD:</b>	<b>OVERALL</b>	<b>HOME</b>	<b>AWAY</b>	<b>NEUTRAL</b>
<b>ALL GAMES.....</b>	<b>(20-3)</b>	<b>(10-0)</b>	<b>(9-1)</b>	<b>(1-2)</b>
<b>CONFERENCE.....</b>	<b>(12-1)</b>	<b>(5-0)</b>	<b>(7-1)</b>	<b>(0-0)</b>
<b>NON-CONFERENCE.....</b>	<b>(8-2)</b>	<b>(5-0)</b>	<b>(2-0)</b>	<b>(1-2)</b>

DATE	TIME	OPPONENT	SCORE	ATTEND	HIGH POINTS	HIGH REBOUNDS
11/15/08	5:15 pm	SAGINAW VALLEY	W 102-64	325	(23)Keller, Jessica	(9)Shuman, Courtney
11/16/08	4 pm	LINCOLN MEMORIAL	W 89-53	275	(22)Keller, Jessica	(8)Keller, Jessica
11/19/08	7:30 p.m.	at Truman	W 76-58	415	(13)Stellflue, Lindsey	(14)Stellflue, Lindsey
11/22/08	2 p.m.	SOUTHWEST BAPTIST	W 100-84	315	(29)Keller, Jessica	(9)Young, Michaela
11/24/08	5:15 pm	HANNIBAL-LAGRANGE COLLEGE	W 108-47	531	(20)Roznowski, Alex	(6)Gavlick, Megan
11/28/08	3:00 PM	at Metro State Women	W 67-38	133	(16)Keller, Jessica	(12)Keller, Jessica
11/29/08	1:00 PM	vs CSU-Pueblo	W 79-81	L 115	(24)Burgin, Janette	(10)Shuman, Courtney
12-04-08	5:15 pm	* MISSOURI-ST. LOUIS	W 96-57	457	(24)Keller, Jessica	(10)Keller, Jessica
12/06/08	1 pm	* ROCKHURST UNIVERSITY	W 108-75	314	(23)Keller, Jessica	(9)Keller, Jessica
12/18/08	6:15 PM	% vs Western Washington	W 64-82	L 110	(19)Keller, Jessica	(10)Shuman, Courtney
12/19/08	11:00 AM	% vs Central Washington	W 57-56	130	(16)Stellflue, Lindsey	(6)Young, Michaela
12/30/08	5:15 pm	ILLINOIS-SPRINGFIELD	W 92-68	218	(20)Roznowski, Alex	(6)Vaughn, Jessica
1/2/09	5:45 p.m.	* at Drury University	W 87-93	L 1188	(25)Stellflue, Lindsey	(5)Burgin, Janette
1/4/09	2:00 pm	* at Missouri S&T	W 78-55	850	(26)Keller, Jessica	(9)Keller, Jessica
1/10/09	1 p.m.	* at Lewis University	W 82-63	241	(20)Keller, Jessica	(11)Burgin, Janette
01/15/09	5:15 pm	* WISCONSIN-PARKSIDE	W 71-54	173	(30)Keller, Jessica	(8)Keller, Jessica
1/17/09	1:00PM CST	* at Saint Joseph's College	W 95-60	408	(23)Keller, Jessica	(9)Keller, Jessica
01/22/09	5:30 pm	* at Indianapolis	W 73-47	420	(19)Keller, Jessica	(6)Keller, Jessica
1/24/09	1 p.m.	* at Northern Kentucky	W 66-57	1722	(26)Keller, Jessica	(8)Shuman, Courtney
01/31/09	1 pm	* KENTUCKY WESLEYAN	W 87-61	1122	(19)Keller, Jessica	(13)Burgin, Janette
02/02/09	5:15 pm	* BELLARMINE UNIVERSIT	W 93-92	889	(19)Keller, Jessica	(6)Shuman, Courtney
2/5/09	5:15 p.m.	* at Southern Indiana	W 71-61	600	(18)Burgin, Janette	(11)Keller, Jessica
02-07-08	5:30 p.m.	* at Missouri-St. Louis	W 80-66	240	(31)Keller, Jessica	(11)Shuman, Courtney

\* - Conference game

<b>ATTENDANCE SUMMARY</b>	<b>GAMES</b>	<b>TOTALS</b>	<b>AVG/GAME</b>
HOME.....	10	4619	462
AWAY.....	10	6217	622
NEUTRAL.....	3	355	118
TOTAL.....	23	11191	487

Season Box Score

##	Player	GP-GS	Min--Avg	---TOTAL---		---3-PTS---		FT-FTA	Pct	---REBOUNDS---				PF	FO	A	TO	Blk	Stl	Pts	Avg
				FG-FGA	Pct	3FG-FGA	Pct			Off	Def	Tot	Avg								
11	Keller, Jessica....	23-22	706 30.7	148-296	.500	14-37	.378	136-184	.739	49	109	158	6.9	51	1	103	86	13	93	446	19.4
	Conference-Only..	13-13	429 33.0	93-188	.495	8-21	.381	91-119	.765	32	70	102	7.8	34	1	60	51	8	52	285	21.9
03	Stellflue, Lindsey.	22-22	551 25.0	96-201	.478	26-62	.419	61-79	.772	39	56	95	4.3	32	0	33	38	4	27	279	12.7
	Conference-Only..	13-13	320 24.6	59-116	.509	18-38	.474	33-44	.750	24	26	50	3.8	19	0	21	19	1	21	169	13.0
12	Roznowski, Alex....	23-6	515 22.4	89-195	.456	66-148	.446	13-15	.867	12	48	60	2.6	38	0	37	46	1	28	257	11.2
	Conference-Only..	13-1	265 20.4	37-92	.402	30-77	.390	4-5	.800	7	16	23	1.8	21	0	19	27	1	13	108	8.3
30	Burgin, Janette....	23-23	522 22.7	81-215	.377	42-119	.353	31-42	.738	25	71	96	4.2	49	1	31	38	12	32	235	10.2
	Conference-Only..	13-13	299 23.0	38-117	.325	19-68	.279	19-24	.792	15	54	69	5.3	30	1	16	19	7	11	114	8.8
25	Shuman, Courtney..	22-19	475 21.6	69-138	.500	0-1	.000	28-44	.636	64	93	157	7.1	50	1	15	34	7	18	166	7.5
	Conference-Only..	13-12	317 24.4	50-98	.510	0-1	.000	20-30	.667	35	64	99	7.6	28	0	12	22	4	12	120	9.2
10	Irby, Whintae.....	23-23	627 27.3	56-142	.394	14-29	.483	7-11	.636	10	44	54	2.3	35	0	93	49	5	23	133	5.8
	Conference-Only..	13-13	358 27.5	33-72	.458	7-15	.467	4-6	.667	5	21	26	2.0	20	0	48	30	3	12	77	5.9
51	Young, Michaela....	23-0	259 11.3	32-61	.525	2-2	1.000	29-42	.690	36	51	87	3.8	37	0	4	23	8	5	95	4.1
	Conference-Only..	13-0	138 10.6	21-32	.656	1-1	1.000	15-24	.625	22	27	49	3.8	17	0	3	12	4	2	58	4.5
05	Bunte, Renita.....	23-0	258 11.2	25-65	.385	16-45	.356	15-22	.682	13	30	43	1.9	22	0	41	18	0	16	81	3.5
	Conference-Only..	13-0	137 10.5	10-28	.357	5-18	.278	9-12	.750	2	19	21	1.6	14	0	23	9	0	6	34	2.6
24	Vaughn, Jessica....	23-0	266 11.6	32-79	.405	0-1	.000	16-27	.593	30	54	84	3.7	32	0	4	21	9	6	80	3.5
	Conference-Only..	13-0	166 12.8	22-51	.431	0-1	.000	9-18	.500	18	31	49	3.8	17	0	3	13	5	3	53	4.1
23	Goldie, Daryle....	17-0	74 4.4	13-32	.406	4-14	.286	5-6	.833	4	2	6	0.4	8	0	1	6	0	3	35	2.1
	Conference-Only..	8-0	31 3.9	6-12	.500	1-3	.333	3-3	1.000	2	0	2	0.3	7	0	0	4	0	2	16	2.0
42	Koehler, Justeen...	16-0	88 5.5	14-29	.483	0-0	.000	4-12	.333	10	16	26	1.6	12	0	1	6	7	2	32	2.0
	Conference-Only..	7-0	32 4.6	6-12	.500	0-0	.000	3-6	.500	3	9	12	1.7	5	0	0	1	3	1	15	2.1
14	Gavlick, Megan.....	19-0	117 6.2	14-26	.538	0-0	.000	9-12	.750	10	16	26	1.4	21	0	5	7	2	5	37	1.9
	Conference-Only..	9-0	45 5.0	7-13	.538	0-0	.000	6-7	.857	5	2	7	0.8	6	0	2	3	0	1	20	2.2
22	Poppe, Sam.....	13-0	59 4.5	2-6	.333	0-2	.000	17-24	.708	7	9	16	1.2	7	0	7	8	0	5	21	1.6
	Conference-Only..	7-0	26 3.7	2-3	.667	0-0	.000	7-9	.778	3	5	8	1.1	3	0	4	4	0	1	11	1.6
04	Shuman, Cassidy....	15-0	54 3.6	4-16	.250	2-6	.333	7-8	.875	3	11	14	0.9	5	0	7	7	0	1	17	1.1
	Conference-Only..	8-0	23 2.9	1-5	.200	0-1	.000	3-4	.750	1	4	5	0.6	3	0	3	4	0	0	5	0.6
33	King, Bianca.....	12-0	28 2.3	3-10	.300	1-2	.500	0-3	.000	1	6	7	0.6	3	0	1	6	0	2	7	0.6
	Conference-Only..	7-0	13 1.9	1-4	.250	0-0	.000	0-2	.000	1	1	2	0.3	2	0	0	1	0	1	2	0.3
23	Lumley, Samantha...	1-0	2 2.0	0-0	.000	0-0	.000	0-0	.000	0	1	1	1.0	0	0	0	0	0	0	0	0.0
	Conference-Only..	1-0	2 2.0	0-0	.000	0-0	.000	0-0	.000	0	1	1	1.0	0	0	0	0	0	0	0	0.0
	TEAM.....									32	38	70	3.0	0		2					
	Conference-Only..									18	24	42	3.2	0		1					
<b>Total.....</b>	<b>23</b>	<b>4601</b>	<b>678-1511</b>	<b>.449</b>	<b>187-468</b>	<b>.400</b>	<b>378-531</b>	<b>.712</b>	<b>345</b>	<b>655</b>	<b>1000</b>	<b>43.5</b>	<b>402</b>	<b>3</b>	<b>383</b>	<b>395</b>	<b>68</b>	<b>266</b>	<b>1921</b>	<b>83.5</b>	
Conference-Only..	13	2601	386-843	.458	89-244	.365	226-313	.722	193	374	567	43.6	226	2	214	220	36	138	1087	83.6	
<b>Opponents.....</b>	<b>23</b>	<b>4599</b>	<b>499-1373</b>	<b>.363</b>	<b>152-476</b>	<b>.319</b>	<b>322-466</b>	<b>.691</b>	<b>300</b>	<b>568</b>	<b>868</b>	<b>37.7</b>	<b>433</b>	<b>-</b>	<b>280</b>	<b>530</b>	<b>61</b>	<b>190</b>	<b>1472</b>	<b>64.0</b>	
Conference-Only..	13	2599	285-772	.369	88-275	.320	183-266	.688	160	311	471	36.2	251	6	165	286	36	117	841	64.7	

SCORE BY PERIODS:

	1st	2nd	Total
Quincy University.....	929	992	1921
Opponents.....	668	804	1472

DEADBALL REBOUNDS:

	OFF	DEF	TOTAL
Quincy University.....	65	6	71
Opponents.....	57	7	64

TEAM STATISTICS	QU	OPP	DATE	OPPONENT	W/L	SCORE	ATTEND
SCORING.....	1921	1472	11/15/08	SAGINAW VALLEY ST.	W	102-64	325
Points per game.....	83.5	64.0	11/16/08	LINCOLN MEMORIAL	W	89-53	275
Scoring margin.....	+19.5	-	11/19/08	at Truman State	W	76-58	415
FIELD GOALS-ATT.....	678-1511	499-1373	11/22/08	SOUTHWEST BAPTIST	W	100-84	315
Field goal pct.....	.449	.363	11/24/08	HANNIBAL-LAGRANGE	W	108-47	531
3 POINT FG-ATT.....	187-468	152-476	11/28/08	at Metro State	W	67-38	133
3-point FG pct.....	.400	.319	11/29/08	vs Colorado St.-Pueblo	L	79-81	115
3-pt FG made per game..	8.1	6.6	*12/04/08	MISSOURI-ST. LOUIS	W	96-57	457
FREE THROWS-ATT.....	378-531	322-466	*12/06/08	ROCKHURST	W	108-75	314
Free throw pct.....	.712	.691	12/18/08	vs Western Washington	L	64-82	110
F-Throws made per game.	16.4	14.0	12/19/08	vs Central Washington	W	57-56	130
REBOUNDS.....	1000	868	12/30/08	ILLINOIS-SPRINGFIELD	W	92-68	218
Rebounds per game.....	43.5	37.7	*1/2/09	at Drury	L	87-93	1188
Rebounding margin.....	+5.7	-	*1/4/09	at Missouri S&T	W	78-55	850
ASSISTS.....	383	280	*1/10/09	at Lewis	W	82-63	241
Assists per game.....	16.7	12.2	*01/15/09	UW-PARKSIDE	W	71-54	173
TURNOVERS.....	395	530	*1/17/09	at Saint Joseph's	W	95-60	408
Turnovers per game....	17.2	23.0	*01/22/09	at Indianapolis	W	73-47	420
Turnover margin.....	+5.9	-	*1/24/09	at Northern Kentucky	W	66-57	1722
Assist/turnover ratio..	1.0	0.5	*01/31/09	KENTUCKY WESLEYAN	W	87-61	1122
STEALS.....	266	190	*02/2/09	BELLARMINE	W	93-92	889
Steals per game.....	11.6	8.3	*2/5/09	at Southern Indiana	W	71-61	600
BLOCKS.....	68	61	*2/7/09	at Missouri-St. Louis	W	80-66	240
Blocks per game.....	3.0	2.7	* denotes conference game				
WINNING STREAK.....	10	-					
Home win streak.....	10	-					
ATTENDANCE.....	4619	6572					
Home games-Avg/Game...	10-462	10-622					
Neutral site-Avg/Game..	-	3-118					

SCORE BY PERIODS:

	1st	2nd	Total
Quincy University.....	929	992	1921
Opponents.....	668	804	1472

# Quincy University at University of Missouri-St. Louis (February 7, 2009)

## Official Basketball Box Score

### Quincy University vs Missouri-St. Louis

02-07-08 5:30 p.m. at St. Louis, Mo. (Chuck Smith Court)

VISITORS: Quincy University 20-3, 12-1 GLVC

##	Player Name	TOT-FG 3-PT			REBOUNDS			PF	TP	A	TO	BLK	S	MIN
		FG-FGA	FG-FGA	FT-FTA	OF	DE	TOT							
03	Stellflue, Lindsey.. *	8-14	3-6	2-2	2	1	3	1	21	1	1	0	3	28
10	Irby, Whintae..... *	1-5	1-2	1-1	0	2	2	1	4	4	3	0	2	31
11	Keller, Jessica..... *	11-22	1-3	8-10	2	5	7	2	31	3	2	1	4	38
25	Shuman, Courtney.... *	2-5	0-0	4-6	6	4	10	4	8	0	2	0	2	26
30	Burgin, Janette..... *	0-4	0-3	0-1	2	6	8	0	0	3	3	1	1	22
04	Shuman, Kassidy.....	0-0	0-0	0-0	0	0	0	0	0	0	0	0	0	1
05	Bunte, Renita.....	1-4	0-3	0-0	0	1	1	1	2	0	2	0	0	9
12	Roznowski, Alex.....	3-6	2-4	1-1	1	0	1	0	9	2	0	0	0	16
14	Gavlick, Megan.....	0-1	0-0	0-0	0	0	0	0	0	0	1	0	0	1
23	Goldie, Daryle.....	0-0	0-0	0-0	0	0	0	1	0	0	0	0	0	1
24	Vaughn, Jessica.....	0-4	0-1	1-4	2	0	2	1	1	0	1	1	1	11
51	Young, Michaela.....	1-1	1-1	1-2	2	2	4	1	4	1	0	1	0	16
	TEAM.....				3	4	7							
	Totals.....	27-66	8-23	18-27	20	25	45	12	80	14	15	4	13	200

TOTAL FG% 1st Half: 13-39 33.3% 2nd Half: 14-27 51.9% Game: 40.9% DEADB  
 3-Pt. FG% 1st Half: 3-12 25.0% 2nd Half: 5-11 45.5% Game: 34.8% REBS  
 F Throw % 1st Half: 3-6 50.0% 2nd Half: 15-21 71.4% Game: 66.7% 3

HOME TEAM: Missouri-St. Louis 5-17, 2-11 GLVC

##	Player Name	TOT-FG 3-PT			REBOUNDS			PF	TP	A	TO	BLK	S	MIN
		FG-FGA	FG-FGA	FT-FTA	OF	DE	TOT							
15	Carter, Kelly..... *	0-1	0-0	0-0	0	1	1	0	0	0	2	0	0	6
22	White, Kristi..... *	4-8	3-5	2-2	0	3	3	3	13	4	2	0	1	29
23	Coggins, Montrice... *	1-2	0-0	0-0	1	3	4	2	2	1	3	0	3	17
24	Moody, Caitlyn..... *	2-10	0-5	0-0	1	5	6	4	4	1	4	1	2	24
32	Deckard, Hailee..... *	2-8	0-1	5-7	3	1	4	4	9	2	5	0	1	32
02	Robinson, Kiki.....	4-7	0-0	4-4	2	5	7	0	12	1	1	0	0	24
03	Ransome, Lindsey....	3-6	2-5	0-0	0	1	1	3	8	1	2	0	1	22
20	Shalenko, Lacey.....	0-0	0-0	0-0	1	1	2	1	0	0	1	0	1	10
21	Mitchell, Kelly.....	6-17	5-11	1-2	4	3	7	3	18	7	2	0	1	32
25	Ford, Barissa.....	0-0	0-0	0-0	0	0	0	0	0	0	0	0	0	4
33	Prosser, Chelsea....	0-0	0-0	0-0	0	0	0	2	0	0	1	0	0	0+
	Team.....				2	1	3							
	Totals.....	22-59	10-27	12-15	14	24	38	22	66	17	23	1	10	200

TOTAL FG% 1st Half: 12-30 40.0% 2nd Half: 10-29 34.5% Game: 37.3% DEADB  
 3-Pt. FG% 1st Half: 4-10 40.0% 2nd Half: 6-17 35.3% Game: 37.0% REBS  
 F Throw % 1st Half: 6-7 85.7% 2nd Half: 6-8 75.0% Game: 80.0% 1,1

Officials: Marc Briney, Tom Sullivan, Amy Imming

Technical fouls: Quincy University-None. Missouri-St. Louis-None.

Attendance: 240

Score by Periods	1st	2nd	Total
Quincy University.....	32	48	- 80
Missouri-St. Louis.....	34	32	- 66

Points in the paint-QU 26,UMSL 18. Points off turnovers-QU 20,UMSL 16.  
 2nd chance points-QU 15,UMSL 13. Fast break points-QU 10,UMSL 4.  
 Bench points-QU 16,UMSL 38. Score tied-8 times. Lead changed-10 times.  
 Last FG-QU 2nd-01:27, UMSL 2nd-04:36.  
 Largest lead-QU by 14 2nd-01:27, UMSL by 5 1st-00:19.