



## 2008-09 USI Women's Basketball Game Notes

◆ February 20, 2009 ◆

**Media Contacts:** Ray Simmons, Sports Information Director (Office) 812/465-1622; (Home) 812/402-643  
Dan McDonnell, Asst. Sports Information Director (Office) 812/465-1121; (Home) 812/303-6287

### Upcoming Games

Sat., February 21: USI vs. Missouri S&T, 1 p.m. (PAC)\*\*^

Wed., February 25: USI at Drury, 5:45 p.m. (Weiser Gym/Springfield, MO)\*

\*Denotes GLVC contest; ^Denotes Senior Day & Pink Zone; All Times are Central.

## USI Schedule & Results On the Air

### November

Sat. 1:	@ Indiana (Exhib.)	L 49-93
St. Edwards Shootout Austin, TX		
Sat. 15:	vs. Abilene Christian	L 53-80
Sun. 16:	vs. SE Oklahoma State	W 83-76
Sat. 22:	EDINBORO	W 88-80
Mon. 24:	MID-CONTINENT	W 79-55
Indianapolis Classic Indianapolis, IN		
Fri. 28:	vs. Hillsdale	L 55-70
Sat. 29:	vs. Grace	W 87-62

Radio: WSWI AM 820; WSPR 90.7 FM.

Internet: [www.820theedge.com](http://www.820theedge.com).

TV: n/a

### On the Web

USI Athletic web site: [www.usi.edu/sports](http://www.usi.edu/sports)

Women's Basketball: [www.usi.edu/sports/wbasket/wbasket.asp](http://www.usi.edu/sports/wbasket/wbasket.asp)

Live stats for home games: [www.usi.edu/sports/wbblive/xlive.htm](http://www.usi.edu/sports/wbblive/xlive.htm)

### Head Coach Rick Stein (10<sup>th</sup> Year)

USI/career record: 167-119 (.584)

GLVC record: 96-95 (.503)

Home record: 101-46 (.687)

Road record: 45-57 (.441)

Neutral record: 21-16 (.568)

Midwest Region record: 127-106 (.545)

### December

Thu. 4:	@ Lewis	L 61-69*
Sat. 6:	@ UW-Parkside	L 67-75*
Sat. 20:	ILLINOIS-SPRINGFIELD	W 62-55
Mon. 22:	TRUMAN STATE	W 67-50
Mon. 29:	WAYNE STATE (MI)	W 80-75

### January

Fri. 2:	SAINT JOSEPH'S	W 78-56*
Sun. 4:	INDIANAPOLIS	L 68-93*
Thu. 8:	NORTHERN KENTUCKY	L 48-62*
Sat. 10:	@ Bellarmine	L 58-77*
Thu. 15:	KENTUCKY WESLEYAN	W 65-61*
Thu. 22:	MISSOURI-ST. LOUIS	W 92-73*
Sat. 24:	ROCKHURST	L 67-77*
Thu. 29:	@ Drury	ppd.*
Sat. 31:	@ Missouri S&T	W 79-75*

### February

Thu. 5:	QUINCY	L 61-71*
Sat. 7:	DRURY	W 90-86 (2ot)**^
Wed. 11:	LAKE ERIE	W 94-75
Sat. 14:	@ Quincy	L 63-79*
Thu. 19:	@ Missouri-St. Louis	W 83-74 (ot)*
Sat. 21:	MISSOURI S&T	1 p.m.*!
Wed. 25:	@ Drury	5:45 p.m.*
Sat. 28:	@ Rockhurst	1 p.m.*

GLVC Tournament March 5-8

Sites to be determined

Midwest Region Tournament March 13-16

Site to be determined

NCAA II Elite Eight March 25-28

Saint Joseph Civic Arena

Saint Joseph, Missouri

\*GLVC contest; ^Homecoming;!Senior Day.  
All times are Central.

### On the Air

### On the Web

### USI in 2008-09

Overall record: 14-10 (.583)

GLVC record: 6-8 (.429)

Division Record: 4-3 (.571)

Home record: 10-4 (.714)

Road record: 2-4 (.333)

Neutral site record: 2-2 (.500)

Midwest Region record: 9-9 (.500)

### USI's last time out

Southern Indiana 83

Pts: E. Young, 19.

Rbs: B. Neuman, 18.

Asts: L. Meneghetti, 7.

Notable: B. Neuman, 18 pts;

A. Williams, 13 pts, 10 rbs.

Missouri-St. Louis 74

Pts: H. Deckard, 15.

Rbs: Three players with 7.

Asts: C. Moody, 3; L. Shalenko, 3.

### Recap

After seeing a 19-point first half lead and a 16-point second-half lead slip away, the Eagles used a 7-0 run to begin the overtime period to finally put away the host Tritons and gain a much-needed road win.

### USI vs. Opponents

USI vs. Missouri Univ. of Science & Technology Miners (12-12, 5-10 GLVC)

-Series record: MST leads the all-time series, 8-1.

-Series since 2000: MST leads the series, 6-1

-First meeting: MST (formerly Missouri-Rolla) 75, at USI 63 (1988-89 season)

-Last year: at MST 78, USI 63 (1/5/08), MST 71, at USI 61 (2/28/08)

-This year: USI 79, at MST 75 (1/31/09)

USI at Drury University Panthers (17-7, 11-3 GLVC)

-Series record: Drury leads the all-time series, 5-2.

-Series since 2000: Drury leads the series, 5-2.

-First meeting: at Drury 79, USI 59 (January 19, 2006)

-Last year: at Drury 79, USI 65 (1/31/08); Drury 72, at USI 57 (2/16/08)


-This year: at USI 90, Drury 86 (2 ot) (2/7/09)

## 2008-09 University of Southern Indiana Screaming Eagles

	PLAYER	2008-09 Statistics			2008-09 Season Highs	USI Career Highs
		Pt.#	Reb.#	Ast.#		
	<b>#1 Rinesha Soaper</b> <b>Pronunciation:</b> Rye-KNEE-shuh 5'4"...Freshman...Guard <b>Hometown:</b> Henderson, KY <b>H.S.:</b> Henderson County	8.6	1.7	1.1	<b>Pts:</b> 26-Wayne State, 12/29 <b>Reb:</b> 4-Edinboro, 11/22 <b>Ast:</b> 3-Three times, last on 1/31 <b>Stl:</b> 5-Three times, last on 1/15 <b>Double-figure scoring:</b> 8 <b>20-point outings:</b> 1	First Year at USI
	<b>#4 Cootie Leeberg</b> <b>Pronunciation:</b> Coo-tee 5'7"...Freshman...Guard <b>Hometown:</b> Lombard, IL <b>H.S.:</b> Montini Catholic	1.2	0.9	1.0	<b>Pts:</b> 8-Bellarmine, 1/10 <b>Reb:</b> 4-Abilene Christian, 11/15 <b>Ast:</b> 4-Grace, 11/29 <b>Stl:</b> 2-Indianapolis, 1/4	First Year at USI
	<b>#13 Abby Williams</b> <b>Pronunciation:</b> as sounds 6'0"...Junior... Guard/Forward <b>Hometown:</b> St. Joseph, IL <b>H.S.:</b> St. Joseph-Ogden <b>Last School:</b> Kankakee C.C.	8.1	5.8	1.3	<b>Pts:</b> 18-Lake Erie, 2/11 <b>Reb:</b> 11-Twice, last on 2/11 <b>Ast:</b> 5-Edinboro, 11/22 <b>Stl:</b> 3-Three times, last 1/10 <b>Double-figure scoring:</b> 9 <b>Double-figure rebounding:</b> 4 <b>Double-Doubles:</b> 3	First Year at USI
	<b>#21 Ninette Evans</b> <b>Pronunciation:</b> Neh-NET 6'2"...Senior... Forward/Center <b>Hometown:</b> Memphis, TN <b>H.S.:</b> Trezevant <b>Last School:</b> North Shoals C.C.	6.8	5.2	0.4	<b>Pts:</b> 16-Lewis, 12/4 <b>Reb:</b> 12-Ill.-Springfield, 12/20 <b>Ast:</b> 2-Twice, last on 2/14 <b>Stl:</b> 2-Three times, last on 2/11 <b>Double-figure scoring:</b> 8 <b>Double-figure rebounding:</b> 2 <b>Double-doubles:</b> 1	<b>Pts:</b> 16-Lewis, 12/4/08 <b>Reb:</b> 14-Lewis, 1/12/08 <b>Ast:</b> 2-Three times, last on 2/14/09 <b>Stl:</b> 3-Quincy, 1/24/08 <b>Double-figure scoring:</b> 11 <b>Double-figure rebounding:</b> 3 <b>Double-doubles:</b> 2
	<b>#22 Amie Newhart</b> <b>Pronunciation:</b> as sounds 5'6"...Sophomore...Guard <b>Hometown:</b> Mulberry, IN <b>H.S.:</b> Clinton Prairie	11.4	2.5	3.1*	<b>Pts:</b> 19-Lake Erie, 2/11 <b>Reb:</b> 7-Hillsdale, 11/28 <b>Ast:</b> 8-Lake Erie, 2/11 <b>Stl:</b> 4-Lewis, 12/4 <b>Double-figure scoring:</b> 16	<b>Pts:</b> 19-Lake Erie, 2/11/09 <b>Reb:</b> 7-Twice, last on 11/28/08 <b>Ast:</b> 8-Lake Erie, 2/11/09 <b>Stl:</b> 5-UW-Parkside, 1/10/08 <b>Double-figure scoring:</b> 29
	<b>#23 Taylor Miller</b> <b>Pronunciation:</b> as sounds 5'10"...Freshman... Forward <b>Hometown:</b> Anderson, IN <b>H.S.:</b> Anderson	3.1	1.9	0.9	<b>Pts:</b> 9-Hillsdale, 11/28 <b>Reb:</b> 4-Abilene Christian, 11/15 <b>Ast:</b> 2-Three times, last 12/22 <b>Stl:</b> 2-Twice, last on 12/20	First Year at USI
	<b>#24 Lauren Meneghetti</b> <b>Pronunciation:</b> MEN-eh-get-EE 5'10"...Sophomore... Guard <b>Hometown:</b> Munster, IN <b>H.S.:</b> Munster	9.3	3.2	2.6	<b>Pts:</b> 26-SE Oklahoma St., 11/16 <b>Reb:</b> 8-Ill.-Springfield, 12/20 <b>Ast:</b> 8-Drury, 2/7 <b>Stl:</b> 4-Lewis, 12/4 <b>Double-figure scoring:</b> 11 <b>20-point outings:</b> 1	<b>Pts:</b> 26-SE Oklahoma St., 11/16/08 <b>Reb:</b> 8-Ill.-Springfield, 12/20/08 <b>Ast:</b> 5-Drury, 2/7/09 <b>Stl:</b> 4-Twice, last on 12/4/08 <b>Double-figure scoring:</b> 12 <b>20-point outings:</b> 1
	<b>#25 Lauren Luce</b> <b>Pronunciation:</b> as sounds 5'8"...Freshman... Guard <b>Hometown:</b> Vincennes, IN <b>H.S.:</b> South Knox	0.0	0.0	0.0	<b>Pts:</b> n/a <b>Reb:</b> n/a <b>Ast:</b> n/a <b>Stl:</b> n/a	First Year at USI






**\*Team Leader; All averages listed are from last season at USI or at player's previous school for 1<sup>st</sup> year players.**

**Continued on next page...**

PLAYER	2008-09 Statistics			2008-09 Season Highs	USI Career Highs
	Pt.#	Reb.#	Ast.#		
 <b>#30 Ellen Young</b> Pronunciation: as sounds 5'5"...Sophomore... Guard Hometown: Salem, IL H.S.: Salem Community Last School: SIU Carbondale	13.9*	4.4	1.9	Pts: 22-Drury, 2/7 Reb: 12-Truman State, 12/22 Ast: 5-Twice, last on 2/7 Stl: 5-Grace, 11/29 Double-figure scoring: 17 20-point outings: 4 Double-figure rebounding: 2 Double-Doubles: 2	First Year at USI
 <b>#40 Courtney Perry</b> Pronunciation: as sounds 6'0"...Sophomore...F/C Hometown: Crown Point, IN H.S.: Crown Point	1.0	1.2	0.1	Pts: 6-Grace, 11/29 Reb: 4-Saint Joseph's, 1/2 Ast: 1-Three times, last on 2/11 Stl: 1-Four times, last on 2/11	Pts: 6-Grace, 11/29/08 Reb: 6-Twice (last on 12/15/07) Ast: 2-Twice (last on 2/7/08) Stl: 1-Seven times (last 2/11/09)
 <b>#43 Leigha Thompson</b> Pronunciation: Leah 6'2"...Freshman...F/C Hometown: Teutopolis, IL H.S.: Teutopolis (2007)	2.0	1.0	0.0	Pts: 2-Lake Erie, 2/11 Reb: 1-Lake Erie, 2/11 Ast: n/a Stl: n/a	First Year at USI
 <b>#44 Brittany Neuman</b> Pronunciation: New-men 6'2"...Senior...Forward/Center Hometown: Huntingburg, IN H.S.: Southridge	10.3	8.1*	0.6	Pts: 27-Rockhurst, 1/24 Reb: 18-Mo.-St. Louis, 2/19 Ast: 2-Three times, last 1/2 Stl: 3-Three times, last on 2/19 Double-figure scoring: 12 20-point outings: 3 Double-figure rebounding: 8 Double-Doubles: 6	Pts: 24-Rockhurst, 1/24/09 Reb: 18-Mo.-St. Louis, 2/19/09 Ast: 4-Rockhurst, 1/4/06 Stl: 3-Three times, last on 2/19/09 Double-figure scoring: 16 20-point outings: 3 Double-figure rebounding: 12 Double-Doubles: 9

\*Team Leader.

### 2008-09 Women's Basketball Coaching Staff

 <b>Rick Stein</b> Head Coach (10 <sup>th</sup> season) Pronunciation: Styne	 <b>Randa Gatling</b> Assistant Coach (10 <sup>th</sup> season) Pronunciation: Ran-da	 <b>Michelle Irwin</b> Assistant Coach (3 <sup>rd</sup> season) Pronunciation: as sounds
 <b>Jessica Grimaldo</b> Student Assistant Coach (1 <sup>st</sup> season) Pronunciation: Gri-MALL-doe	 <b>Kelci Prewitt</b> Manager (1 <sup>st</sup> season) Pronunciation: as sounds	

Possible Starters:	PPG	RPG	APG	Last Game
#13 Abby Williams (6'0"...Jr...G/F...St. Joseph, IL)	8.1	5.8	1.3	13 pts, 10 rbs, 2 asts
#22 Amie Newhart (5'6"...So...G...Mulberry, IN)	11.4	2.5	3.1*	16 pts, 3 rbs, 2 asts
#24 Lauren Meneghetti (5'10"...So...G...Munster, IN)	9.3	3.2	2.6	7 pts, 3 rbs, 7 asts
#30 Ellen Young (5'5"...So...G...Salem, IL)	13.9*	4.4	1.9	19 pts, 4 rbs
#44 Brittany Neuman (6'2"...Sr...F/C...Huntingburg, IN)	10.3	8.1*	0.6	18 pts, 18 rbs, 3 blks

\*Team Leader; Last game was at Missouri-St. Louis (February 19, 2009).

## GLVC Standings (as of a.m. February 21, 2009)

## Latest Results

### East

School	GLVC	Pct.	Div	Overall	Pct	Streak
Northern Kentucky*	13-2	.867	8-1	22-2	.917	W5
UW-Parkside*	13-3	.812	8-2	17-8	.680	L1
Lewis*	10-5	.667	7-2	14-10	.583	W5
Indianapolis*	9-6	.600	5-4	20-7	.741	W1
Bellarmine	7-9	.438	3-7	15-10	.600	L2
Kentucky Wesleyan	4-12	.250	2-8	9-16	.360	L8
Saint Joseph's	0-15	.000	0-9	0-24	.000	L24

### West

School	GLVC	Pct.	Div	Overall	Pct	Streak
Quincy*	14-1	.933	7-1	22-3	.880	W12
Drury*	11-3	.786	6-1	17-7	.708	W2
<b>Southern Indiana</b>	<b>6-8</b>	<b>.429</b>	<b>4-3</b>	<b>14-10</b>	<b>.583</b>	<b>W1</b>
Missouri S&T	5-10	.333	3-5	12-12	.500	L2
Missouri-St. Louis	3-12	.200	2-6	7-19	.269	L1
Rockhurst	3-12	.200	1-7	9-17	.346	L6

\* Clinched GLVC Tournament Berth

### February 14, 2009

at Drury 82, Missouri S&T 71\*  
 at UW-Parkside 77, Bellarmine 52\*  
 at Missouri-St. Louis 75, Rockhurst 69\*  
 at Northern Kentucky 48, Kentucky Wesleyan 32\*  
 at Lewis 83, St. Joseph's 58\*  
**at Quincy 79, Southern Indiana 63\***

### February 17, 2009

Missouri-St. Louis 64, at Lincoln (Mo.) 60

### February 18, 2009

at Northern Kentucky 57, UW-Parkside 44

### February 19, 2009

at Quincy 89, Missouri S&T 81  
 at Indianapolis 77, Kentucky Wesleyan 68  
**Southern Indiana 83, Missouri-St. Louis 74 (ot)**  
 Lewis 61, at Bellarmine 57  
 at Drury 98, Rockhurst 73

## Upcoming Schedule

### February 21, 2009

**Missouri S&T at Southern Indiana, 1 p.m.\***  
 Northern Kentucky at Saint Joseph's, 1 p.m.\*  
 Kentucky Wesleyan at Lewis, 1 p.m.\*  
 Quincy at Rockhurst, 1 p.m.\*  
 Missouri-St. Louis at Drury, 3 p.m.\*  
 Indianapolis at Bellarmine, 4:45 p.m.\*

### February 25, 2009

**Southern Indiana at Drury, 5:45 p.m.\***

### February 26, 2009

Bellarmine at Northern Kentucky, 4:30 p.m.\*  
 Lewis at UW-Parkside, 5:30 p.m.\*  
 Indianapolis at Saint Joseph's, 5:30 p.m.\*

### February 28, 2009

UW-Parkside at Indianapolis, Noon\*  
 Lewis at Northern Kentucky, Noon\*  
 Saint Joseph's at Kentucky Wesleyan, 1 p.m.\*  
**Southern Indiana at Rockhurst, 1 p.m.\***  
 Drury at Quincy, 1 p.m.\*  
 Missouri-St. Louis at Missouri S&T, 5:30 p.m.\*

*End of regular season*

## USI and GLVC opponents in the GLVC Rankings (as of a.m. 2/21/09)

Category	USI	MST
Scoring Offense:.....	72.0 (6 <sup>th</sup> )	72.2 (5 <sup>th</sup> )
Scoring Defense:.....	71.1 (10 <sup>th</sup> )	67.5 (8 <sup>th</sup> )
Scoring Margin:.....	+0.9 (9 <sup>th</sup> )	+4.7 (6 <sup>th</sup> )
FT Percentage:.....	.736 (5 <sup>th</sup> )	.706 (10 <sup>th</sup> )
FG Percentage:.....	.409 (11 <sup>th</sup> )	.469 (1 <sup>st</sup> )
FG % Defense:.....	.453 (12 <sup>th</sup> )	.434 (9 <sup>th</sup> )
3-pt. FG Percentage:.....	.339 (9 <sup>th</sup> )	.361 (6 <sup>th</sup> )
3-pt. FG % Defense:.....	.336 (6 <sup>th</sup> )	.364 (12 <sup>th</sup> )
Rebounding Off.:.....	37.8 (4 <sup>th</sup> )	36.5 (8 <sup>th</sup> )
Rebounding Def.:.....	36.4 (8 <sup>th</sup> )	31.6 (2 <sup>nd</sup> )
Rebounding Margin:.....	+1.4 (7 <sup>th</sup> )	+4.8 (3 <sup>rd</sup> )
Blocked Shots:.....	2.5 (7 <sup>th</sup> )	3.1 (3 <sup>rd</sup> )
Assists:.....	12.4 (12 <sup>th</sup> )	16.3 (5 <sup>th</sup> )
Steals:.....	10.3 (3 <sup>rd</sup> )	8.8 (6 <sup>th</sup> )
Turnover Margin:.....	+1.8 (5 <sup>th</sup> )	-1.0 (8 <sup>th</sup> )
Assist/TO Ratio:.....	0.65 (12 <sup>th</sup> )	0.84 (8 <sup>th</sup> )
Off. Rebounds:.....	14.7 (2 <sup>nd</sup> )	11.9 (5 <sup>th</sup> )
Def. Rebounds:.....	23.1 (10 <sup>th</sup> )	24.5 (7 <sup>th</sup> )
3-pt. FGs Made:.....	6.2 (7 <sup>th</sup> )	5.4 (10 <sup>th</sup> )

## Regional Rankings

(as of 2/18/09)

- Hillsdale
- Northern Kentucky
- Michigan Tech
- Quincy
- Drury
- Northwood
- Wisconsin-Parkside
- Grand Valley State
- Indianapolis
- Ashland

\*Next poll due out  
 February 25.

For more on the GLVC, log onto [www.glvcsports.com](http://www.glvcsports.com); \*USI individuals in the GLVC rankings are in the game notes section.

Records when the Screaming Eagles are:	In 2008-09	Under Stein	In 2007-08	USA Today/ESPN D-II Top 25 Coaches Poll: As of February 17, 2009 (Poll #11)
Playing at the PAC:.....	10-4	101-46	8-8	<b>Rk School (1st votes)</b>
Playing on the Road:.....	2-4	45-57	1-8	1. Alaska-Anchorage (26)
Playing at a Neutral Site:.....	2-2	21-16	1-1	2. Fort Lewis (1)
Playing at night:.....	10-5	108-76	7-9	3. Minnesota St.-Mankato
Playing during the day:.....	4-5	59-43	3-7	4. Northern Kentucky
Playing on Monday:.....	3-0	13-2	0-0	5. Hillsdale
Playing Tuesday:.....	0-0	12-1	1-0	6. California-Pennsylvania
Playing on Wednesday:.....	1-0	7-5	0-1	7. West Texas A&M
Playing on Thursday:.....	3-3	47-41	4-6	8. Emporia State
Playing on Friday:.....	1-1	10-10	0-1	9. Washburn
Playing on Saturday:.....	5-5	64-55	5-8	10. Indiana-Pennsylvania
Playing on Sundays:.....	1-1	14-5	0-1	11. Francis Marion
Leading at the half:.....	13-3	141-30	9-5	12. Tusculum
Trailing at the half:.....	0-7	20-87	1-12	13. UC-San Diego
Tied at the half:.....	1-0	6-2	0-0	14. Seattle Pacific
Playing in overtime:.....	1-0	6-6	0-0	15. Quincy
Playing in November:.....	4-2	32-13	3-0	16. Michigan Tech.
Playing in December:.....	3-2	47-18	2-4	17. Central Oklahoma
Playing in January:.....	4-4	36-45	2-7	18. Rollins
Playing in February:.....	3-2	43-35	2-6	19. Stonehill
Playing in March:.....	0-0	9-8	1-0	20. Saint Mary's
Outshooting opponent:.....	9-0	126-23	10-8	21. Minnesota St.-Moorhead
Being outshot by opponent:.....	5-10	40-96	0-9	22. Lenoir-Rhyne
Tie in shooting percentage:.....	0-0	1-0	0-0	23. District of Columbia
Shooting 50 % or better:.....	4-0	49-3	3-0	24. Clayton State
Shooting less than 50 %:.....	10-10	118-116	17-17	25. Franklin Pierce
Outrebounding opponent:.....	10-3	98-44	9-10	
Being outrebounded:.....	2-6	55-69	1-6	<b>Dropped out:</b>
Tied in rebounding:.....	2-1	14-6	0-1	None.
Opponent has more turnovers:.....	11-4	129-42	4-2	
USI has more turnovers:.....	3-4	31-68	5-14	<b>Others Receiving Votes:</b>
Teams were tied in turnovers:.....	0-2	7-9	1-1	Ft. Valley St.-42; Fayetteville St.-26; Clark
USI scores under 70 points:.....	3-10	28-86	4-15	Atlanta-24; Holy Family-20; Delta St.-19;
USI scores 70-79 points:.....	3-0	49-25	3-2	West Georgia-18; Molloy-13; Carson
USI scores 80-89 points:.....	5-0	53-6	1-0	Newman-11; Gannon-11; Grand Valley St.-10;
USI scores 90-99 points:.....	3-0	29-1	2-0	USC-Aiken-9; Tampa-9; Ark.-Monticello-7;
USI scores 100 or more points:.....	0-0	9-1	0-0	Northwood-6; Georgia C.&St.U.-4; American
USI vs. Division II Teams:.....	12-10	148-119	8-17	Int'l.-2; Bentley-1.
USI vs. Midwest Region:.....	9-9	127-106	6-16	
USI vs. NAIA:.....	2-0	18-0	2-0	
USI vs. USCAA:.....	0-0	1-0	0-0	
USI vs. GLVC:.....	6-8	103-100	5-14	
USI vs. non-GLVC:.....	8-2	63-19	5-3	
USI vs. Top 25:.....	0-3	13-29	0-3	

### Coach Stein vs. the GLVC

Opponent	Record (Pct.)	Opponent	Record (Pct.)
Bellarmino.....	4-13 (.235)	Missouri-St. Louis.....	16-4 (.800)
Drury.....	2-5 (.287)	Northern Kentucky.....	6-12 (.333)
Indianapolis.....	5-10 (.333)	Quincy.....	6-15 (.286)
Kentucky Wesleyan.....	13-3 (.800)	Rockhurst.....	6-2 (.750)
Lewis.....	9-11 (.450)	Saint Joseph's.....	12-4 (.750)
Missouri S&T.....	1-6 (.143)	Wisconsin-Parkside.....	12-6 (.667)

### Screaming Eagles Game Notes

- **Pink Zone.** USI is asking fans to "Pack the PAC in Pink" February 21. The Screaming Eagles will wear pink uniforms in an effort to help raise awareness in the fight against breast cancer. More details will be released when available.
- **USI to honor Grimaldo, Evans, and Neuman on Senior Day.** USI will honor senior forward/centers **Ninette Evans** and **Brittany Neuman** as well as student assistant coach **Jessica Grimaldo** as part of its Senior Day festivities prior to Saturday's game against Missouri S&T.
- **Another fast start, another overtime win.** For the second time this month, the USI women's basketball team saw a double-digit lead in the second half fall by the wayside. For the second time this month, the end result was another USI win in overtime. The Eagles, who saw a 17-point second half lead evaporate against Drury earlier this month only to win in double-overtime, lost a 16-point second-half advantage against Missouri-St. Louis. USI, however, prevailed by using a 7-0 run to begin the extra period and best the Tritons, 84-73.

- **Eagles can clinch spot in GLVC Tourney.** The Eagles can claim the third seed in the GLVC West Division and a spot in the conference tournament with a victory in one of their three remaining games or a Missouri S&T loss. USI is currently a game-and-a-half ahead of Missouri S&T and would have the descending order tie-breaker advantage in the event the two teams ended in a tie.
- **Neuman has big performance.** Senior forward/center **Brittany Neuman** had 18 points and a career-high 18 rebounds in USI's win over Missouri-St. Louis. Neuman, who had three blocks and three steals in the win, has recorded two straight double-doubles and three in USI's last four outings. She has a team-best six double-doubles this year, good enough third in the GLVC. Neuman is averaging a team-best 15.8 points and 9.4 rebounds in USI's last eight games.
- **Historic rebounding effort.** Senior forward/center **Brittany Neuman's** 18 rebounds against Missouri-St. Louis was the highest rebounding total by a USI player since USI and GLVC Hall of Fame member LeAnn Freeland grabbed 19 boards against Indianapolis February 1, 1996.
- **Neuman enters USI record books.** Senior forward/center **Brittany Neuman** entered USI's record books last Saturday against Quincy as she moved into the top 15 all-time in career rebounding. She currently ranks 13<sup>th</sup> all-time at USI with 485 career rebounds and needs just 12 more to move past former USI standout Jasmine Baines for 11<sup>th</sup>.
- **Newhart stepping up her play.** Sophomore guard **Amie Newhart** has stepped up her production in the last eight games, averaging 14.4 points and 3.5 assists during that span.
- **Williams notches another double-double.** Junior guard/forward **Abby Williams** recorded her second double-double in the last three games when she pulled down 13 points and 10 rebounds in USI's overtime victory over Missouri-St. Louis. She is second on the team with three double-doubles this season.
- **Young has big second half, overtime.** Sophomore guard **Ellen Young** scored 17 of her game-high 19 points in following the intermission in USI's overtime win against Missouri-St. Louis.
- **Meneghetti dishing the rock.** Sophomore guard **Lauren Meneghetti** has been racking up the assists in the last four outings, averaging 5.3 assists per game during that span. She had eight assists in USI's win over Drury and seven assists in USI's win over Missouri-St. Louis.
- **Neuman, Evans continue to give Eagles solid presence in post.** Senior forward/centers **Brittany Neuman** and **Ninette Evans** continue to provide the Eagles with a solid presence in the post. The two have combined to average 23.7 points and 14.3 rebounds per contest in the last nine games.
- **Stein is USI's all-time winningest coach.** Head Coach **Rick Stein** surpassed former Head Coach Chancellor Dugan for first place on the program's all-time wins list with USI's 80-75 victory over Wayne State (12/29/08). Stein, who has been a part in 326 victories during his stay at USI, has put up 167 victories in his nine-plus years at the helm of the USI women's basketball program. Stein reached his 100<sup>th</sup> career victory in just 151 games, making him the fastest coach in the program's history to accomplish that feat.
- **Seeing double.** Senior forward/center **Brittany Neuman** (6), sophomore guard **Ellen Young** (2), junior guard/forward **Abby Williams** (3), and senior forward/center **Ninette Evans** (1) have combined for 12 double-doubles in this season.
- **USI has had at least five players reach double figures five times in 2008-09.** At least five USI players reached double figures in the scoring column in five games this season. USI had five players reach double digits in its 79-55 victory over Mid-Continent and its 87-62 win over Grace. They had six players reach double figures in their 92-73 win over Missouri-St. Louis and five players reach double digits in their 79-75 win over Missouri S&T. USI also had five players reach double figures in its 94-75 victory over Lake Erie. The Eagles had only one game in 2007-08 in which five of their players recorded 10 or more points.
- **20-point plateau.** Sophomore guard **Lauren Meneghetti** (1), senior forward/center **Brittany Neuman** (3), freshman guard **Rinesha Soaper** (1), and sophomore guard **Ellen Young** (4) have combined for nine 20-point efforts this season.
- **Eagles ranked in the GLVC (as of a.m. 2/21/09).** The Eagles have six players ranked in 12 GLVC statistical categories: **Ninette Evans** (2 categories) is tied for eighth in offensive rebounds (2.54 orpg) and is 11<sup>th</sup> in blocks (0.71 bpg); **Brittany Neuman** (5 categories) is tied for second in total rebounding (8.1 rpg), is third in field goal percentage (.546), is tied for third in offensive rebounds (3.33 orpg), is tied for fifth in defensive rebounds (4.79 drpg), and is seventh in blocks (0.88 bpg); **Amie Newhart** (6 categories) is fifth in three-point field goal percentage (.442), is ninth in minutes played (31.88 mppg), is 12<sup>th</sup> in free throw percentage (.800), is 13<sup>th</sup> in assist-to-turnover ratio (1.14), is 15<sup>th</sup> in assists (3.08 apg), and is 21<sup>st</sup> in scoring (11.4 ppg); **Rinesha Soaper** (1 category) is tied for sixth in steals (2.00 spg); **Abby Williams** (1 category) is 18<sup>th</sup> in total rebounding (5.8 rpg); **Ellen Young** (4 categories) is fifth in minutes played (32.38 mppg), is 10<sup>th</sup> in steals (1.79 spg), is 10<sup>th</sup> in scoring (13.9 ppg), and is 15<sup>th</sup> in free throw percentage (.786).

- **Neuman earns GLVC Player of the Week honors.** Senior forward/center **Brittany Neuman** was named the GLVC Player of the Week for her performance against Edinboro. Neuman, who was 9-of-11 from the floor and 6-of-6 from the free throw line, finished the game with a career-high 24 points and 13 rebounds as the Eagles defeated the Fighting Scots, 88-80.
- **Magic Mark: 75 points.** The Eagles have won 83 of their last 93 games when scoring at least 75 points. USI is 183-17 (.915) since 1996-97 when reaching the 75-point plateau.

## Southern Indiana at University of Missouri-St. Louis (February 19, 2009)

### Official Basketball Box Score

Southern Indiana vs Missouri-St. Louis

02/19/09 5:30 p.m. at St. Louis, Mo. (Chuck Smith Court)

VISITORS: Southern Indiana 14-10, 6-8 GLVC

##	Player Name	TOT-FG			3-PT			REBOUNDS			PF	TP	A	TO	BLK	S	MIN
		FG-FGA	FG-FGA	FT-FTA	OF	DE	TOT										
13	Williams, Abby..... *	4-8	0-1	5-8	4	6	10	5	13	2	4	1	2	2	29		
22	Newhart, Amie..... *	5-12	2-6	4-6	0	3	3	3	16	2	1	0	2	39			
24	Meneghetti, Lauren.. *	2-7	1-4	2-2	3	0	3	1	7	7	4	1	3	40-			
30	Young, Ellen..... *	7-12	4-4	1-2	2	2	4	3	19	0	0	0	0	31			
44	Neuman, Brittany.... *	5-14	0-0	8-16	6	12	18	5	18	0	6	3	3	38			
01	Soaper, Rinesha.....	2-9	0-3	1-1	0	1	1	2	5	2	4	1	1	29			
04	Leeberg, Cootie.....	0-0	0-0	0-0	0	0	0	1	0	0	1	0	0	5			
21	Evans, Ninette.....	1-5	0-0	2-2	3	0	3	5	4	1	0	0	0	10			
40	Perry, Courtney.....	0-0	0-0	1-2	1	0	1	2	1	0	1	0	0	4			
TEAM.....					2		2										
Totals.....		26-67	7-18	24-39	21	24	45	27	83	14	21	6	11	225			

TOTAL FG% 1st Half:	13-37	35.1%	2nd Half:	9-26	34.6%	OT:	4-4	100 %	Game:	38.8%	DEADB
3-Pt. FG% 1st Half:	2-10	20.0%	2nd Half:	4-7	57.1%	OT:	1-1	100 %	Game:	38.9%	REBS
F Throw % 1st Half:	6-10	60.0%	2nd Half:	14-24	58.3%	OT:	4-5	80.0%	Game:	61.5%	8

HOME TEAM: Missouri-St. Louis 7-19, 3-12 GLVC

##	Player Name	TOT-FG			3-PT			REBOUNDS			PF	TP	A	TO	BLK	S	MIN
		FG-FGA	FG-FGA	FT-FTA	OF	DE	TOT										
12	Hulbert, Kelcy..... *	1-2	0-0	0-4	0	2	2	3	2	0	3	0	1	17			
21	Mitchell, Kelly..... *	1-6	0-1	0-0	1	0	1	1	2	0	2	0	0	11			
22	White, Kristi..... *	3-7	1-4	6-9	2	1	3	2	13	1	6	0	1	33			
23	Coggins, Montrice... *	2-4	0-0	4-6	2	2	4	4	8	2	5	1	4	32			
32	Deckard, Hailee..... *	5-13	0-0	5-6	3	4	7	5	15	2	4	0	2	28			
02	Robinson, Kiki.....	0-2	0-0	0-1	0	1	1	1	0	0	2	0	1	6			
03	Ransome, Lindsey....	1-9	1-7	1-2	0	3	3	3	4	0	1	0	0	15			
15	Carter, Kelly.....	1-1	0-0	1-2	0	1	1	0	3	0	1	0	0	4			
20	Shalenko, Lacey.....	1-1	0-0	0-0	0	1	1	1	2	3	1	0	1	19			
24	Moody, Caitlyn.....	3-8	1-3	2-2	3	4	7	5	9	3	1	0	0	18			
25	Ford, Barissa.....	4-5	1-1	1-1	0	2	2	2	10	1	0	0	2	21			
33	Prosser, Chelsea....	1-2	0-0	2-3	5	2	7	1	4	0	1	0	0	17			
44	Ndorongo, Alisa.....	1-1	0-0	0-0	0	0	0	3	2	0	0	0	0	4			
Team.....					4		7										
Totals.....		24-61	4-16	22-36	20	26	46	31	74	12	27	1	12	225			

TOTAL FG% 1st Half:	9-22	40.9%	2nd Half:	15-31	48.4%	OT:	0-8	0.0%	Game:	39.3%	DEADB
3-Pt. FG% 1st Half:	0-3	0.0%	2nd Half:	4-10	40.0%	OT:	0-3	0.0%	Game:	25.0%	REBS
F Throw % 1st Half:	10-14	71.4%	2nd Half:	8-16	50.0%	OT:	4-6	66.7%	Game:	61.1%	7,1

Officials: Mark Briney, Tom Sullivan, Mike Harland

Technical fouls: Southern Indiana-Neuman, Brittany. Missouri-St. Louis-Team.

Attendance: 420

Score by Periods	1st	2nd	OT	Total
Southern Indiana.....	34	36	13	- 83
Missouri-St. Louis.....	28	42	4	- 74

Points in the paint-USI 26,UMSL 34. Points off turnovers-USI 33,UMSL 16.

2nd chance points-USI 23,UMSL 18. Fast break points-USI 6,UMSL 7.

Bench points-USI 10,UMSL 34. Score tied-2 times. Lead changed-0 times.

Last FG-USI OT-01:16, UMSL 2nd-00:07.

Largest lead-USI by 19 1st-05:35, UMSL None.

# Screaming Eagles' 2008-09 Statistics (as of a.m. February 21, 2009)

<b>RECORD:</b>	<b>OVERALL</b>	<b>HOME</b>	<b>AWAY</b>	<b>NEUTRAL</b>
<b>ALL GAMES.....</b>	<b>(14-10)</b>	<b>(10-4)</b>	<b>(2-4)</b>	<b>(2-2)</b>
<b>CONFERENCE.....</b>	<b>(6-8)</b>	<b>(4-4)</b>	<b>(2-4)</b>	<b>(0-0)</b>
<b>NON-CONFERENCE.....</b>	<b>(8-2)</b>	<b>(6-0)</b>	<b>(0-0)</b>	<b>(2-2)</b>

##	Player	GP-GS	Min--Avg	---TOTAL---		---3-PTS---		----REBOUNDS----								PF	FO	A	TO	Blk	Stl	Pts	Avg
				FG-FGA	Pct	3FG-FGA	Pct	FT-FTA	Pct	Off	Def	Tot	Avg										
30	Young, Ellen.....	24-24	777 32.4	121-288	.420	36-92	.391	55-70	.786	42	64	106	4.4	44	0	45	60	1	43	333	13.9		
	Conference-Only..	14-14	469 33.5	75-173	.434	26-58	.448	28-37	.757	19	40	59	4.2	26	0	22	33	1	20	204	14.6		
22	Newhart, Amie.....	24-24	765 31.9	86-226	.381	34-77	.442	68-84	.810	12	49	61	2.5	33	0	74	65	3	34	274	11.4		
	Conference-Only..	14-14	469 33.5	53-146	.363	22-51	.431	41-52	.788	6	24	30	2.1	18	0	41	33	3	24	169	12.1		
44	Neuman, Brittany...	24-21	573 23.9	89-162	.549	0-0	.000	69-102	.676	80	115	195	8.1	81	4	14	58	21	24	247	10.3		
	Conference-Only..	14-12	354 25.3	54-95	.568	0-0	.000	42-65	.646	49	62	111	7.9	50	3	6	41	13	17	150	10.7		
24	Meneghetti, Lauren.	24-16	688 28.7	81-203	.399	30-89	.337	32-40	.800	31	46	77	3.2	43	0	63	65	4	33	224	9.3		
	Conference-Only..	14-8	400 28.6	42-113	.372	15-47	.319	13-16	.813	19	24	43	3.1	26	0	38	39	2	18	112	8.0		
01	Soaper, Rinesha....	23-7	498 21.7	69-166	.416	24-70	.343	35-43	.814	10	28	38	1.7	49	1	25	52	2	46	197	8.6		
	Conference-Only..	13-6	298 22.9	37-101	.366	15-47	.319	15-19	.789	6	16	22	1.7	31	0	17	33	1	22	104	8.0		
13	Williams, Abby.....	24-24	652 27.2	66-200	.330	18-86	.209	44-66	.667	47	93	140	5.8	78	5	30	46	11	28	194	8.1		
	Conference-Only..	14-14	400 28.6	34-104	.327	12-49	.245	18-29	.621	30	56	86	6.1	50	4	19	31	8	16	98	7.0		
21	Evans, Ninette.....	24-3	434 18.1	63-129	.488	0-0	.000	37-54	.685	61	64	125	5.2	82	5	10	55	17	16	163	6.8		
	Conference-Only..	14-2	279 19.9	41-81	.506	0-0	.000	28-38	.737	40	36	76	5.4	53	4	6	33	14	7	110	7.9		
23	Miller, Taylor.....	15-1	185 12.3	14-44	.318	4-11	.364	15-21	.714	9	19	28	1.9	23	0	13	22	0	6	47	3.1		
	Conference-Only..	6-0	62 10.3	3-8	.375	1-2	.500	3-7	.429	4	8	12	2.0	5	0	5	7	0	0	10	1.7		
43	Thompson, Leigha...	1-0	2 2.0	1-1	1.000	0-0	.000	0-0	.000	1	0	1	1.0	0	0	0	0	0	0	2	2.0		
	Conference-Only..	0-0	0 0.0	0-0	.000	0-0	.000	0-0	.000	0	0	0	0.0	0	0	0	0	0	0	0	0.0		
04	Leeberg, Cootie....	21-0	183 8.7	7-32	.219	3-13	.231	9-13	.692	4	14	18	0.9	18	0	20	17	1	12	26	1.2		
	Conference-Only..	11-0	84 7.6	5-19	.263	1-8	.125	2-4	.500	2	2	4	0.4	7	0	8	7	1	4	13	1.2		
40	Perry, Courtney....	21-0	116 5.5	4-17	.235	0-0	.000	13-19	.684	11	15	26	1.2	28	1	3	14	0	4	21	1.0		
	Conference-Only..	11-0	60 5.5	1-6	.167	0-0	.000	8-12	.667	8	6	14	1.3	14	0	1	9	0	3	10	0.9		
25	Luce, Lauren.....	1-0	2 2.0	0-3	.000	0-1	.000	0-0	.000	0	0	0	0.0	0	0	0	0	0	0	0	0.0		
	Conference-Only..	0-0	0 0.0	0-0	.000	0-0	.000	0-0	.000	0	0	0	0.0	0	0	0	0	0	0	0	0.0		
<b>TEAM.....</b>										<b>45</b>	<b>47</b>	<b>92</b>	<b>3.8</b>	<b>0</b>		<b>2</b>							
<b>Conference-Only..</b>										<b>26</b>	<b>30</b>	<b>56</b>	<b>4.0</b>	<b>0</b>		<b>1</b>							
<b>Total.....</b>		<b>24</b>	<b>4875</b>	<b>601-1471</b>	<b>.409</b>	<b>149-439</b>	<b>.339</b>	<b>377-512</b>	<b>.736</b>	<b>353</b>	<b>554</b>	<b>907</b>	<b>37.8</b>	<b>479</b>	<b>16</b>	<b>297</b>	<b>456</b>	<b>60</b>	<b>246</b>	<b>1728</b>	<b>72.0</b>		
<b>Conference-Only..</b>		<b>14</b>	<b>2875</b>	<b>345-846</b>	<b>.408</b>	<b>92-262</b>	<b>.351</b>	<b>198-279</b>	<b>.710</b>	<b>209</b>	<b>304</b>	<b>513</b>	<b>36.6</b>	<b>280</b>	<b>11</b>	<b>163</b>	<b>267</b>	<b>43</b>	<b>131</b>	<b>980</b>	<b>70.0</b>		
<b>Opponents.....</b>		<b>24</b>	<b>4875</b>	<b>613-1353</b>	<b>.453</b>	<b>121-360</b>	<b>.336</b>	<b>359-512</b>	<b>.701</b>	<b>279</b>	<b>595</b>	<b>874</b>	<b>36.4</b>	<b>462</b>	<b>-</b>	<b>331</b>	<b>500</b>	<b>72</b>	<b>178</b>	<b>1706</b>	<b>71.1</b>		
<b>Conference-Only..</b>		<b>14</b>	<b>2875</b>	<b>369-791</b>	<b>.466</b>	<b>77-223</b>	<b>.345</b>	<b>213-298</b>	<b>.715</b>	<b>165</b>	<b>337</b>	<b>502</b>	<b>35.9</b>	<b>256</b>	<b>5</b>	<b>203</b>	<b>275</b>	<b>42</b>	<b>101</b>	<b>1028</b>	<b>73.4</b>		

SCORE BY PERIODS:	1st	2nd	OT	OT2	Total	DEADBALL	REBOUNDS:	OFF	DEF	TOTAL
Southern Indiana.....	831	862	21	14	- 1728			55	1	56
Opponents.....	745	939	12	10	- 1706			59	2	61

TEAM STATISTICS	USI	OPP	DATE	OPPONENT	W/L	SCORE	ATTEND
SCORING.....	1728	1706	\$11/15/08	vs Abilene Christian	L	53-80	315
Points per game.....	72.0	71.1	\$11/16/08	vs SE Oklahoma State	W	83-76	388
Scoring margin.....	+0.9	-	11/22/08	EDINBORO	W	88-80	700
FIELD GOALS-ATT.....	601-1471	613-1353	11/24/08	MID-CONTINENT	W	79-55	500
Field goal pct.....	.409	.453	11/28/08	vs Hillsdale	L	55-70	185
3 POINT FG-ATT.....	149-439	121-360	11/29/08	vs Grace	W	87-62	275
3-point FG pct.....	.339	.336	*12/4/08	at Lewis University	L	61-69	261
3-pt FG made per game.	6.2	5.0	*12/6/08	at Wisconsin-Parkside	L	67-75	191
FREE THROWS-ATT.....	377-512	359-512	11/20/08	ILLINOIS-SPRINGFIELD	W	62-55	300
Free throw pct.....	.736	.701	12/22/08	TRUMAN STATE	W	67-50	300
F-Throws made per game	15.7	15.0	12/29/08	WAYNE STATE	W	80-75	300
REBOUNDS.....	907	874	*1/2/09	SAINT JOSEPH'S	W	78-56	500
Rebounds per game....	37.8	36.4	*1/4/09	INDIANAPOLIS	L	68-93	800
Rebounding margin....	+1.4	-	*1/8/09	NORTHERN KENTUCKY	L	48-62	700
ASSISTS.....	297	331	*01/10/09	at BELLARMINE	L	58-77	1128
Assists per game.....	12.4	13.8	*1/15/09	KENTUCKY WESLEYAN	W	65-61	1000
TURNOVERS.....	456	500	*1/22/09	MISSOURI-ST. LOUIS	W	92-73	700
Turnovers per game....	19.0	20.8	*1/24/09	ROCKHURST	L	67-77	500
Turnover margin.....	+1.8	-	*1/31/09	at Missouri S&T	W	79-75	800
Assist/turnover ratio.	0.7	0.7	*2/5/09	QUINCY	L	61-71	600
STEALS.....	246	178	*2/7/09	DRURY	W	O2 90-86	1200
Steals per game.....	10.3	7.4	2/11/09	LAKE ERIE	W	94-75	200
BLOCKS.....	60	72	*2/14/09	at Quincy	L	63-79	1107
Blocks per game.....	2.5	3.0	*02/19/09	at Missouri-St. Louis	W	OT 83-74	420
ATTENDANCE.....	8300	5070	*GLVC game;				
Home games-Avg/Game..	14-593	6-651	*St. Edwards Shootout (Austin, TX);				
Neutral site-Avg/Game.	-	4-291	!Indianapolis Classic (Indianapolis, IN)				

SCORE BY PERIODS:	1st	2nd	OT	OT2	Total
Southern Indiana....	831	862	21	14	- 1728
Opponents.....	745	939	12	10	- 1706

**Southern Indiana Game-by-Game Points-Rebounds-Assists (as of a.m. February 21, 2009)**  
**All games**

Opponent	Date	Score	WL	01 SOAPER, RI	04 LEEBERG, C	13 WILLIAMS,	21 EVANS, NIN	22 NEWHART, A	23 MILLER, TA	24 MENEGETT	25 LUCE, LAUR	30 YOUNG, ELL
vs Abilene Christian	11/15/08	53-80	L	9- 2- 0	0- 4- 0	3- 3- 0	1- 1- 0	8- 3- 6	0- 4- 2	10- 4- 3	DNP	11- 3- 1
vs SE Oklahoma State	11/16/08	83-76	W	5- 1- 1	1- 1- 1	16-10- 2	0- 6- 0	9- 5- 2	0- 1- 0	26- 4- 2	DNP	19- 3- 4
EDINBORO	11/22/08	88-80	W	15- 4- 0	0- 1- 0	4- 6- 5	11- 3- 0	6- 4- 5	6- 0- 0	4- 1- 3	DNP	18- 3- 3
MID-CONTINENT	11/24/08	79-55	W	11- 2- 1	0- 0- 2	10- 3- 3	2- 7- 0	17- 2- 1	0- 2- 1	17- 2- 1	DNP	15- 7- 5
vs Hillsdale	11/28/08	55-70	L	8- 0- 1	0- 1- 1	0- 5- 0	3- 1- 0	12- 7- 1	9- 1- 0	5- 2- 0	DNP	11- 3- 2
vs Grace	11/29/08	87-62	W	10- 3- 2	0- 2- 4	13- 7- 0	6- 4- 0	12- 4- 1	7- 1- 0	9- 2- 5	DNP	12- 2- 2
at Lewis University	12/4/08	61-69	L	3- 1- 0	0- 2- 0	5-11- 0	16- 9- 0	13- 1- 2	2- 2- 1	7- 4- 2	DNP	9- 2- 1
at Wisconsin-Parkside	12/6/08	67-75	L	5- 0- 0	0- 0- 2	10- 2- 0	2- 0- 0	8- 3- 3	3- 3- 2	17- 4- 0	DNP	20- 2- 2
ILLINOIS-SPRINGFIELD	11/20/08	62-55	W	3- 1- 0	6- 1- 0	12- 4- 1	0-12- 1	11- 2- 1	8- 3- 2	11- 8- 3	DNP	8- 5- 1
TRUMAN STATE	12/22/08	67-50	W	4- 1- 1	2- 2- 1	11- 3- 0	7- 5- 2	5- 1- 3	5- 2- 2	8- 2- 1	DNP	12-12- 1
WAYNE STATE	12/29/08	80-75	W	26- 2- 2	0- 1- 1	9- 2- 0	9- 6- 0	6- 1- 5	2- 2- 1	13- 4- 3	DNP	8- 4- 0
SAINT JOSEPH'S	1/2/09	78-56	W	10- 2- 0	2- 0- 0	8- 6- 2	12-10- 1	15- 1- 7	5- 2- 1	7- 2- 4	DNP	7- 0- 1
INDIANAPOLIS	1/4/09	68-93	L	10- 2- 0	0- 1- 0	9- 3- 2	8- 3- 0	11- 1- 3	0- 2- 1	4- 2- 2	DNP	19- 1- 1
NORTHERN KENTUCKY	1/8/09	48-62	L	6- 3- 0	DNP	6- 2- 0	4- 5- 0	12- 3- 1	0- 1- 0	10- 2- 2	DNP	10- 3- 0
at BELLARMINE	01/10/09	58-77	L	DNP	8- 1- 2	7- 8- 2	3- 7- 0	10- 1- 4	0- 2- 0	10- 4- 1	DNP	18- 5- 2
KENTUCKY WESLEYAN	1/15/09	65-61	W	14- 3- 3	0- 0- 0	5- 7- 0	12- 8- 0	4- 2- 1	DNP	4- 3- 1	DNP	18- 6- 4
MISSOURI-ST. LOUIS	1/22/09	92-73	W	8- 1- 3	1- 0- 3	16- 6- 2	12- 3- 1	11- 1- 3	DNP	13- 3- 6	DNP	21-10- 2
ROCKHURST	1/24/09	67-77	L	10- 1- 0	2- 0- 0	3- 4- 1	4- 4- 0	10- 3- 4	DNP	2- 5- 0	DNP	9- 3- 2
at Missouri S&T	1/31/09	79-75	W	13- 1- 3	0- 0- 1	7- 6- 2	11- 4- 0	14- 2- 4	DNP	0- 2- 1	DNP	20- 8- 0
QUINCY	2/5/09	61-71	L	7- 2- 2	DNP	5- 9- 4	6- 6- 1	12- 3- 1	DNP	12- 5- 2	DNP	7- 7- 1
DRURY	2/7/09	90-86	WO	4- 2- 2	DNP	0- 4- 0	14- 8- 0	16- 2- 4	DNP	9- 3- 8	DNP	22- 5- 5
LAKE ERIE	2/11/09	94-75	W	2- 0- 0	4- 1- 2	18-11- 0	14- 4- 1	19- 2- 8	DNP	9- 5- 4	0- 0- 0	15- 5- 4
at Quincy	2/14/09	63-79	L	9- 3- 2	0- 0- 0	4- 8- 2	2- 6- 2	17- 4- 2	DNP	10- 1- 2	DNP	5- 3- 1
at Missouri-St. Louis	02/19/09	83-74	WO	5- 1- 2	0- 0- 0	13-10- 2	4- 3- 1	16- 3- 2	DNP	7- 3- 7	DNP	19- 4- 0

Opponent	Date	Score	WL	40 PERRY, COU	43 THOMPSON,	44 NEUMAN, BR
vs Abilene Christian	11/15/08	53-80	L	0- 1- 0	DNP	11- 9- 1
vs SE Oklahoma State	11/16/08	83-76	W	0- 1- 0	DNP	7-11- 1
EDINBORO	11/22/08	88-80	W	0- 1- 0	DNP	24-13- 1
MID-CONTINENT	11/24/08	79-55	W	2- 1- 0	DNP	5-10- 0
vs Hillsdale	11/28/08	55-70	L	1- 2- 0	DNP	6- 6- 1
vs Grace	11/29/08	87-62	W	6- 3- 1	DNP	12-13- 2
at Lewis University	12/4/08	61-69	L	DNP	DNP	6- 7- 0
at Wisconsin-Parkside	12/6/08	67-75	L	0- 1- 0	DNP	2- 3- 1
ILLINOIS-SPRINGFIELD	11/20/08	62-55	W	0- 0- 0	DNP	3- 2- 0
TRUMAN STATE	12/22/08	67-50	W	2- 1- 0	DNP	11- 6- 0
WAYNE STATE	12/29/08	80-75	W	0- 0- 0	DNP	7- 9- 2
SAINT JOSEPH'S	1/2/09	78-56	W	2- 4- 0	DNP	10- 8- 2
INDIANAPOLIS	1/4/09	68-93	L	0- 2- 0	DNP	7- 5- 1
NORTHERN KENTUCKY	1/8/09	48-62	L	0- 2- 0	DNP	0- 5- 1
at BELLARMINE	01/10/09	58-77	L	0- 1- 1	DNP	2- 5- 0
KENTUCKY WESLEYAN	1/15/09	65-61	W	DNP	DNP	8- 8- 0
MISSOURI-ST. LOUIS	1/22/09	92-73	W	0- 0- 0	DNP	10- 9- 0
ROCKHURST	1/24/09	67-77	L	DNP	DNP	27-14- 0
at Missouri S&T	1/31/09	79-75	W	4- 3- 0	DNP	10- 2- 0
QUINCY	2/5/09	61-71	L	3- 0- 0	DNP	9- 4- 0
DRURY	2/7/09	90-86	WO	0- 0- 0	DNP	25-12- 1
LAKE ERIE	2/11/09	94-75	W	0- 2- 1	2- 1- 0	11- 5- 0
at Quincy	2/14/09	63-79	L	0- 0- 0	DNP	16-11- 0
at Missouri-St. Louis	02/19/09	83-74	WO	1- 1- 0	DNP	18-18- 0

**Southern Indiana Team High/Low Analysis (as of a.m. February 21, 2009)**  
**All games**

Southern Indiana - TEAM GAME HIGHS	
POINTS.....	94 LAKE ERIE (2/11/09)
FIELD GOALS MADE.....	36 Twice, last vs. DRURY (2/7/09)
FIELD GOAL ATTEMPTS.....	74 vs Grace (11/29/08)
FIELD GOAL PERCENTAGE.....	.554 (36-65) MISSOURI-ST. LOUIS (1/22/09)
3 PT FIELD GOALS MADE.....	10 Twice, last vs. MISSOURI-ST. LOUIS (1/22/09)
3 PT FG ATTEMPTS.....	26 QUINCY (2/5/09)
3 PT FG PERCENTAGE.....	.563 ( 9-16) at Wisconsin-Parkside (12/6/08)
FREE THROWS MADE.....	29 vs SE Oklahoma State (11/16/08)
FREE THROW ATTEMPTS.....	39 at Missouri-St. Louis (02/19/09)
FREE THROW PERCENTAGE.....	.950 (19-20) KENTUCKY WESLEYAN (1/15/09)
REBOUNDS.....	46 vs Grace (11/29/08)
ASSISTS.....	20 Three times, last vs. LAKE ERIE (2/11/09)
STEALS.....	17 MID-CONTINENT (11/24/08)
BLOCKED SHOTS.....	6 Twice, last at Missouri-St. Louis (02/19/09)
TURNOVERS.....	28 Twice, last at Quincy (2/14/09)
FOULS.....	31 vs SE Oklahoma State (11/16/08)

Opponent - GAME HIGHS	
POINTS.....	93 INDIANAPOLIS (1/4/09)
FIELD GOALS MADE.....	30 Five times, last at Missouri S&T (1/31/09)
FIELD GOAL ATTEMPTS.....	75 DRURY (2/7/09)
FIELD GOAL PERCENTAGE.....	.600 (30-50) INDIANAPOLIS (1/4/09)
3 PT FIELD GOALS MADE.....	10 Twice, last vs. INDIANAPOLIS (1/4/09)
3 PT FG ATTEMPTS.....	26 vs SE Oklahoma State (11/16/08)
3 PT FG PERCENTAGE.....	.625 (10-16) INDIANAPOLIS (1/4/09)

Opponent - GAME HIGHS continued on next page...

**Opponent - GAME HIGHS continued...**

FREE THROWS MADE.....	23	INDIANAPOLIS (1/4/09)
FREE THROW ATTEMPTS.....	36	at Missouri-St. Louis (02/19/09)
FREE THROW PERCENTAGE.....	.889 (16-18)	SAINT JOSEPH'S (1/2/09)
REBOUNDS.....	49	vs Abilene Christian (11/15/08)
ASSISTS.....	22	vs Hillsdale (11/28/08)
STEALS.....	12	at Missouri-St. Louis (02/19/09)
BLOCKED SHOTS.....	6	DRURY (2/7/09)
TURNOVERS.....	27	Three times, last at Missouri-St. Louis (02/19/09)
FOULS.....	31	at Missouri-St. Louis (02/19/09)

**Southern Indiana - GAME LOWS**

POINTS.....	48	NORTHERN KENTUCKY (1/8/09)
FIELD GOALS MADE.....	15	NORTHERN KENTUCKY (1/8/09)
FIELD GOAL ATTEMPTS.....	51	Twice, last vs. NORTHERN KENTUCKY (1/8/09)
FIELD GOAL PERCENTAGE.....	.271 (16-59)	vs Abilene Christian (11/15/08)
3 PT FIELD GOALS MADE.....	2	Twice, last vs. TRUMAN STATE (12/22/08)
3 PT FG ATTEMPTS.....	11	Twice, last vs. NORTHERN KENTUCKY (1/8/09)
3 PT FG PERCENTAGE.....	.118 ( 2-17)	TRUMAN STATE (12/22/08)
FREE THROWS MADE.....	7	Twice, last at BELLARMINE (01/10/09)
FREE THROW ATTEMPTS.....	11	MID-CONTINENT (11/24/08)
FREE THROW PERCENTAGE.....	.467 ( 7-15)	at BELLARMINE (01/10/09)
REBOUNDS.....	20	at Wisconsin-Parkside (12/6/08)
ASSISTS.....	4	NORTHERN KENTUCKY (1/8/09)
STEALS.....	6	vs Abilene Christian (11/15/08)
BLOCKED SHOTS.....	0	Twice, last at Missouri S&T (1/31/09)
TURNOVERS.....	11	vs Hillsdale (11/28/08)
FOULS.....	11	NORTHERN KENTUCKY (1/8/09)

**Opponent - GAME LOWS**

POINTS.....	50	TRUMAN STATE (12/22/08)
FIELD GOALS MADE.....	17	MID-CONTINENT (11/24/08)
FIELD GOAL ATTEMPTS.....	38	TRUMAN STATE (12/22/08)
FIELD GOAL PERCENTAGE.....	.347 (17-49)	MID-CONTINENT (11/24/08)
3 PT FIELD GOALS MADE.....	2	SAINT JOSEPH'S (1/2/09)
3 PT FG ATTEMPTS.....	8	Twice, last vs. Hillsdale (11/28/08)
3 PT FG PERCENTAGE.....	.115 ( 3-26)	vs SE Oklahoma State (11/16/08)
FREE THROWS MADE.....	7	Three times, last vs. KENTUCKY WESLEYAN (1/15/09)
FREE THROW ATTEMPTS.....	8	Twice, last vs. NORTHERN KENTUCKY (1/8/09)
FREE THROW PERCENTAGE.....	.500 (11-22)	TRUMAN STATE (12/22/08)
REBOUNDS.....	24	NORTHERN KENTUCKY (1/8/09)
ASSISTS.....	5	LAKE ERIE (2/11/09)
STEALS.....	2	TRUMAN STATE (12/22/08)
BLOCKED SHOTS.....	0	TRUMAN STATE (12/22/08)
TURNOVERS.....	14	vs Abilene Christian (11/15/08)
FOULS.....	13	Four times, last at Quincy (2/14/09)

**Southern Indiana Player High/Low Analysis (as of a.m. February 21, 2009)**  
**All games**

**Southern Indiana - INDIVIDUAL GAME HIGHS**

Points.....	27	Neuman, Brittany vs Rockhurst (1/24/09)
Field Goals Made.....	11	Neuman, Brittany vs Drury (2/7/09)
Field Goal Att.....	17	Young, Ellen at Wisconsin-Parkside (12/6/08)
FG Pct (min 5 made).....	1.000 ( 6-6 )	Newhart, Amie vs Lake Erie (2/11/09)
3-Point FG Made.....	5	Young, Ellen vs Missouri-St. Louis (1/22/09)
3-Point FG Att.....	7	Eight times, last: Newhart, Amie vs Drury (2/7/09)
3-Pt FG Pct (min 4 made).....	1.000 ( 4-4 )	Young, Ellen at Missouri-St. Louis (02/19/09)
Free Throws Made.....	11	Soaper, Rinesha vs Wayne State (12/29/08)
Free Throw Att.....	16	Neuman, Brittany at Missouri-St. Louis (02/19/09)
FT Pct (min 6 made).....	1.000 ( 6-6 )	Twice, last: Neuman, Brittany vs Edinboro (11/22/08)
Rebounds.....	18	Neuman, Brittany at Missouri-St. Louis (02/19/09)
Assists.....	8	Twice, last: Newhart, Amie vs Lake Erie (2/11/09)
Steals.....	5	Four times, last: Soaper, Rinesha vs Kentucky Wesleyan (1/15/09)
Blocked Shots.....	4	Evans, Ninette vs Drury (2/7/09)
Turnovers.....	9	Newhart, Amie vs SE Oklahoma State (11/16/08)
Fouls.....	5	16 times, last: Williams, Abby at Missouri-St. Louis (02/19/09)
		Neuman, Brittany at Missouri-St. Louis (02/19/09)
		Evans, Ninette at Missouri-St. Louis (02/19/09)

**OPPONENT INDIVIDUAL GAME HIGHS**

Points.....	30	McCaskill, Tamara at Missouri S&T (1/31/09)
Field Goals Made.....	13	McCaskill, Tamara at Missouri S&T (1/31/09)
Field Goal Att.....	25	McCaskill, Tamara at Missouri S&T (1/31/09)
FG Pct (min 6 made).....	1.000 ( 6-6 )	Twice, last: Brackman, Karen vs Northern Kentucky (1/8/09)
3-Point FG Made.....	7	Bowers, Brooke vs Wayne State (12/29/08)
3-Point FG Att.....	11	Ballweg, Lindsay vs Drury (2/7/09)
3-Pt FG Pct (min 3 made).....	1.000 ( 3-3 )	Dewey, Katie vs Indianapolis (1/4/09)
Free Throws Made.....	9	BROWN, Destiny vs SE Oklahoma State (11/16/08)
Free Throw Att.....	10	BROWN, Destiny vs SE Oklahoma State (11/16/08)
FT Pct (min 7 made).....	1.000 ( 7-7 )	Oliver, Melanie vs Drury (2/7/09)
Rebounds.....	19	Katie Cezat vs Hillsdale (11/28/08)
Assists.....	9	Brooke Knight vs Hillsdale (11/28/08)
Steals.....	5	Twice, last: Jones, Ja'Nell vs Drury (2/7/09)
Blocked Shots.....	4	Katie Cezat vs Hillsdale (11/28/08)
Turnovers.....	7	Four times, last: Shuman, Courtney vs Quincy (2/5/09)
Fouls.....	5	Eight times, last: Moody, Caitlyn at Missouri-St. Louis (02/19/09)
	5	Deckard, Hailee at Missouri-St. Louis (02/19/09)

## Missouri Univ. of Science & Technology Roster and Statistics (as of a.m. February 19, 2009)

No.	Player	Pos.	Ht.	Yr.	Hometown (High School/Previous)
2	Jenny Dorman	G	5-7	Fr.	Pella, IA (Pella)
4	Brittany Percival	G/F	5-9	Fr.	Hartville, MO (Hartville)
5	Tamara McCaskill	F	5-11	Sr.	Edwardsville, IL (Edwardsville)
10	Jaysa Blackwell	G	5-4	Fr.	Doniphan, MO (Doniphan)
11	Lauren Dubbert	G/F	5-10	Sr.	Madison, MO (Madison/ Eastern Kentucky)
12	Lydia Karlefors	G	5-10	Sr.	Sunderbyn, Sweden (Lulea Basketgymnasium/ John A. Logan)
20	Courtney Kemp	G	5-9	Fr.	Fredricktown, MO (Fredricktown)
22	Kylee Grant	G	5-4	Jr.	Peoria, IL (Richwoods/Illinois Central)
23	Chelsea Stangel	G/F	5-11	So.	Manitowoc, WI (Roncalli)
24	Jazmine Bell	G	5-7	Jr.	Euclid, OH (Euclid/Cincinnati State)
25	Katie McElrath	C/F	6-0	Sr.	Owasso, OK (Owasso)
33	Julie Meyer	F/G	5-10	Fr.	Marthasville, MO (St. Francis Borgia)
34	Maria Bratcher	C/F	6-2	Sr.	St. Louis, MO (Jennings/Iowa Western)
44	Sheena Chadwell	F/C	6-1	Sr.	Mason, MI (Mason)

**Head Coach:** Alan Eads (7<sup>th</sup> Year); **Assistant Coach:** Keri Hessel (3<sup>rd</sup> Year)

RECORD:	OVERALL	HOME	AWAY	NEUTRAL
ALL GAMES.....	(12-12)	(8-5)	(3-7)	(1-0)
CONFERENCE.....	(5-10)	(3-4)	(2-6)	(0-0)
NON-CONFERENCE.....	(7-2)	(5-1)	(1-1)	(1-0)

DATE	TIME	OPPONENT	SCORE	ATTEND	HIGH POINTS	HIGH REBOUNDS
11/15/08	4:00 p.m.	LINCOLN	W 71-46	850	(18)Dubbert, Lauren	(9)McCaskill, Tamara
11/16/08	4:00 pm	HILLSDALE	63-82 L	400	(16)Bell, Jazmine	(4)Bratcher, Maria (4)Grant, Kylee
11/19/08	7:00 pm	BLACKBURN	W 100-36	250	(16)McElrath, Katie	(10)Karlefors, Lydia
11/28/08	5 PM	vs Pittsburg State	W 78-75	250	(25)McCaskill, Tamara	(13)McElrath, Katie
11/29/08	3:30 pm	at Missouri Southern	69-75 L	600	(18)McCaskill, Tamara	(5)Dubbert, Lauren
12/4/08	5:30 pm	* ROCKHURST	W 89-71	500	(22)McCaskill, Tamara	(7)McElrath, Katie (7)Dubbert, Lauren
12/6/08	1:00 pm	* DRURY	63-77 L	1000	(17)McElrath, Katie	(9)McElrath, Katie
12/10/08	7 p.m.	LYON	W 70-64	500	(18)McCaskill, Tamara	(8)McElrath, Katie
12/20/08	3:00 PM	at Lincoln	W 58-55	76	(13)McCaskill, Tamara	(5)Dubbert, Lauren
12/30/08	7 p.m.	WESTMINSTER	W 83-55	500	(17)McCaskill, Tamara	(6)McCaskill, Tamara
1/4/09	2:00 pm	* QUINCY	55-78 L	850	(19)McCaskill, Tamara	(11)McElrath, Katie
01/08/09	5:30 p.m.	* at Lewis University	58-62 L	210	(18)McCaskill, Tamara	(10)McCaskill, Tamara
01/10/09	1:00 p.m.	* at Wisconsin-Parkside	54-63 L	254	(16)McCaskill, Tamara	(6)McCaskill, Tamara
1/15/09	5:30 PM	* SAINT JOSEPH'S	W 75-58	400	(20)McCaskill, Tamara	(6)Bell, Jazmine (6)Bratcher, Maria
1/17/09	1:00 PM	* INDIANAPOLIS	71-78 L	500	(19)McCaskill, Tamara	(6)McCaskill, Tamara
1/22/09	5:30 p.m.	* at Northern Kentucky	61-67 L	1104	(16)McCaskill, Tamara	(7)McCaskill, Tamara (7)Bell, Jazmine (7)McElrath, Katie (7)McCaskill, Tamara
01/24/09	1:00 PM	* at BELLARMINE	80-87 L	283	(23)McElrath, Katie	(5)McElrath, Katie
1/29/09	5:30 P.M.	* KENTUCKY WESLEYAN	W 67-62	1000	(18)Dubbert, Lauren	(5)Kemp, Courtney (5)Dubbert, Lauren
1/31/09	1 p.m.	* SOUTHERN INDIANA	75-79 L	800	(30)McCaskill, Tamara	(9)McCaskill, Tamara
02-05-09	5:30 p.m.	* at Missouri-St. Louis	W 69-59	533	(10)McElrath, Katie (10)McCaskill, Tamara	(7)McElrath, Katie
02/07/09	1:00 pm	* at Rockhurst	W 87-65	330	(17)Percival, Brittany	(7)Bratcher, Maria
2/10/09	5:30 p.m.	ILLINOIS-SPRINGFIELD	W 85-56	450	(18)McCaskill, Tamara	(9)McElrath, Katie
2/14/09	1 p.m.	* at Drury University	71-82 L	1418	(17)Percival, Brittany (17)McElrath, Katie	(10)McCaskill, Tamara
2/19/09	5:15 pm	* at Quincy University	81-89 L	1031	(27)McCaskill, Tamara	(13)McCaskill, Tamara

\* - Conference game

ATTENDANCE SUMMARY	GAMES	TOTALS	AVG/GAME
HOME.....	13	8000	615
AWAY.....	10	5839	584
NEUTRAL.....	1	250	250
TOTAL.....	24	14089	587

# Season Box Score

##	Player	GP-GS	Min--Avg	---TOTAL---		---3-PTS---		---REBOUNDS---								PF	FO	A	TO	Blk	Stl	Pts	Avg
				FG-FGA	Pct	3FG-FGA	Pct	FT-FTA	Pct	Off	Def	Tot	Avg										
05	McCaskill, Tamara..	24-24	732 30.5	159-307	.518	11-41	.268	73-104	.702	46	111	157	6.5	58	1	67	66	16	48	402	16.8		
	Conference-Only..	15-15	496 33.1	106-217	.488	6-31	.194	45-62	.726	30	75	105	7.0	42	1	42	45	12	28	263	17.5		
25	McElrath, Katie....	24-24	619 25.8	110-223	.493	9-31	.290	39-58	.672	61	83	144	6.0	58	2	35	55	30	23	268	11.2		
	Conference-Only..	15-15	407 27.1	71-138	.514	6-18	.333	27-41	.659	44	50	94	6.3	37	1	19	39	15	12	175	11.7		
24	Bell, Jazmine.....	24-24	621 25.9	72-172	.419	19-47	.404	58-82	.707	11	65	76	3.2	45	1	53	74	6	31	221	9.2		
	Conference-Only..	15-15	401 26.7	47-116	.405	14-33	.424	30-41	.732	10	37	47	3.1	29	1	28	47	5	22	138	9.2		
11	Dubbert, Lauren....	24-24	596 24.8	74-154	.481	30-69	.435	34-45	.756	21	58	79	3.3	51	0	42	57	3	22	212	8.8		
	Conference-Only..	15-15	354 23.6	43-95	.453	17-43	.395	21-27	.778	13	33	46	3.1	36	0	21	35	2	12	124	8.3		
04	Percival, Brittany..	23-0	254 11.0	42-84	.500	13-25	.520	20-26	.769	17	25	42	1.8	20	0	20	30	2	10	117	5.1		
	Conference-Only..	14-0	162 11.6	31-59	.525	11-19	.579	17-22	.773	12	14	26	1.9	11	0	13	22	0	5	90	6.4		
20	Kemp, Courtney....	24-8	453 18.9	40-105	.381	9-30	.300	17-30	.567	26	42	68	2.8	39	0	60	45	2	34	106	4.4		
	Conference-Only..	15-4	295 19.7	24-60	.400	4-16	.250	11-20	.550	14	26	40	2.7	25	0	36	28	2	21	63	4.2		
02	Dorman, Jenny.....	24-0	270 11.3	28-59	.475	18-40	.450	17-19	.895	6	22	28	1.2	16	0	17	16	0	7	91	3.8		
	Conference-Only..	15-0	162 10.8	13-32	.406	9-23	.391	14-16	.875	5	14	19	1.3	7	0	11	5	0	5	49	3.3		
12	Karlefors, Lydia...	21-0	169 8.0	31-58	.534	7-15	.467	10-10	1.000	12	18	30	1.4	14	0	15	10	0	6	79	3.8		
	Conference-Only..	13-0	88 6.8	15-29	.517	5-9	.556	8-8	1.000	3	5	8	0.6	7	0	7	5	0	3	43	3.3		
22	Grant, Kylee.....	21-16	410 19.5	27-88	.307	13-54	.241	7-10	.700	5	30	35	1.7	29	0	43	42	0	10	74	3.5		
	Conference-Only..	15-11	261 17.4	14-55	.255	6-34	.176	1-4	.250	3	20	23	1.5	22	0	26	19	0	5	35	2.3		
33	Meyer, Julie.....	20-0	181 9.1	20-38	.526	0-0	.000	11-15	.733	9	24	33	1.7	9	0	21	20	4	6	51	2.6		
	Conference-Only..	13-0	131 10.1	11-24	.458	0-0	.000	4-5	.800	4	20	24	1.8	5	0	14	16	2	3	26	2.0		
44	Chadwell, Sheena...	23-0	192 8.3	24-47	.511	0-1	.000	9-13	.692	9	17	26	1.1	22	0	4	14	1	1	57	2.5		
	Conference-Only..	14-0	103 7.4	8-24	.333	0-0	.000	4-6	.667	3	8	11	0.8	10	0	2	4	1	1	20	1.4		
34	Bratcher, Maria....	19-0	150 7.9	17-30	.567	0-0	.000	7-16	.438	22	35	57	3.0	21	0	4	15	11	13	41	2.2		
	Conference-Only..	12-0	85 7.1	11-15	.733	0-0	.000	4-8	.500	12	21	33	2.8	11	0	3	9	6	5	26	2.2		
23	Stangel, Chelsea...	7-0	49 7.0	3-8	.375	0-0	.000	4-4	1.000	1	3	4	0.6	4	0	7	4	0	1	10	1.4		
	Conference-Only..	3-0	14 4.7	1-2	.500	0-0	.000	0-0	.000	0	1	1	0.3	0	0	1	1	0	0	2	0.7		
10	Blackwell, Jaysa...	16-0	104 6.5	1-8	.125	0-4	.000	2-4	.500	1	6	7	0.4	10	0	4	10	0	0	4	0.3		
	Conference-Only..	9-0	41 4.6	1-4	.250	0-1	.000	0-0	.000	1	3	4	0.4	2	0	2	3	0	0	2	0.2		
	TEAM.....									39	50	89	3.7	0		7				0			
	Conference-Only..									25	29	54	3.6	0		3				0			
	<b>Total.....</b>	<b>24</b>	<b>4800</b>	<b>648-1381</b>	<b>.469</b>	<b>129-357</b>	<b>.361</b>	<b>308-436</b>	<b>.706</b>	<b>286</b>	<b>589</b>	<b>875</b>	<b>36.5</b>	<b>396</b>	<b>4</b>	<b>392</b>	<b>465</b>	<b>75</b>	<b>212</b>	<b>1733</b>	<b>72.2</b>		
	Conference-Only..	15	3000	396-870	.455	78-227	.344	186-260	.715	179	356	535	35.7	244	3	225	281	45	122	1056	70.4		
	<b>Opponents.....</b>	<b>24</b>	<b>4798</b>	<b>581-1340</b>	<b>.434</b>	<b>144-396</b>	<b>.364</b>	<b>315-464</b>	<b>.679</b>	<b>250</b>	<b>509</b>	<b>759</b>	<b>31.6</b>	<b>405</b>	<b>9</b>	<b>330</b>	<b>441</b>	<b>46</b>	<b>232</b>	<b>1621</b>	<b>67.5</b>		
	Conference-Only..	15	3000	386-867	.445	99-269	.368	206-289	.713	171	328	499	33.3	242	4	214	247	33	148	1077	71.8		

SCORE BY PERIODS:	1st	2nd	Total
Missouri S&T.....	819	914	- 1733
Opponents.....	734	887	- 1621

DEADBALL REBOUNDS:	OFF	DEF	TOTAL
Missouri S&T.....	59	9	68
Opponents.....	60	6	66

TEAM STATISTICS	S&T	OPP	DATE	OPPONENT	W/L	SCORE	ATTEND
SCORING.....	1733	1621	11/15/08	LINCOLN	W	71-46	850
Points per game.....	72.2	67.5	11/16/08	HILLSDALE	L	63-82	400
Scoring margin.....	+4.7	-	11/19/08	BLACKBURN	W	100-36	250
FIELD GOALS-ATT.....	648-1381	581-1340	11/28/08	vs Pittsburg State	W	78-75	250
Field goal pct.....	.469	.434	11/29/08	at Missouri Southern	L	69-75	600
3 POINT FG-ATT.....	129-357	144-396	*12/4/08	ROCKHURST	W	89-71	500
3-point FG pct.....	.361	.364	*12/6/08	DRURY	L	63-77	1000
3-pt FG made per game.	5.4	6.0	12/10/08	LYON	W	70-64	500
FREE THROWS-ATT.....	308-436	315-464	12/20/08	at Lincoln	W	58-55	76
Free throw pct.....	.706	.679	12/30/08	WESTMINSTER	W	83-55	500
F-Throws made per game	12.8	13.1	*1/4/09	QUINCY	L	55-78	850
REBOUNDS.....	875	759	*01/08/09	at Lewis	L	58-62	210
Rebounds per game....	36.5	31.6	*01-10-09	at UW-Parkside	L	54-63	254
Rebounding margin.....	+4.8	-	*1/15/09	SAINT JOSEPH'S	W	75-58	400
ASSISTS.....	392	330	*1/17/09	INDIANAPOLIS	L	71-78	500
Assists per game.....	16.3	13.8	*1/22/09	at Northern Kentucky	L	61-67	1104
TURNOVERS.....	465	441	*01/24/09	at Bellarmine	L	80-87	283
Turnovers per game....	19.4	18.4	*1/29/09	KENTUCKY WESLEYAN	W	67-62	1000
Turnover margin.....	-1.0	-	*1/31/09	SOUTHERN INDIANA	L	75-79	800
Assist/turnover ratio.	0.8	0.7	*02-05-09	at Missouri-St. Louis	W	69-59	533
STEALS.....	212	232	*02/07/09	at Rockhurst	W	87-65	330
Steals per game.....	8.8	9.7	2/10/09	ILLINOIS-SPRINGFIELD	W	85-56	450
BLOCKS.....	75	46	*2/14/09	at Drury	L	71-82	1418
Blocks per game.....	3.1	1.9	*2/19/09	at Quincy	L	81-89	1031
ATTENDANCE.....	8000	6089	* denotes conference game				
Home games-Avg/Game...	13-615	10-584					
Neutral site-Avg/Game.	-	1-250					

SCORE BY PERIODS:	1st	2nd	Total
Missouri S&T.....	819	914	- 1733
Opponents.....	734	887	- 1621

# Missouri University S&T at Quincy University (February 19, 2009)

## Official Basketball Box Score

### Missouri S&T vs Quincy University

2/19/09 5:15 pm at Quincy, Illinois

VISITORS: Missouri S&T 12-12 (5-10)

##	Player Name	TOT-FG		3-PT	REBOUNDS			PF	TP	A	TO	BLK	S	MIN
		FG-FGA	FG-FGA	F'T-F'TA	OF	DE	TOT							
05	McCaskill, Tamara... *	11-17	0-0	5-5	3	10	13	3	27	1	2	0	1	30
11	Dubbert, Lauren..... *	2-5	0-1	1-1	0	1	1	4	5	2	3	0	0	21
20	Kemp, Courtney..... *	3-12	1-3	1-2	3	4	7	2	8	4	2	0	1	27
24	Bell, Jazmine..... *	3-8	2-5	1-2	1	3	4	4	9	3	4	0	1	29
25	McElrath, Katie..... *	5-8	0-2	2-3	5	6	11	4	12	2	1	0	1	26
02	Dorman, Jenny.....	2-3	2-3	0-0	1	0	1	0	6	1	1	0	0	16
04	Percival, Brittany..	2-5	1-2	0-0	0	0	0	0	5	0	1	0	0	13
12	Karlefors, Lydia....	2-2	0-0	0-0	0	0	0	0	4	0	1	0	0	5
22	Grant, Kylee.....	1-2	1-2	0-0	0	2	2	1	3	3	2	0	0	11
33	Meyer, Julie.....	0-2	0-0	0-0	0	1	1	0	0	1	1	0	1	8
34	Bratcher, Maria.....	1-1	0-0	0-1	0	2	2	3	2	0	0	0	0	11
44	Chadwell, Sheena....	0-0	0-0	0-0	0	0	0	0	0	0	0	0	0	3
	TEAM.....				2		2				1			
	Totals.....	32-65	7-18	10-14	15	29	44	21	81	17	19	0	5	200

TOTAL FG% 1st Half: 18-32 56.3%	2nd Half: 14-33 42.4%	Game: 49.2%	DEADB
3-Pt. FG% 1st Half: 4-9 44.4%	2nd Half: 3-9 33.3%	Game: 38.9%	REBS
F Throw % 1st Half: 3-3 100 %	2nd Half: 7-11 63.6%	Game: 71.4%	1

HOME TEAM: Quincy University 22-3 (14-1)

##	Player Name	TOT-FG		3-PT	REBOUNDS			PF	TP	A	TO	BLK	S	MIN
		FG-FGA	FG-FGA	F'T-F'TA	OF	DE	TOT							
03	Stellflue, Lindsey.. *	6-9	2-3	1-1	3	2	5	1	15	2	2	0	0	25
10	Irby, Whintae..... *	0-6	0-1	1-2	0	1	1	3	1	5	2	1	0	25
11	Keller, Jessica..... *	9-19	1-1	2-5	2	4	6	2	21	4	1	1	6	39
25	Shuman, Courtney.... *	6-10	0-0	3-4	5	4	9	3	15	4	1	0	0	28
30	Burgin, Janette..... *	3-8	3-4	3-5	0	4	4	3	12	3	0	2	0	29
12	Roznowski, Alex.....	5-10	4-8	0-0	0	3	3	2	14	2	0	0	0	27
23	Goldie, Daryle.....	0-0	0-0	0-0	0	0	0	0	0	0	0	1	3	
24	Vaughn, Jessica.....	2-3	0-0	1-3	0	0	0	0	5	0	1	0	1	12
51	Young, Michaela.....	3-3	0-0	0-2	1	1	2	2	6	1	0	0	0	12
	TEAM.....				2		2							
	Totals.....	34-68	10-17	11-22	11	21	32	16	89	21	7	4	8	200

TOTAL FG% 1st Half: 18-33 54.5%	2nd Half: 16-35 45.7%	Game: 50.0%	DEADB
3-Pt. FG% 1st Half: 4-7 57.1%	2nd Half: 6-10 60.0%	Game: 58.8%	REBS
F Throw % 1st Half: 6-10 60.0%	2nd Half: 5-12 41.7%	Game: 50.0%	5

Officials: Mark Wallace, Doug Klenc and Bob Frey  
 Technical fouls: Missouri S&T-None. Quincy University-None.  
 Attendance: 1031

Score by Periods	1st	2nd	Total
Missouri S&T.....	43	38	- 81
Quincy University.....	46	43	- 89

Quincy is ranked #15 in NCAA Division II  
 Quincy extends their home winning streak to 25 games and overall winning streak to school record 12 games

Points in the paint-S&T 38,QU 36. Points off turnovers-S&T 11,QU 33.  
 2nd chance points-S&T 12,QU 13. Fast break points-S&T 8,QU 0.  
 Bench points-S&T 20,QU 25. Score tied-7 times. Lead changed-5 times.  
 Last FG-S&T 2nd-00:20, QU 2nd-01:57.  
 Largest lead-S&T by 10 1st-13:03, QU by 12 2nd-02:52.