



2008-09 USI Women's Basketball Game Notes

◆ February 18, 2009 ◆

Media Contacts: Ray Simmons, Sports Information Director (Office) 812/465-1622; (Home) 812/402-643
Dan McDonnell, Asst. Sports Information Director (Office) 812/465-1121; (Home) 812/303-6287

Upcoming Games

Thu., February 19: USI at Missouri-St. Louis, 5:30 p.m. (Chuck Smith Court)*

Sat., February 21: USI vs. Missouri S&T (PAC)*^

*Denotes GLVC contest; ^Denotes Senior Day & Pink Zone; All Times are Central.

USI Schedule & Results On the Air

November

Sat. 1:	@ Indiana (Exhib.)	L 49-93
St. Edwards Shootout Austin, TX		
Sat. 15:	vs. Abilene Christian	L 53-80
Sun. 16:	vs. SE Oklahoma State	W 83-76
Sat. 22:	EDINBORO	W 88-80
Mon. 24:	MID-CONTINENT	W 79-55
Indianapolis Classic Indianapolis, IN		
Fri. 28:	vs. Hillsdale	L 55-70
Sat. 29:	vs. Grace	W 87-62

Radio: WSWI AM 820; WSPR 90.7 FM.

Internet: www.820theedge.com.

TV: n/a

On the Web

USI Athletic web site: www.usi.edu/sports

Women's Basketball: www.usi.edu/sports/wbasket/wbasket.asp

Live stats for home games: www.usi.edu/sports/wbblive/xlive.htm

Head Coach Rick Stein (10th Year)

USI/career record: 166-119 (.583)

GLVC record: 95-95 (.500)

Home record: 101-46 (.687)

Road record: 44-57 (.437)

Neutral record: 21-16 (.568)

Midwest Region record: 126-106 (.543)

December

Thu. 4:	@ Lewis	L 61-69*
Sat. 6:	@ UW-Parkside	L 67-75*
Sat. 20:	ILLINOIS-SPRINGFIELD	W 62-55
Mon. 22:	TRUMAN STATE	W 67-50
Mon. 29:	WAYNE STATE (MI)	W 80-75

January

Fri. 2:	SAINT JOSEPH'S	W 78-56*
Sun. 4:	INDIANAPOLIS	L 68-93*
Thu. 8:	NORTHERN KENTUCKY	L 48-62*
Sat. 10:	@ Bellarmine	L 58-77*
Thu. 15:	KENTUCKY WESLEYAN	W 65-61*
Thu. 22:	MISSOURI-ST. LOUIS	W 92-73*
Sat. 24:	ROCKHURST	L 67-77*
Thu. 29:	@ Drury	ppd.*
Sat. 31:	@ Missouri S&T	W 79-75*

February

Thu. 5:	QUINCY	L 61-71*
Sat. 7:	DRURY	W 90-86 (2ot)*^
Wed. 11:	LAKE ERIE	W 94-75
Sat. 14:	@ Quincy	L 63-79*
Thu. 19:	@ Missouri-St. Louis	5:30 p.m.*
Sat. 21:	MISSOURI S&T	1 p.m.*!
Wed. 25:	@ Drury	5:45 p.m.*
Sat. 28:	@ Rockhurst	1 p.m.*

GLVC Tournament March 5-8

Sites to be determined

Midwest Region Tournament March 13-16

Site to be determined

NCAA II Elite Eight March 25-28

Saint Joseph Civic Arena

Saint Joseph, Missouri

*GLVC contest; ^Homecoming;!Senior Day.
All times are Central.

USI in 2008-09

Overall record: 13-10 (.565)

GLVC record: 5-8 (.385)

Division Record: 3-3 (.500)

Home record: 10-4 (.714)

Road record: 1-4 (.200)

Neutral site record: 2-2 (.500)

Midwest Region record: 8-9 (.471)

USI's last time out

Quincy 79

Pts: J. Keller, 24.

Rbs: J. Keller, 10; C. Shuman, 10.

Asts: J. Keller, 4; W. Irby, 4.

Southern Indiana 63

Pts: A. Newhart, 17.

Rbs: B. Neuman, 11.

Asts: Five players with 2.

Notable: B. Neuman, 16 pts.

Recap

USI fought back from a 10-point deficit to take a 55-54 lead with eight minutes to play, but a 9-0 Quincy run turned momentum back into the Hawks' favor. The Eagles had 16 of their season-high 28 turnovers in the second half, including seven in the final eight minutes of the game. Earlier in the contest, USI saw leads of 11-0 and 20-10 evaporate before taking a 29-28 lead into the break.

USI vs. Opponents

USI at University of Missouri-St. Louis Tritons (7-18, 3-11 GLVC)

-Series record: USI leads the all-time series, 24-10.

-Series since 2000: USI leads the series, 15-4.

-First meeting: UMSL 86, at USI 51 (1981-82 season)

-Last year: USI 77, at UMSL 72 (1/3/08); at USI 78, UMSL 68 (3/1/08)

-This year: @USI 92, UMSL 73 (1/22/09)

USI vs. Missouri Univ. of Science & Technology Miners (12-11, 5-9 GLVC)

-Series record: MST leads the all-time series, 8-1.

-Series since 2000: MST leads the series, 6-1

-First meeting: MST (formerly Missouri-Rolla) 75, at USI 63 (1988-89 season)

-Last year: at MST 78, USI 63 (1/5/08), MST 71, at USI 61 (2/28/08)




-This year: USI 79, at MST 75 (1/31/09)

2008-09 University of Southern Indiana Screaming Eagles

	PLAYER	2008-09 Statistics			2008-09 Season Highs	USI Career Highs
		Pt.#	Reb.#	Ast.#		
	#1 Rinesha Soaper Pronunciation: Rye-KNEE-shuh 5'4"...Freshman...Guard Hometown: Henderson, KY H.S.: Henderson County	8.7	1.7	1.0	Pts: 26-Wayne State, 12/29 Reb: 4-Edinboro, 11/22 Ast: 3-Three times, last on 1/31 Stl: 5-Three times, last on 1/15 Double-figure scoring: 8 20-point outings: 1	First Year at USI
	#4 Cootie Leeberg Pronunciation: Coo-tee 5'7"...Freshman...Guard Hometown: Lombard, IL H.S.: Montini Catholic	1.3	0.9	1.0	Pts: 8-Bellarmine, 1/10 Reb: 4-Abilene Christian, 11/15 Ast: 4-Grace, 11/29 Stl: 2-Indianapolis, 1/4	First Year at USI
	#13 Abby Williams Pronunciation: as sounds 6'0"...Junior... Guard/Forward Hometown: St. Joseph, IL H.S.: St. Joseph-Ogden Last School: Kankakee C.C.	7.9	5.7	1.2	Pts: 18-Lake Erie, 2/11 Reb: 11-Twice, last on 2/11 Ast: 5-Edinboro, 11/22 Stl: 3-Three times, last 1/10 Double-figure scoring: 8 Double-figure rebounding: 3 Double-Doubles: 2	First Year at USI
	#21 Ninette Evans Pronunciation: Neh-NET 6'2"...Senior... Forward/Center Hometown: Memphis, TN H.S.: Trezevant Last School: North Shoals C.C.	6.9	5.3	0.4	Pts: 16-Lewis, 12/4 Reb: 12-Ill.-Springfield, 12/20 Ast: 2-Twice, last on 2/14 Stl: 2-Three times, last on 2/11 Double-figure scoring: 8 Double-figure rebounding: 2 Double-doubles: 1	Pts: 16-Lewis, 12/4/08 Reb: 14-Lewis, 1/12/08 Ast: 2-Three times, last on 2/14/09 Stl: 3-Quincy, 1/24/08 Double-figure scoring: 11 Double-figure rebounding: 3 Double-doubles: 2
	#22 Amie Newhart Pronunciation: as sounds 5'6"...Sophomore...Guard Hometown: Mulberry, IN H.S.: Clinton Prairie	11.2	2.5	3.1*	Pts: 19-Lake Erie, 2/11 Reb: 7-Hillsdale, 11/28 Ast: 8-Lake Erie, 2/11 Stl: 4-Lewis, 12/4 Double-figure scoring: 15	Pts: 19-Lake Erie, 2/11/09 Reb: 7-Twice, last on 11/28/08 Ast: 8-Lake Erie, 2/11/09 Stl: 5-UW-Parkside, 1/10/08 Double-figure scoring: 28
	#23 Taylor Miller Pronunciation: as sounds 5'10"...Freshman... Forward Hometown: Anderson, IN H.S.: Anderson	3.1	1.9	0.9	Pts: 9-Hillsdale, 11/28 Reb: 4-Abilene Christian, 11/15 Ast: 2-Three times, last 12/22 Stl: 2-Twice, last on 12/20	First Year at USI
	#24 Lauren Meneghetti Pronunciation: MEN-eh-get-EE 5'10"...Sophomore... Guard Hometown: Munster, IN H.S.: Munster	9.4	3.2	2.4	Pts: 26-SE Oklahoma St., 11/16 Reb: 8-Ill.-Springfield, 12/20 Ast: 8-Drury, 2/7 Stl: 4-Lewis, 12/4 Double-figure scoring: 11 20-point outings: 1	Pts: 26-SE Oklahoma St., 11/16/08 Reb: 8-Ill.-Springfield, 12/20/08 Ast: 5-Drury, 2/7/09 Stl: 4-Twice, last on 12/4/08 Double-figure scoring: 12 20-point outings: 1
	#25 Lauren Luce Pronunciation: as sounds 5'8"...Freshman... Guard Hometown: Vincennes, IN H.S.: South Knox	0.0	0.0	0.0	Pts: n/a Reb: n/a Ast: n/a Stl: n/a	First Year at USI






***Team Leader; All averages listed are from last season at USI or at player's previous school for 1st year players.**

Continued on next page...

PLAYER	2008-09 Statistics			2008-09 Season Highs	USI Career Highs
	Pt.#	Reb.#	Ast.#		
 #30 Ellen Young Pronunciation: as sounds 5'5"...Sophomore... Guard Hometown: Salem, IL H.S.: Salem Community Last School: SIU Carbondale	13.7*	4.5	2.0	Pts: 22-Drury, 2/7 Reb: 12-Truman State, 12/22 Ast: 5-Twice, last on 2/7 Stl: 5-Grace, 11/29 Double-figure scoring: 16 20-point outings: 4 Double-figure rebounding: 2 Double-Doubles: 2	First Year at USI
 #40 Courtney Perry Pronunciation: as sounds 6'0"...Sophomore...F/C Hometown: Crown Point, IN H.S.: Crown Point	1.0	1.3	0.2	Pts: 6-Grace, 11/29 Reb: 4-Saint Joseph's, 1/2 Ast: 1-Three times, last on 2/11 Stl: 1-Four times, last on 2/11	Pts: 6-Grace, 11/29/08 Reb: 6-Twice (last on 12/15/07) Ast: 2-Twice (last on 2/7/08) Stl: 1-Seven times (last 2/11/09)
 #43 Leigha Thompson Pronunciation: Leah 6'2"...Freshman...F/C Hometown: Teutopolis, IL H.S.: Teutopolis (2007)	2.0	1.0	0.0	Pts: 2-Lake Erie, 2/11 Reb: 1-Lake Erie, 2/11 Ast: n/a Stl: n/a	First Year at USI
 #44 Brittany Neuman Pronunciation: New-men 6'2"...Senior...Forward/Center Hometown: Huntingburg, IN H.S.: Southridge	10.0	7.7*	0.6	Pts: 27-Rockhurst, 1/24 Reb: 14-Rockhurst, 1/24 Ast: 2-Three times, last 1/2 Stl: 3-Twice, last on 1/24 Double-figure scoring: 11 20-point outings: 3 Double-figure rebounding: 7 Double-Doubles: 5	Pts: 24-Rockhurst, 1/24/09 Reb: 14-Rockhurst, 1/24/09 Ast: 4-Rockhurst, 1/4/06 Stl: 3-Twice, last on 1/24/09 Double-figure scoring: 15 20-point outings: 3 Double-figure rebounding: 11 Double-Doubles: 8

*Team Leader.

2008-09 Women's Basketball Coaching Staff

 Rick Stein Head Coach (10 th season) Pronunciation: Styne	 Randa Gatling Assistant Coach (10 th season) Pronunciation: Ran-da	 Michelle Irwin Assistant Coach (3 rd season) Pronunciation: as sounds
 Jessica Grimaldo Student Assistant Coach (1 st season) Pronunciation: Gri-MALL-doe	 Kelci Prewitt Manager (1 st season) Pronunciation: as sounds	

Possible Starters:	PPG	RPG	APG	Last Game
#1 Rinesha Soaper (5'4"...Fr...G...Henderson, KY)	8.7	1.7	1.0	9 pts, 3 rbs, 3 stls
#13 Abby Williams (6'0"...Jr...G/F...St. Joseph, IL)	7.9	5.7	1.2	4 pts, 8 rbs, 2 asts
#22 Amie Newhart (5'6"...So...G...Mulberry, IN)	11.2	2.5	3.1*	17 pts, 4 rbs, 2 asts
#30 Ellen Young (5'5"...So...G...Salem, IL)	13.7*	4.5	2.0	5 pts, 3 rbs, 1 ast
#44 Brittany Neuman (6'2"...Sr...F/C...Huntingburg, IN)	10.0	7.7*	0.6	16 pts, 11 rbs, 1 blk

*Team Leader; Last game was at #19 Quincy (February 14, 2009).

GLVC Standings (as of a.m. February 18, 2009)

Latest Results

East

School	GLVC	Pct.	Div	Overall	Pct	Streak
UW-Parkside*	13-2	.867	8-1	17-7	.708	W5
Northern Kentucky*	12-2	.857	7-1	21-2	.913	W4
Lewis*	9-5	.643	6-2	13-10	.565	W4
Indianapolis	8-6	.571	4-4	19-7	.731	L2
Bellarmino	7-8	.467	3-6	15-9	.625	L1
Kentucky Wesleyan	4-11	.267	2-7	9-15	.375	L7
Saint Joseph's	0-15	.000	0-9	0-24	.000	L24

West

School	GLVC	Pct.	Div	Overall	Pct	Streak
Quincy*	13-1	.929	6-1	21-3	.875	W11
Drury*	10-3	.769	5-1	16-7	.696	W1
Southern Indiana	5-8	.385	3-3	13-10	.565	L1
Missouri S&T	5-9	.357	3-4	12-11	.522	L1
Missouri-St. Louis	3-11	.214	2-5	7-18	.280	W2
Rockhurst	3-11	.214	1-6	9-16	.360	L5

* Clinched GLVC Tournament Berth

February 10, 2009

at Missouri S&T 85, Illinois-Springfield 56
at Oakland City 74, Missouri-St. Louis 66
at Northern Kentucky 88, Lake Erie 52

February 11, 2009

at Southern Indiana 94, Lake Erie 75

February 12, 2009

Bellarmino 60, at Kentucky Wesleyan 43
at UW-Parkside 85, Saint Joseph's 56
at Lewis 71, Indianapolis 53

February 14, 2009

at Drury 82, Missouri S&T 71*
at UW-Parkside 77, Bellarmino 52*
at Missouri-St. Louis 75, Rockhurst 69*
at Northern Kentucky 48, Kentucky Wesleyan 32*
at Lewis 83, St. Joseph's 58*
at Quincy 79, Southern Indiana 63*

February 17, 2009

Missouri-St. Louis 64, at Lincoln (Mo.) 60

Upcoming Schedule

February 18, 2009

UW-Parkside at Northern Kentucky, 4:30 p.m.*

February 19, 2009

Kentucky Wesleyan at Indianapolis, 4:30 p.m.*
Lewis at Bellarmino, 4:30 p.m.*
Missouri S&T at Quincy, 5:15 p.m.*
Southern Indiana at Missouri-St. Louis, 5:30 p.m.*
Rockhurst at Drury, 5:45 p.m.*

February 21, 2009

Missouri S&T at Southern Indiana, 1 p.m.*
Northern Kentucky at Saint Joseph's, 1 p.m.*
Kentucky Wesleyan at Lewis, 1 p.m.*
Quincy at Rockhurst, 1 p.m.*
Missouri-St. Louis at Drury, 3 p.m.*
Indianapolis at Bellarmino, 4:45 p.m.*

February 25, 2009

Southern Indiana at Drury, 5:45 p.m.*

February 26, 2009

Bellarmino at Northern Kentucky, 4:30 p.m.*
Lewis at UW-Parkside, 5:30 p.m.*
Indianapolis at Saint Joseph's, 5:30 p.m.*

February 28, 2009

UW-Parkside at Indianapolis, Noon*
Lewis at Northern Kentucky, Noon*
Saint Joseph's at Kentucky Wesleyan, 1 p.m.*
Southern Indiana at Rockhurst, 1 p.m.*
Drury at Quincy, 1 p.m.*
Missouri-St. Louis at Missouri S&T, 5:30 p.m.*

USI and GLVC opponents in the GLVC Rankings (as of a.m. 2/17/09)

Category	USI	UMSL	MST
Scoring Offense:.....	71.5 (6 th)	66.5 (10 th)	71.8 (5 th)
Scoring Defense:.....	71.0 (10 th)	74.9 (11 th)	66.6 (8 th)
Scoring Margin:.....	+0.6 (9 th)	-8.5 (12 th)	+5.2 (6 th)
FT Percentage:.....	.746 (5 th)	.649 (13 th)	.706 (11 th)
FG Percentage:.....	.410 (11 th)	.391 (12 th)	.468 (1 st)
FG % Defense:.....	.456 (12 th)	.454 (11 th)	.430 (9 th)
3-pt. FG Percentage:.....	.337 (9 th)	.350 (7 th)	.360 (6 th)
3-pt. FG % Defense:.....	.340 (7 th)	.346 (9 th)	.354 (10 th)
Rebounding Off.:.....	37.5 (4 th)	37.2 (5 th)	36.1 (8 th)
Rebounding Def.:.....	36.0 (8 th)	37.9 (10 th)	31.6 (3 rd)
Rebounding Margin:.....	+1.5 (7 th)	-0.7 (10 th)	+4.5 (4 th)
Blocked Shots:.....	2.4 (7 th)	1.3 (13 th)	3.3 (3 rd)
Assists:.....	12.3 (12 th)	13.8 (10 th)	16.3 (5 th)
Steals:.....	10.2 (3 rd)	8.4 (7 th)	9.0 (5 th)
Turnover Margin:.....	+1.7 (5 th)	-1.0 (10 th)	-0.5 (7 th)
Assist/TO Ratio:.....	0.65 (12 th)	0.70 (11 th)	0.84 (8 th)
Off. Rebounds:.....	14.4 (2 nd)	14.1 (3 rd)	11.8 (6 th)
Def. Rebounds:.....	23.0 (10 th)	23.2 (9 th)	24.4 (7 th)
3-pt. FGs Made:.....	6.2 (7 th)	6.3 (5 th)	5.3 (10 th)

Regional Rankings

(as of 2/18/09)

- Hillsdale
- Northern Kentucky
- Michigan Tech
- Quincy
- Drury
- Northwood
- Wisconsin-Parkside
- Grand Valley State
- Indianapolis
- Ashland

*Next poll due out
February 25.

For more on the GLVC, log onto www.glvcsports.com; *USI individuals in the GLVC rankings are in the game notes section.

Records when the Screaming Eagles are:	In 2008-09	Under Stein	In 2007-08	USA Today/ESPN D-II Top 25 Coaches Poll:
Playing at the PAC:.....	10-4	101-46	8-8	As of February 17, 2009 (Poll #11)
Playing on the Road:.....	1-4	44-57	1-8	Rk School (1st votes)
Playing at a Neutral Site:.....	2-2	21-16	1-1	1. Alaska-Anchorage (26)
Playing at night:.....	9-5	107-76	7-9	2. Fort Lewis (1)
Playing during the day:.....	4-5	59-43	3-7	3. Minnesota St.-Mankato
Playing on Monday:.....	3-0	13-2	0-0	4. Northern Kentucky
Playing Tuesday:.....	0-0	12-1	1-0	5. Hillsdale
Playing on Wednesday:.....	1-0	7-5	0-1	6. California-Pennsylvania
Playing on Thursday:.....	2-3	46-41	4-6	7. West Texas A&M
Playing on Friday:.....	1-1	10-10	0-1	8. Emporia State
Playing on Saturday:.....	5-5	64-55	5-8	9. Washburn
Playing on Sundays:.....	1-1	14-5	0-1	10. Indiana-Pennsylvania
Leading at the half:.....	12-3	140-30	9-5	11. Francis Marion
Trailing at the half:.....	0-7	20-87	1-12	12. Tusculum
Tied at the half:.....	1-0	6-2	0-0	13. UC-San Diego
Playing in overtime:.....	1-0	6-6	0-0	14. Seattle Pacific
Playing in November:.....	4-2	32-13	3-0	15. Quincy
Playing in December:.....	3-2	47-18	2-4	16. Michigan Tech.
Playing in January:.....	4-4	36-45	2-7	17. Central Oklahoma
Playing in February:.....	2-2	42-35	2-6	18. Rollins
Playing in March:.....	0-0	9-8	1-0	19. Stonehill
Outshooting opponent:.....	9-0	126-23	10-8	20. Saint Mary's
Being outshot by opponent:.....	4-10	39-96	0-9	21. Minnesota St.-Moorhead
Tie in shooting percentage:.....	0-0	1-0	0-0	22. Lenoir-Rhyne
Shooting 50 % or better:.....	4-0	49-3	3-0	23. District of Columbia
Shooting less than 50 %:.....	9-10	117-116	17-17	24. Clayton State
Outrebounding opponent:.....	10-3	98-44	9-10	25. Franklin Pierce
Being outrebounded:.....	1-6	54-69	1-6	
Tied in rebounding:.....	2-1	14-6	0-1	Dropped out:
Opponent has more turnovers:.....	10-4	128-42	4-2	None.
USI has more turnovers:.....	3-4	31-68	5-14	
Teams were tied in turnovers:.....	0-2	7-9	1-1	Others Receiving Votes:
USI scores under 70 points:.....	3-10	28-86	4-15	Ft. Valley St.-42; Fayetteville St.-26; Clark
USI scores 70-79 points:.....	3-0	49-25	3-2	Atlanta-24; Holy Family-20; Delta St.-19;
USI scores 80-89 points:.....	4-0	52-6	1-0	West Georgia-18; Molloy-13; Carson
USI scores 90-99 points:.....	3-0	29-1	2-0	Newman-11; Gannon-11; Grand Valley St.-10;
USI scores 100 or more points:.....	0-0	9-1	0-0	USC-Aiken-9; Tampa-9; Ark.-Monticello-7;
USI vs. Division II Teams:.....	11-10	147-119	8-17	Northwood-6; Georgia C.&St.U.-4; American
USI vs. Midwest Region:.....	8-9	126-106	6-16	Int'l.-2; Bentley-1.
USI vs. NAIA:.....	2-0	18-0	2-0	
USI vs. USCAA:.....	0-0	1-0	0-0	
USI vs. GLVC:.....	5-8	102-100	5-14	
USI vs. non-GLVC:.....	8-2	63-19	5-3	
USI vs. Top 25:.....	0-3	13-29	0-3	

Coach Stein vs. the GLVC

Opponent	Record (Pct.)	Opponent	Record (Pct.)
Bellarmino.....	4-13 (.235)	Missouri-St. Louis.....	15-4 (.790)
Drury.....	2-5 (.287)	Northern Kentucky.....	6-12 (.333)
Indianapolis.....	5-10 (.333)	Quincy.....	6-15 (.286)
Kentucky Wesleyan.....	13-3 (.800)	Rockhurst.....	6-2 (.750)
Lewis.....	9-11 (.450)	Saint Joseph's.....	12-4 (.750)
Missouri S&T.....	1-6 (.143)	Wisconsin-Parkside.....	12-6 (.667)

Screaming Eagles Game Notes

- **Pink Zone.** USI is asking fans to "Pack the PAC in Pink" February 21. The Screaming Eagles will wear pink uniforms in an effort to help raise awareness in the fight against breast cancer. More details will be released when available.
- **USI to honor Grimaldo, Evans, and Neuman on Senior Day.** USI will honor senior forward/centers **Ninette Evans** and **Brittany Neuman** as well as student assistant coach **Jessica Grimaldo** as part of its Senior Day festivities prior to Saturday's game against Missouri S&T.
- **Fast start, tough finish.** The Eagles jumped out to a pair of double-digit leads early against Quincy, but seven USI turnovers in the final 10 minutes of the opening period allowed the host Hawks to claw their way back into the contest. USI fought back from a 10-point deficit in the second half to forge a 55-54 advantage with eight minutes to play, but another rash of turnovers combined with some costly fouls allowed Quincy to separate itself from the Eagles and pull out its 11th consecutive victory.

- **Crunch time.** With two weeks left in the 2008-09 regular season, the Eagles find themselves in control of third-place in the GLVC West Division. However, the Eagles hold just a half-game lead over Missouri S&T for the final automatic spot in the GLVC Tournament.
- **Clinching scenarios.** There are a number of different ways the Eagles can claim a spot in the GLVC tournament in the final two weeks of the regular season, but none any simpler than winning twice this week. A win at Missouri-St. Louis followed by a victory over Missouri S&T would guarantee the Eagles the third seed in the GLVC West Division and a spot in the GLVC Tournament.
- **Neuman notches another double-double.** Senior forward/center **Brittany Neuman** recorded her second double-double in the last three games and her team and career-high fifth of the season in USI's loss to Quincy. Neuman finished with 16 points and a game-high 11 rebounds. Neuman has averaged a team-high 15.4 points and 8.1 rebounds in USI's last seven games.
- **Career highs notched in win over Lake Erie.** Sophomore guard **Amie Newhart** and junior guard/forward **Abby Williams** recorded career highs in USI's win over Lake Erie. Newhart had a career-best 19 points and eight assists, while Williams scored a USI career-high 18 points and tied her USI career-high with 11 rebounds.
- **Newhart stepping up her play.** Sophomore guard **Amie Newhart** has stepped up her production in the last seven games, averaging 14.1 points and 3.7 assists during that span. Newhart also has connected on 18 of her last 20 attempts from the charity stripe.
- **Helping hand.** The Eagles matched their season-high for assists last Wednesday against Lake Erie. USI racked up 20 assists, marking the second straight game it had finished with 20 assists and the third time this season.
- **Neuman, Evans continue to give Eagles solid presence in post.** Senior forward/centers **Brittany Neuman** and **Ninette Evans** continue to provide the Eagles with a solid presence in the post. The two combined for 39 points and 20 rebounds against Drury and have combined to average 23.8 points and 13.5 rebounds per contest in the last eight games.
- **Stein is USI's all-time winningest coach.** Head Coach **Rick Stein** surpassed former Head Coach Chancellor Dugan for first place on the program's all-time wins list with USI's 80-75 victory over Wayne State (12/29/08). Stein, who has been a part in 325 victories during his stay at USI, has put up 166 victories in his nine-plus years at the helm of the USI women's basketball program. Stein reached his 100th career victory in just 151 games, making him the fastest coach in the program's history to accomplish that feat.
- **Seeing double.** Senior forward/center **Brittany Neuman** (5), sophomore guard **Ellen Young** (2), junior guard/forward **Abby Williams** (2), and senior forward/center **Ninette Evans** (1) have combined for 10 double-doubles in this season.
- **USI has had at least five players reach double figures five times in 2008-09.** At least five USI players reached double figures in the scoring column in five games this season. USI had five players reach double digits in its 79-55 victory over Mid-Continent and its 87-62 win over Grace. They had six players reach double figures in their 92-73 win over Missouri-St. Louis and five players reach double digits in their 79-75 win over Missouri S&T. USI also had five players reach double figures in its 94-75 victory over Lake Erie. The Eagles had only one game in 2007-08 in which five of their players recorded 10 or more points.
- **20-point plateau.** Sophomore guard **Lauren Meneghetti** (1), senior forward/center **Brittany Neuman** (3), freshman guard **Rinesha Soaper** (1), and sophomore guard **Ellen Young** (4) have combined for nine 20-point efforts this season.
- **Eagles ranked in the GLVC (as of a.m. 2/17/09).** The Eagles have six players ranked in 12 GLVC statistical categories: **Ninette Evans** (2 categories) is offensive rebounds (2.52 orpg) and is tied for 10th in blocks (0.74 bpg); **Brittany Neuman** (5 categories) is second in field goal percentage (.564), is fourth in offensive rebounds (3.22 orpg), is fourth in total rebounding (7.7 rpg), is tied for seventh in blocks (0.78 bpg), and is tied for eighth in defensive rebounds (4.48 drpg); **Amie Newhart** (6 categories) is fifth in three-point field goal percentage (.451), is 10th in minutes played (31.57 mppg), is 13th in free throw percentage (.821), is 14th in assists (3.13 apg), is 15th in assist-to-turnover ratio (1.13), and is 23rd in scoring (11.2 ppg); **Rinesha Soaper** (1 category) is sixth in steals (2.05 spg); **Abby Williams** (1 category) is 20th in total rebounding (5.7 rpg). **Ellen Young** (4 categories) is fourth in minutes played (32.43 mppg), is ninth in steals (1.87 spg), is 11th in scoring (13.7 ppg), and is 15th in free throw percentage (.794).
- **Neuman earns GLVC Player of the Week honors.** Senior forward/center **Brittany Neuman** was named the GLVC Player of the Week for her performance against Edinboro. Neuman, who was 9-of-11 from the floor and 6-of-6 from the free throw line, finished the game with a career-high 24 points and 13 rebounds as the Eagles defeated the Fighting Scots, 88-80.
- **Magic Mark: 75 points.** The Eagles have won 82 of their last 92 games when scoring at least 75 points. USI is 182-17 (.915) since 1996-97 when reaching the 75-point plateau.

Southern Indiana at Quincy University (February 14, 2009)

Official Basketball Box Score

Southern Indiana vs Quincy University

2/14/09 1 pm at Quincy, Illinois

VISITORS: Southern Indiana 13-10 (5-8)

##	Player Name	TOT-FG			3-PT			REBOUNDS			PF	TP	A	TO	BLK	S	MIN
		FG-FGA	FG-FGA	FT-FTA	OF	DE	TOT										
01	Soaper, Rinesha..... *	3-11	1-3	2-2	1	2	3	3	9	2	6	0	3	25			
13	Williams, Abby..... *	2-8	0-4	0-0	1	7	8	4	4	2	2	0	2	29			
22	Newhart, Amie..... *	6-11	3-6	2-2	1	3	4	0	17	2	4	0	2	37			
30	Young, Ellen..... *	2-7	0-1	1-2	1	2	3	3	5	1	3	0	0	31			
44	Neuman, Brittany.... *	7-10	0-0	2-4	4	7	11	4	16	0	5	1	0	26			
04	Leeberg, Cootie.....	0-0	0-0	0-0	0	0	0	0	0	0	0	0	0	2			
21	Evans, Ninette.....	0-4	0-0	2-2	1	5	6	3	2	2	2	0	1	21			
24	Meneghetti, Lauren..	4-7	2-4	0-0	0	1	1	3	10	2	4	1	0	23			
40	Perry, Courtney.....	0-0	0-0	0-0	0	0	0	3	0	0	2	0	0	6			
TEAM.....					2	1	3										
Totals.....		24-58	6-18	9-12	11	28	39	23	63	11	28	2	8	200			

TOTAL FG% 1st Half: 11-31 35.5% 2nd Half: 13-27 48.1% Game: 41.4% DEADB
 3-Pt. FG% 1st Half: 2-9 22.2% 2nd Half: 4-9 44.4% Game: 33.3% REBS
 F Throw % 1st Half: 5-6 83.3% 2nd Half: 4-6 66.7% Game: 75.0% 2

HOME TEAM: Quincy University 21-3 (13-1)

##	Player Name	TOT-FG			3-PT			REBOUNDS			PF	TP	A	TO	BLK	S	MIN
		FG-FGA	FG-FGA	FT-FTA	OF	DE	TOT										
03	Stellflue, Lindsey.. *	3-7	1-3	2-5	1	2	3	1	9	2	0	0	1	25			
10	Irby, Whintae..... *	3-8	1-3	0-0	0	2	2	0	7	4	4	0	0	32			
11	Keller, Jessica..... *	9-17	0-0	6-6	5	5	10	3	24	4	5	1	2	34			
25	Shuman, Courtney.... *	7-13	0-0	4-4	4	6	10	0	18	0	1	1	0	32			
30	Burgin, Janette..... *	3-8	1-3	6-7	4	4	8	3	13	3	2	1	3	26			
05	Bunte, Renita.....	1-3	1-3	1-2	0	0	0	0	4	1	2	0	0	9			
12	Roznowski, Alex.....	0-7	0-7	0-1	0	1	1	0	0	0	0	0	2	21			
24	Vaughn, Jessica.....	1-2	0-0	0-0	0	1	1	3	2	0	3	0	0	8			
51	Young, Michaela.....	1-1	0-0	0-2	0	1	1	3	2	1	0	0	1	13			
TEAM.....					1	2	3										
Totals.....		28-66	4-19	19-27	15	24	39	13	79	15	17	3	9	200			

TOTAL FG% 1st Half: 10-30 33.3% 2nd Half: 18-36 50.0% Game: 42.4% DEADB
 3-Pt. FG% 1st Half: 2-10 20.0% 2nd Half: 2-9 22.2% Game: 21.1% REBS
 F Throw % 1st Half: 6-13 46.2% 2nd Half: 13-14 92.9% Game: 70.4% 3

Officials: Jimmy Lomax Jr., Mike Widen and Keith Kee

Technical fouls: Southern Indiana-Perry, Courtney. Quincy University-None.

Attendance: 1107

Score by Periods	1st	2nd	Total
Southern Indiana.....	29	34	- 63
Quincy University.....	28	51	- 79

#19 ranked Quincy extends home winning streak to 24 games, ties school record for consecutive wins with 11

Points in the paint-USI 16,QU 32. Points off turnovers-USI 14,QU 29.
 2nd chance points-USI 6,QU 10. Fast break points-USI 2,QU 4.
 Bench points-USI 12,QU 8. Score tied-2 times. Lead changed-7 times.
 Last FG-USI 2nd-03:52, QU 2nd-01:00.
 Largest lead-USI by 11 1st-16:05, QU by 16 2nd-01:00.

Screaming Eagles' 2008-09 Statistics (as of a.m. February 19, 2009)

RECORD:	OVERALL	HOME	AWAY	NEUTRAL
ALL GAMES.....	(13-10)	(10-4)	(1-4)	(2-2)
CONFERENCE.....	(5-8)	(4-4)	(1-4)	(0-0)
NON-CONFERENCE.....	(8-2)	(6-0)	(0-0)	(2-2)

##	Player	GP-GS	Min--Avg	---TOTAL---		---3-PTS---		----REBOUNDS----								PF	FO	A	TO	Blk	Stl	Pts	Avg
				FG-FGA	Pct	3FG-FGA	Pct	FT-FTA	Pct	Off	Def	Tot	Avg										
30	Young, Ellen.....	23-23	746 32.4	114-276	.413	32-88	.364	54-68	.794	40	62	102	4.4	41	0	45	60	1	43	314	13.7		
	Conference-Only..	13-13	438 33.7	68-161	.422	22-54	.407	27-35	.771	17	38	55	4.2	23	0	22	33	1	20	185	14.2		
22	Newhart, Amie.....	23-23	726 31.6	81-214	.379	32-71	.451	64-78	.821	12	46	58	2.5	30	0	72	64	3	32	258	11.2		
	Conference-Only..	13-13	430 33.1	48-134	.358	20-45	.444	37-46	.804	6	21	27	2.1	15	0	39	32	3	22	153	11.8		
44	Neuman, Brittany...	23-20	535 23.3	84-148	.568	0-0	.000	61-86	.709	74	103	177	7.7	76	3	14	52	18	21	229	10.0		
	Conference-Only..	13-11	316 24.3	49-81	.605	0-0	.000	34-49	.694	43	50	93	7.2	45	2	6	35	10	14	132	10.2		
24	Meneghetti, Lauren.	23-15	648 28.2	79-196	.403	29-85	.341	30-38	.789	28	46	74	3.2	42	0	56	61	3	30	217	9.4		
	Conference-Only..	13-7	360 27.7	40-106	.377	14-43	.326	11-14	.786	16	24	40	3.1	25	0	31	35	1	15	105	8.1		
01	Soaper, Rinesha....	22-7	469 21.3	67-157	.427	24-67	.358	34-42	.810	10	27	37	1.7	47	1	23	48	1	45	192	8.7		
	Conference-Only..	12-6	269 22.4	35-92	.380	15-44	.341	14-18	.778	6	15	21	1.8	29	0	15	29	0	21	99	8.3		
13	Williams, Abby.....	23-23	623 27.1	62-192	.323	18-85	.212	39-58	.672	43	87	130	5.7	73	4	28	42	10	26	181	7.9		
	Conference-Only..	13-13	371 28.5	30-96	.313	12-48	.250	13-21	.619	26	50	76	5.8	45	3	17	27	7	14	85	6.5		
21	Evans, Ninette.....	23-3	424 18.4	62-124	.500	0-0	.000	35-52	.673	58	64	122	5.3	77	4	9	55	17	16	159	6.9		
	Conference-Only..	13-2	269 20.7	40-76	.526	0-0	.000	26-36	.722	37	36	73	5.6	48	3	5	33	14	7	106	8.2		
23	Miller, Taylor.....	15-1	185 12.3	14-44	.318	4-11	.364	15-21	.714	9	19	28	1.9	23	0	13	22	0	6	47	3.1		
	Conference-Only..	6-0	62 10.3	3-8	.375	1-2	.500	3-7	.429	4	8	12	2.0	5	0	5	7	0	0	10	1.7		
43	Thompson, Leigha...	1-0	2 2.0	1-1	1.000	0-0	.000	0-0	.000	1	0	1	1.0	0	0	0	0	0	0	2	2.0		
	Conference-Only..	0-0	0 0.0	0-0	.000	0-0	.000	0-0	.000	0	0	0	0.0	0	0	0	0	0	0	0	0.0		
04	Leeberg, Cootie....	20-0	178 8.9	7-32	.219	3-13	.231	9-13	.692	4	14	18	0.9	17	0	20	16	1	12	26	1.3		
	Conference-Only..	10-0	79 7.9	5-19	.263	1-8	.125	2-4	.500	2	2	4	0.4	6	0	8	6	1	4	13	1.3		
40	Perry, Courtney....	20-0	112 5.6	4-17	.235	0-0	.000	12-17	.706	10	15	25	1.3	26	1	3	13	0	4	20	1.0		
	Conference-Only..	10-0	56 5.6	1-6	.167	0-0	.000	7-10	.700	7	6	13	1.3	12	0	1	8	0	3	9	0.9		
25	Luce, Lauren.....	1-0	2 2.0	0-3	.000	0-1	.000	0-0	.000	0	0	0	0.0	0	0	0	0	0	0	0	0.0		
	Conference-Only..	0-0	0 0.0	0-0	.000	0-0	.000	0-0	.000	0	0	0	0.0	0	0	0	0	0	0	0	0.0		
TEAM.....										43 47		90 3.9		0		2							
Conference-Only..										24 30		54 4.2		0		1							
Total.....		23	4650	575-1404	.410	142-421	.337	353-473	.746	332	530	862	37.5	452	13	283	435	54	235	1645	71.5		
Conference-Only..		13	2650	319-779	.410	85-244	.348	174-240	.725	188	280	468	36.0	253	8	149	246	37	120	897	69.0		
Opponents.....		23	4650	589-1292	.456	117-344	.340	337-476	.708	259	569	828	36.0	431	-	319	473	71	166	1632	71.0		
Conference-Only..		13	2650	345-730	.473	73-207	.353	191-262	.729	145	311	456	35.1	225	3	191	248	41	89	954	73.4		

SCORE BY PERIODS:	1st	2nd	OT	OT2	Total
Southern Indiana.....	797	826	8	14	- 1645
Opponents.....	717	897	8	10	- 1632

DEADBALL REBOUNDS:	OFF	DEF	TOTAL
Southern Indiana.....	47	1	48
Opponents.....	52	1	53

TEAM STATISTICS	USI	OPP	DATE	OPPONENT	W/L	SCORE	ATTEND
SCORING.....	1645	1632	\$11/15/08	vs Abilene Christian	L	53-80	315
Points per game.....	71.5	71.0	\$11/16/08	vs SE Oklahoma State	W	83-76	388
Scoring margin.....	+0.6	-	11/22/08	EDINBORO	W	88-80	700
FIELD GOALS-ATT.....	575-1404	589-1292	11/24/08	MID-CONTINENT	W	79-55	500
Field goal pct.....	.410	.456	!11/28/08	vs Hillsdale	L	55-70	185
3 POINT FG-ATT.....	142-421	117-344	!11/29/08	vs Grace	W	87-62	275
3-point FG pct.....	.337	.340	*12/4/08	at Lewis University	L	61-69	261
3-pt FG made per game.	6.2	5.1	*12/6/08	at Wisconsin-Parkside	L	67-75	191
FREE THROWS-ATT.....	353-473	337-476	11/20/08	ILLINOIS-SPRINGFIELD	W	62-55	300
Free throw pct.....	.746	.708	12/22/08	TRUMAN STATE	W	67-50	300
F-Throws made per game	15.3	14.7	12/29/08	WAYNE STATE	W	80-75	300
REBOUNDS.....	862	828	*1/2/09	SAINT JOSEPH'S	W	78-56	500
Rebounds per game....	37.5	36.0	*1/4/09	INDIANAPOLIS	L	68-93	800
Rebounding margin....	+1.5	-	*1/8/09	NORTHERN KENTUCKY	L	48-62	700
ASSISTS.....	283	319	*01/10/09	at BELLARMINE	L	58-77	1128
Assists per game.....	12.3	13.9	*1/15/09	KENTUCKY WESLEYAN	W	65-61	1000
TURNOVERS.....	435	473	*1/22/09	MISSOURI-ST. LOUIS	W	92-73	700
Turnovers per game....	18.9	20.6	*1/24/09	ROCKHURST	L	67-77	500
Turnover margin.....	+1.7	-	*1/31/09	at Missouri S&T	W	79-75	800
Assist/turnover ratio.	0.7	0.7	*2/5/09	QUINCY	L	61-71	600
STEALS.....	235	166	*2/7/09	DRURY	W	O2 90-86	1200
Steals per game.....	10.2	7.2	2/11/09	LAKE ERIE	W	94-75	200
BLOCKS.....	54	71	*2/14/09	at Quincy	L	63-79	1107
Blocks per game.....	2.3	3.1	*GLVC game;				
ATTENDANCE.....	8300	4650	!St. Edwards Shootout (Austin, TX);				
Home games-Avg/Game...	14-593	5-697	!Indianapolis Classic (Indianapolis, IN)				
Neutral site-Avg/Game.	-	4-291					

SCORE BY PERIODS:	1st	2nd	OT	OT2	Total
Southern Indiana....	797	826	8	14	- 1645
Opponents.....	717	897	8	10	- 1632

Southern Indiana Game-by-Game Points-Rebounds-Assists (as of a.m. February 19, 2009)
All games

Opponent	Date	Score	WL	01 SOAPER, RI	04 LEEBERG, C	13 WILLIAMS,	21 EVANS, NIN	22 NEWHART, A	23 MILLER, TA	24 MENEHETT	25 LUCE, LAUR	30 YOUNG, ELL
vs Abilene Christian	11/15/08	53-80	L	9- 2- 0	0- 4- 0	3- 3- 0	1- 1- 0	8- 3- 6	0- 4- 2	10- 4- 3	DNP	11- 3- 1
vs SE Oklahoma State	11/16/08	83-76	W	5- 1- 1	1- 1- 1	16-10- 2	0- 6- 0	9- 5- 2	0- 1- 0	26- 4- 2	DNP	19- 3- 4
EDINBORO	11/22/08	88-80	W	15- 4- 0	0- 1- 0	4- 6- 5	11- 3- 0	6- 4- 5	6- 0- 0	4- 1- 3	DNP	18- 3- 3
MID-CONTINENT	11/24/08	79-55	W	11- 2- 1	0- 0- 2	10- 3- 3	2- 7- 0	17- 2- 1	0- 2- 1	17- 2- 1	DNP	15- 7- 5
vs Hillsdale	11/28/08	55-70	L	8- 0- 1	0- 1- 1	0- 5- 0	3- 1- 0	12- 7- 1	9- 1- 0	5- 2- 0	DNP	11- 3- 2
vs Grace	11/29/08	87-62	W	10- 3- 2	0- 2- 4	13- 7- 0	6- 4- 0	12- 4- 1	7- 1- 0	9- 2- 5	DNP	12- 2- 2
at Lewis University	12/4/08	61-69	L	3- 1- 0	0- 2- 0	5-11- 0	16- 9- 0	13- 1- 2	2- 2- 1	7- 4- 2	DNP	9- 2- 1
at Wisconsin-Parkside	12/6/08	67-75	L	5- 0- 0	0- 0- 2	10- 2- 0	2- 0- 0	8- 3- 3	3- 3- 2	17- 4- 0	DNP	20- 2- 2
ILLINOIS-SPRINGFIELD	11/20/08	62-55	W	3- 1- 0	6- 1- 0	12- 4- 1	0-12- 1	11- 2- 1	8- 3- 2	11- 8- 3	DNP	8- 5- 1
TRUMAN STATE	12/22/08	67-50	W	4- 1- 1	2- 2- 1	11- 3- 0	7- 5- 2	5- 1- 3	5- 2- 2	8- 2- 1	DNP	12-12- 1
WAYNE STATE	12/29/08	80-75	W	26- 2- 2	0- 1- 1	9- 2- 0	9- 6- 0	6- 1- 5	2- 2- 1	13- 4- 3	DNP	8- 4- 0
SAINT JOSEPH'S	1/2/09	78-56	W	10- 2- 0	2- 0- 0	8- 6- 2	12-10- 1	15- 1- 7	5- 2- 1	7- 2- 4	DNP	7- 0- 1
INDIANAPOLIS	1/4/09	68-93	L	10- 2- 0	0- 1- 0	9- 3- 2	8- 3- 0	11- 1- 3	0- 2- 1	4- 2- 2	DNP	19- 1- 1
NORTHERN KENTUCKY	1/8/09	48-62	L	6- 3- 0	DNP	6- 2- 0	4- 5- 0	12- 3- 1	0- 1- 0	10- 2- 2	DNP	10- 3- 0
at BELLARMINE	01/10/09	58-77	L	DNP	8- 1- 2	7- 8- 2	3- 7- 0	10- 1- 4	0- 2- 0	10- 4- 1	DNP	18- 5- 2
KENTUCKY WESLEYAN	1/15/09	65-61	W	14- 3- 3	0- 0- 0	5- 7- 0	12- 8- 0	4- 2- 1	DNP	4- 3- 1	DNP	18- 6- 4
MISSOURI-ST. LOUIS	1/22/09	92-73	W	8- 1- 3	1- 0- 3	16- 6- 2	12- 3- 1	11- 1- 3	DNP	13- 3- 6	DNP	21-10- 2
ROCKHURST	1/24/09	67-77	L	10- 1- 0	2- 0- 0	3- 4- 1	4- 4- 0	10- 3- 4	DNP	2- 5- 0	DNP	9- 3- 2
at Missouri S&T	1/31/09	79-75	W	13- 1- 3	0- 0- 1	7- 6- 2	11- 4- 0	14- 2- 4	DNP	0- 2- 1	DNP	20- 8- 0
QUINCY	2/5/09	61-71	L	7- 2- 2	DNP	5- 9- 4	6- 6- 1	12- 3- 1	DNP	12- 5- 2	DNP	7- 7- 1
DRURY	2/7/09	90-86	WO	4- 2- 2	DNP	0- 4- 0	14- 8- 0	16- 2- 4	DNP	9- 3- 8	DNP	22- 5- 5
LAKE ERIE	2/11/09	94-75	W	2- 0- 0	4- 1- 2	18-11- 0	14- 4- 1	19- 2- 8	DNP	9- 5- 4	0- 0- 0	15- 5- 4
at Quincy	2/14/09	63-79	L	9- 3- 2	0- 0- 0	4- 8- 2	2- 6- 2	17- 4- 2	DNP	10- 1- 2	DNP	5- 3- 1

Opponent	Date	Score	WL	40 PERRY, COU	43 THOMPSON,	44 NEUMAN, BR
vs Abilene Christian	11/15/08	53-80	L	0- 1- 0	DNP	11- 9- 1
vs SE Oklahoma State	11/16/08	83-76	W	0- 1- 0	DNP	7-11- 1
EDINBORO	11/22/08	88-80	W	0- 1- 0	DNP	24-13- 1
MID-CONTINENT	11/24/08	79-55	W	2- 1- 0	DNP	5-10- 0
vs Hillsdale	11/28/08	55-70	L	1- 2- 0	DNP	6- 6- 1
vs Grace	11/29/08	87-62	W	6- 3- 1	DNP	12-13- 2
at Lewis University	12/4/08	61-69	L	DNP	DNP	6- 7- 0
at Wisconsin-Parkside	12/6/08	67-75	L	0- 1- 0	DNP	2- 3- 1
ILLINOIS-SPRINGFIELD	11/20/08	62-55	W	0- 0- 0	DNP	3- 2- 0
TRUMAN STATE	12/22/08	67-50	W	2- 1- 0	DNP	11- 6- 0
WAYNE STATE	12/29/08	80-75	W	0- 0- 0	DNP	7- 9- 2
SAINT JOSEPH'S	1/2/09	78-56	W	2- 4- 0	DNP	10- 8- 2
INDIANAPOLIS	1/4/09	68-93	L	0- 2- 0	DNP	7- 5- 1
NORTHERN KENTUCKY	1/8/09	48-62	L	0- 2- 0	DNP	0- 5- 1
at BELLARMINE	01/10/09	58-77	L	0- 1- 1	DNP	2- 5- 0
KENTUCKY WESLEYAN	1/15/09	65-61	W	DNP	DNP	8- 8- 0
MISSOURI-ST. LOUIS	1/22/09	92-73	W	0- 0- 0	DNP	10- 9- 0
ROCKHURST	1/24/09	67-77	L	DNP	DNP	27-14- 0
at Missouri S&T	1/31/09	79-75	W	4- 3- 0	DNP	10- 2- 0
QUINCY	2/5/09	61-71	L	3- 0- 0	DNP	9- 4- 0
DRURY	2/7/09	90-86	WO	0- 0- 0	DNP	25-12- 1
LAKE ERIE	2/11/09	94-75	W	0- 2- 1	2- 1- 0	11- 5- 0
at Quincy	2/14/09	63-79	L	0- 0- 0	DNP	16-11- 0

Southern Indiana Team High/Low Analysis (as of a.m. February 19, 2009)
All games

Southern Indiana - TEAM GAME HIGHS

POINTS.....	94	LAKE ERIE (2/11/09)
FIELD GOALS MADE.....	36	Twice, last vs. DRURY (2/7/09)
FIELD GOAL ATTEMPTS.....	74	vs Grace (11/29/08)
FIELD GOAL PERCENTAGE.....	.554 (36-65)	MISSOURI-ST. LOUIS (1/22/09)
3 PT FIELD GOALS MADE.....	10	Twice, last vs. MISSOURI-ST. LOUIS (1/22/09)
3 PT FG ATTEMPTS.....	26	QUINCY (2/5/09)
3 PT FG PERCENTAGE.....	.563 (9-16)	at Wisconsin-Parkside (12/6/08)
FREE THROWS MADE.....	29	vs SE Oklahoma State (11/16/08)
FREE THROW ATTEMPTS.....	38	Twice, last vs. WAYNE STATE (12/29/08)
FREE THROW PERCENTAGE.....	.950 (19-20)	KENTUCKY WESLEYAN (1/15/09)
REBOUNDS.....	46	vs Grace (11/29/08)
ASSISTS.....	20	Three times, last vs. LAKE ERIE (2/11/09)
STEALS.....	17	MID-CONTINENT (11/24/08)
BLOCKED SHOTS.....	6	DRURY (2/7/09)
TURNOVERS.....	28	Twice, last at Quincy (2/14/09)
FOULS.....	31	vs SE Oklahoma State (11/16/08)

Opponent - GAME HIGHS

POINTS.....	93	INDIANAPOLIS (1/4/09)
FIELD GOALS MADE.....	30	Five times, last at Missouri S&T (1/31/09)
FIELD GOAL ATTEMPTS.....	75	DRURY (2/7/09)
FIELD GOAL PERCENTAGE.....	.600 (30-50)	INDIANAPOLIS (1/4/09)
3 PT FIELD GOALS MADE.....	10	Twice, last vs. INDIANAPOLIS (1/4/09)
3 PT FG ATTEMPTS.....	26	vs SE Oklahoma State (11/16/08)
3 PT FG PERCENTAGE.....	.625 (10-16)	INDIANAPOLIS (1/4/09)
FREE THROWS MADE.....	23	INDIANAPOLIS (1/4/09)
FREE THROW ATTEMPTS.....	30	Three times, last at BELLARMINE (01/10/09)

Opponent - GAME HIGHS continued on next page...

		Opponent - GAME HIGHS continued...
FREE THROW PERCENTAGE.....	.889 (16-18)	SAINT JOSEPH'S (1/2/09)
REBOUNDS.....	49	vs Abilene Christian (11/15/08)
ASSISTS.....	22	vs Hillsdale (11/28/08)
STEALS.....	11	Three times, last vs. LAKE ERIE (2/11/09)
BLOCKED SHOTS.....	6	DRURY (2/7/09)
TURNOVERS.....	27	Twice, last vs. ILLINOIS-SPRINGFIELD (11/20/08)
FOULS.....	28	vs SE Oklahoma State (11/16/08)

		Southern Indiana - GAME LOWS
POINTS.....	48	NORTHERN KENTUCKY (1/8/09)
FIELD GOALS MADE.....	15	NORTHERN KENTUCKY (1/8/09)
FIELD GOAL ATTEMPTS.....	51	Twice, last vs. NORTHERN KENTUCKY (1/8/09)
FIELD GOAL PERCENTAGE.....	.271 (16-59)	vs Abilene Christian (11/15/08)
3 PT FIELD GOALS MADE.....	2	Twice, last vs. TRUMAN STATE (12/22/08)
3 PT FG ATTEMPTS.....	11	Twice, last vs. NORTHERN KENTUCKY (1/8/09)
3 PT FG PERCENTAGE.....	.118 (2-17)	TRUMAN STATE (12/22/08)
FREE THROWS MADE.....	7	Twice, last at BELLARMINE (01/10/09)
FREE THROW ATTEMPTS.....	11	MID-CONTINENT (11/24/08)
FREE THROW PERCENTAGE.....	.467 (7-15)	at BELLARMINE (01/10/09)
REBOUNDS.....	20	at Wisconsin-Parkside (12/6/08)
ASSISTS.....	4	NORTHERN KENTUCKY (1/8/09)
STEALS.....	6	vs Abilene Christian (11/15/08)
BLOCKED SHOTS.....	0	Twice, last at Missouri S&T (1/31/09)
TURNOVERS.....	11	vs Hillsdale (11/28/08)
FOULS.....	11	NORTHERN KENTUCKY (1/8/09)

		Opponent - GAME LOWS
POINTS.....	50	TRUMAN STATE (12/22/08)
FIELD GOALS MADE.....	17	MID-CONTINENT (11/24/08)
FIELD GOAL ATTEMPTS.....	38	TRUMAN STATE (12/22/08)
FIELD GOAL PERCENTAGE.....	.347 (17-49)	MID-CONTINENT (11/24/08)
3 PT FIELD GOALS MADE.....	2	SAINT JOSEPH'S (1/2/09)
3 PT FG ATTEMPTS.....	8	Twice, last vs. Hillsdale (11/28/08)
3 PT FG PERCENTAGE.....	.115 (3-26)	vs SE Oklahoma State (11/16/08)
FREE THROWS MADE.....	7	Three times, last vs. KENTUCKY WESLEYAN (1/15/09)
FREE THROW ATTEMPTS.....	8	Twice, last vs. NORTHERN KENTUCKY (1/8/09)
FREE THROW PERCENTAGE.....	.500 (11-22)	TRUMAN STATE (12/22/08)
REBOUNDS.....	24	NORTHERN KENTUCKY (1/8/09)
ASSISTS.....	5	LAKE ERIE (2/11/09)
STEALS.....	2	TRUMAN STATE (12/22/08)
BLOCKED SHOTS.....	0	TRUMAN STATE (12/22/08)
TURNOVERS.....	14	vs Abilene Christian (11/15/08)
FOULS.....	13	Four times, last at Quincy (2/14/09)

Southern Indiana Player High/Low Analysis (as of a.m. February 19, 2009)
All games

		Southern Indiana - INDIVIDUAL GAME HIGHS
Points.....	27	Neuman, Brittany vs Rockhurst (1/24/09)
Field Goals Made.....	11	Neuman, Brittany vs Drury (2/7/09)
Field Goal Att.....	17	Young, Ellen at Wisconsin-Parkside (12/6/08)
FG Pct (min 6 made).....	1.000 (6-6)	Newhart, Amie vs Lake Erie (2/11/09)
3-Point FG Made.....	5	Young, Ellen vs Missouri-St. Louis (1/22/09)
3-Point FG Att.....	7	Eight times, last: Newhart, Amie vs Drury (2/7/09)
3-Pt FG Pct (min 3 made).....	1.000 (3-3)	Twice, last: Newhart, Amie vs Lake Erie (2/11/09)
Free Throws Made.....	11	Soaper, Rinesha vs Wayne State (12/29/08)
Free Throw Att.....	12	Soaper, Rinesha vs Wayne State (12/29/08)
FT Pct (min 6 made).....	1.000 (6-6)	Twice, last: Neuman, Brittany vs Edinboro (11/22/08)
Rebounds.....	14	Neuman, Brittany vs Rockhurst (1/24/09)
Assists.....	8	Twice, last: Newhart, Amie vs Lake Erie (2/11/09)
Steals.....	5	Four times, last: Soaper, Rinesha vs Kentucky Wesleyan (1/15/09)
Blocked Shots.....	4	Evans, Ninette vs Drury (2/7/09)
Turnovers.....	9	Newhart, Amie vs SE Oklahoma State (11/16/08)
Fouls.....	5	13 times, last: Soaper, Rinesha vs Lake Erie (2/11/09)

		OPPONENT INDIVIDUAL GAME HIGHS
Points.....	30	McCaskill, Tamara at Missouri S&T (1/31/09)
Field Goals Made.....	13	McCaskill, Tamara at Missouri S&T (1/31/09)
Field Goal Att.....	25	McCaskill, Tamara at Missouri S&T (1/31/09)
FG Pct (min 6 made).....	1.000 (6-6)	Twice, last: Brackman, Karen vs Northern Kentucky (1/8/09)
3-Point FG Made.....	7	Bowers, Brooke vs Wayne State (12/29/08)
3-Point FG Att.....	11	Ballweg, Lindsay vs Drury (2/7/09)
3-Pt FG Pct (min 3 made).....	1.000 (3-3)	Dewey, Katie vs Indianapolis (1/4/09)
Free Throws Made.....	9	BROWN, Destiny vs SE Oklahoma State (11/16/08)
Free Throw Att.....	10	BROWN, Destiny vs SE Oklahoma State (11/16/08)
FT Pct (min 7 made).....	1.000 (7-7)	Oliver, Melanie vs Drury (2/7/09)
Rebounds.....	19	Katie Cezat vs Hillsdale (11/28/08)
Assists.....	9	Brooke Knight vs Hillsdale (11/28/08)
Steals.....	5	Twice, last: Jones, Ja'Nell vs Drury (2/7/09)
Blocked Shots.....	4	Katie Cezat vs Hillsdale (11/28/08)ngfield (11/20/08)
Turnovers.....	7	Four times, last: Shuman, Courtney vs Quincy (2/5/09)
Fouls.....	5	Six times, last: Keller, Jessica vs Quincy (2/5/09)

University of Missouri-St. Louis and Statistics (as of a.m. February 19, 2009)

No.	Name	Pos.	Ht.	Cl.	Hometown (High School)
1	Mandi Rogers	G	5-6	Fr.	Omaha, Ark. (Omaha)
2	Kiki Robinson	G/F	5-9	Fr.	Cool Valley, Mo. (McCluer South-Berkeley)
3	Lindsey Ransome	G	5-6	Jr.	Perry County, Ind. (Perry Central)
12	Kelcy Hulbert (HULL-BERT)	F	6-1	So.	Nokomis, Ill. (Nokomis)
15	Kelly Carter	G	5-7	So.	Bloomington, Ill. (Bloomington)
20	Lacey Shalenko	G	5-7	Jr.	Collinsville, Ill. (Collinsville)
21	Kelly Mitchell	G	5-11	So.	Louisville, Ky. (Assumption)
22	Kristi White	G	5-9	Jr.	Louisville, Ky. (Louisville Male)
23	Montrice Coggins (COGG-INS)	G	5-5	Jr.	Belleville, Ill. (Althoff Catholic/SWIC)
24	Caitlyn Moody	G	6-2	Fr.	Springfield, Ill. (Glenwood)
25	Barissa Ford	G	5-6	So.	St. Louis, Mo. (Clayton)
32	Hailee Deckard	G/F	5-10	Fr.	Naylor, Mo. (Naylor)
33	Chelsea Prosser (PROSS-ER)	F	6-1	Fr.	Goodfield, Ill. (Eureka)
40	Mary Helen Slaughter	F	5-11	Sr.	Homer, La. (Athens/East Texas Baptist)
42	Jessica Fransen	F	6-2	Fr.	Blue Eye, Mo. (Blue Eye)
44	Alisa Ndorongo (DURANGO)	C	6-0	Jr.	Bloomington, Ill. (Normal)
Head Coach: Lisa Curliss-Taylor (2 nd Year); Assistant Coaches: Lora Westling (2 nd Year), Leslie Ricker (1 st Year)					

RECORD:	OVERALL	HOME	AWAY	NEUTRAL
ALL GAMES	(7-18)	(5-6)	(2-9)	(0-3)
CONFERENCE	(3-11)	(2-5)	(1-6)	(0-0)
NON-CONFERENCE	(4-7)	(3-1)	(1-3)	(0-3)

Date	Time	Opponent	Score	Attend	High Points	High Rebounds
11-15-08	7:00 p.m.	MISSOURI BAPTIST	W 81-53	302	(22)Mitchell, Kelly	(8)Slaughter, MaryHelen
11-19-08	7:00 p.m.	at Washburn	L 50-73	1735	(13)Slaughter, MaryHelen	(4)White, Kristi; (4)Slaughter, MaryHelen
11-25-08	7:00 p.m.	NORTHWEST MISSOURI S	L 69-89	180	(13)White, Kristi (13)Ransome, Lindsey	(4)Deckard, Hailee (4)Prosser, Chelsea
11-28-08	7:30 PM	at Arkansas-Monticello	LOT 70-78	192	(19)Mitchell, Kelly	(12)Prosser, Chelsea
11-29-08	12:00pm	vs Ouachita Baptist	L 65-94	187	(12)Mitchell, Kelly	(7)Mitchell, Kelly (7)Hulbert, Kelcy
12-04-08	5:15 pm	* at Quincy University	L 57-96	457	(11)Mitchell, Kelly	(8)Robinson, Kiki
12-06-08	1:00 p.m.	* LEWIS	L 64-87	133	(14)Deckard, Hailee	(7)Prosser, Chelsea
12-13-08	2:00 p.m.	BAPTIST BIBLE	W 87-43	128	(19)Hulbert, Kelcy	(10)Robinson, Kiki
12-17-08	12:15 p.m.	vs BYU-Hawaii	L 52-61	234	(18)White, Kristi	(11)Hulbert, Kelcy
12-19-08	10 a.m.	vs Hawaii Pacific	L 64-87		(15)Hulbert, Kelcy	(8)Hulbert, Kelcy
12-30-08	5:30 p.m.	OAKLAND CITY	W 74-68	188	(21)White, Kristi	(8)Hulbert, Kelcy
01-02-09	7:30 p.m.	* WISCONSIN-PARKSIDE	L 62-80	177	(14)Mitchell, Kelly	(6)White, Kristi (6)Mitchell, Kelly
01-04-09	1:00 p.m.	* SAINT JOSEPH'S	W 86-61	190	(16)Mitchell, Kelly	(9)Robinson, Kiki
01-08-09	5:30 pm	* at Indianapolis	L 72-83	211	(21)Moody, Caitlyn	(7)Moody, Caitlyn (7)Deckard, Hailee
01-10-09	1 p.m.	* at Northern Kentucky	L 31-75	724	(7)Mitchell, Kelly (7)Deckard, Hailee	(6)Hulbert, Kelcy
01-15-09	7:30 p.m.	* BELLARMINE	L 64-75		(16)Mitchell, Kelly	(13)Mitchell, Kelly
01-18-09	1:00 p.m.	* at Kentucky Wesleyan	L 50-61	225	(17)Deckard, Hailee	(7)Mitchell, Kelly
01-22-09	5:15 p.m.	* at Southern Indiana	L 73-92	700	(26)Mitchell, Kelly	(8)Mitchell, Kelly
01-29-09	5:30 p.m.	* at Rockhurst	W 87-70	530	(17)Ransome, Lindsey	(10)Ransome, Lindsey (10)Mitchell, Kelly
01-31-09	1 p.m.	* at Drury University	L 71-80	1314	(17)White, Kristi	(6)Mitchell, Kelly
02-05-09	5:30 p.m.	* MISSOURI S&T	L 59-69	533	(18)White, Kristi	(9)Mitchell, Kelly
02-07-09	5:30 p.m.	* QUINCY UNIVERSITY	L 66-80	240	(18)Mitchell, Kelly	(7)Robinson, Kiki (7)Mitchell, Kelly
02-10-09	6 p.m.	at Oakland City	L 66-74		(13)Ransome, Lindsey (13)White, Kristi	(8)Coggins, Montrice
02-14-09	1 p.m.	* ROCKHURST	W 75-69	320	(27)White, Kristi	(9)Ransome, Lindsey (9)Deckard, Hailee
02-17-09	7:00 p.m.	at Lincoln (Mo.)	W 64-60	103	(16)White, Kristi	(5)Deckard, Hailee

* - Conference game

Season Box Score (Stats do not reflect last game vs. Lincoln)

##	Player	GP-GS	Min--Avg	---TOTAL---		---3-PTS---		FT-FTA	Pct	---REBOUNDS---				PF	FO	A	TO	Blk	Stl	Pts	Avg
				FG-FGA	Pct	3FG-FGA	Pct			Off	Def	Tot	Avg								
22	White, Kristi.....	24-24	746 31.1	99-214	.463	39-88	.443	41-51	.804	23	46	69	2.9	53	0	89	69	2	33	278	11.6
	Conference-Only..	14-14	435 31.1	58-114	.509	24-47	.511	17-23	.739	14	23	37	2.6	28	0	53	39	1	18	157	11.2
21	Mitchell, Kelly....	24-23	553 23.0	92-219	.420	42-110	.382	33-48	.688	68	76	144	6.0	31	0	26	44	1	23	259	10.8
	Conference-Only..	14-13	359 25.6	63-147	.429	28-71	.394	18-27	.667	41	56	97	6.9	18	0	19	27	1	15	172	12.3
24	Moody, Caitlyn.....	24-20	534 22.3	74-222	.333	19-77	.247	38-43	.884	27	59	86	3.6	60	1	30	58	8	21	205	8.5
	Conference-Only..	14-13	290 20.7	41-131	.313	10-41	.244	20-22	.909	16	31	47	3.4	37	1	18	34	3	13	112	8.0
32	Deckard, Hailee....	24-24	631 26.3	57-194	.294	5-24	.208	52-82	.634	39	63	102	4.3	65	2	57	72	6	30	171	7.1
	Conference-Only..	14-14	377 26.9	38-126	.302	4-13	.308	33-55	.600	24	40	64	4.6	39	1	27	44	5	16	113	8.1
03	Ransome, Lindsey...	24-3	412 17.2	53-133	.398	31-85	.365	31-41	.756	10	64	74	3.1	37	0	21	44	0	15	168	7.0
	Conference-Only..	14-3	248 17.7	32-83	.386	17-50	.340	16-20	.800	4	38	42	3.0	24	0	13	26	0	5	97	6.9
12	Hulbert, Kelcy.....	22-16	425 19.3	57-131	.435	0-2	.000	32-66	.485	44	42	86	3.9	42	0	14	29	2	18	146	6.6
	Conference-Only..	12-8	218 18.2	24-66	.364	0-2	.000	17-33	.515	16	18	34	2.8	22	0	8	17	2	9	65	5.4
40	Slaughter, MaryHele	5-3	82 16.4	13-28	.464	1-3	.333	5-10	.500	1	17	18	3.6	5	0	3	10	1	3	32	6.4
	Conference-Only..	2-0	17 8.5	3-6	.500	0-0	.000	3-4	.750	0	5	5	2.5	1	0	0	2	0	0	9	4.5
02	Robinson, Kiki.....	23-0	261 11.3	36-92	.391	0-1	.000	15-26	.577	27	36	63	2.7	41	0	10	24	3	9	87	3.8
	Conference-Only..	13-0	149 11.5	16-46	.348	0-0	.000	9-16	.563	15	21	36	2.8	26	0	9	10	2	5	41	3.2
15	Carter, Kelly.....	23-1	254 11.0	26-73	.356	13-37	.351	14-18	.778	5	18	23	1.0	33	0	21	24	1	4	79	3.4
	Conference-Only..	14-1	161 11.5	21-49	.429	10-21	.476	11-14	.786	4	13	17	1.2	25	0	16	17	0	3	63	4.5
44	Ndorongo, Alisa....	22-0	238 10.8	23-47	.489	0-1	.000	28-45	.622	12	29	41	1.9	38	0	2	20	0	11	74	3.4
	Conference-Only..	12-0	139 11.6	14-22	.636	0-0	.000	8-16	.500	6	14	20	1.7	21	0	0	8	0	8	36	3.0
23	Coggins, Montrice..	18-5	249 13.8	11-30	.367	0-2	.000	18-30	.600	14	19	33	1.8	30	0	32	30	0	16	40	2.2
	Conference-Only..	12-4	182 15.2	7-20	.350	0-1	.000	13-22	.591	5	15	20	1.7	19	0	20	24	0	11	27	2.3
33	Prosser, Chelsea...	17-1	162 9.5	14-30	.467	0-0	.000	5-18	.278	13	32	45	2.6	26	1	7	16	5	2	33	1.9
	Conference-Only..	9-0	83 9.2	7-15	.467	0-0	.000	2-7	.286	8	14	22	2.4	13	0	1	6	3	1	16	1.8
25	Ford, Barissa.....	18-0	89 4.9	5-12	.417	0-1	.000	6-10	.600	3	9	12	0.7	15	0	6	6	1	8	16	0.9
	Conference-Only..	10-0	40 4.0	1-3	.333	0-1	.000	3-4	.750	1	4	5	0.5	4	0	2	1	0	4	5	0.5
20	Shalenko, Lacey....	23-0	188 8.2	3-15	.200	1-1	1.000	0-2	.000	11	11	22	1.0	18	1	13	14	0	8	7	0.3
	Conference-Only..	14-0	102 7.3	2-5	.400	0-0	.000	0-0	.000	4	5	9	0.6	7	0	3	8	0	6	4	0.3
	Team.....									41	35	76	3.2	0		10					
	Conference-Only..									22	16	38	2.7	0		2					
	Total.....	24	4824	563-1440	.391	151-432	.350	318-490	.649	338	556	894	37.2	494	5	331	470	30	201	1595	66.5
	Conference-Only..	14	2800	327-833	.393	93-247	.377	170-263	.646	180	313	493	35.2	284	2	189	265	17	114	917	65.5
	Opponents.....	24	4814	625-1378	.454	144-416	.346	404-568	.711	287	623	910	37.9	447	-	378	446	84	241	1798	74.9
	Conference-Only..	14	2800	377-818	.461	96-264	.364	228-319	.715	180	373	553	39.5	248	4	240	247	56	134	1078	77.0

BY PERIOD	1st	2nd	OT	Total
Team.....	746	845	4	1595
Opponents...	829	957	12	1798

DEADBALL REBOUNDS:	OFF	DEF	TOTAL
Missouri-St. Louis.....	75	10	85
Opponents.....	62	18	80

TEAM STATISTICS	UMSL	OPP	DATE	OPPONENT	W/L	SCORE	ATTEND
SCORING.....	1595	1798	11-15-08	MISSOURI BAPTIST	W	81-53	302
Points per game.....	66.5	74.9	11/19/08	at Washburn	L	50-73	1735
Scoring margin.....	-8.5	-	11-25-08	NW MISSOURI STATE	L	69-89	180
FIELD GOALS-ATT.....	563-1440	625-1378	11/28/08	at Arkansas-Monticello	LOT	70-78	192
Field goal pct.....	.391	.454	11/29/08	vs Ouachita Baptist	L	65-94	187
3 POINT FG-ATT.....	151-432	144-416	*12/04/08	at Quincy	L	57-96	457
3-point FG pct.....	.350	.346	*12-06-08	LEWIS	L	64-87	133
3-pt FG made per game.....	6.3	6.0	12-13-08	BAPTIST BIBLE	W	87-43	128
FREE THROWS-ATT.....	318-490	404-568	12/17/08	vs BYU-Hawaii	L	52-61	234
Free throw pct.....	.649	.711	12/19/08	at Hawaii Pacific	L	64-87	50
REBOUNDS.....	894	910	12-30-08	OAKLAND CITY	W	74-68	188
Rebounds per game.....	37.2	37.9	*01-02-09	UW-PARKSIDE	L	62-80	177
Rebounding margin.....	-0.7	-	*01-04-09	SAINT JOSEPH'S	W	86-61	190
ASSISTS.....	331	378	*01/08/09	at Indianapolis	L	72-83	211
Assists per game.....	13.8	15.8	*1/10/09	at Northern Kentucky	L	31-75	724
TURNOVERS.....	470	446	*01-15-09	BELLARMINE	L	64-75	-
Turnovers per game.....	19.6	18.6	*01/18/09	at Kentucky Wesleyan	L	50-61	225
Turnover margin.....	-1.0	-	*1/22/09	at Southern Indiana	L	73-92	700
Assist/turnover ratio.....	0.7	0.8	*01/29/09	at Rockhurst	W	87-70	530
STEALS.....	201	241	*1/31/09	at Drury	L	71-80	1314
Steals per game.....	8.4	10.0	*02-05-09	MISSOURI S&T	L	59-69	533
BLOCKS.....	30	84	*02-07-08	QUINCY	L	66-80	240
Blocks per game.....	1.3	3.5	2/10/09	at Oakland City	L	66-74	-
WINNING STREAK.....	1	-	*02-14-09	ROCKHURST	W	75-69	320
Home win streak.....	1	-	02-17-09	at Lincoln (Mo.)	W	64-60	103
ATTENDANCE.....	2391	6559	* denotes conference game				
Home games-Avg/Game.....	11-217	11-558					
Neutral site-Avg/Game.....	-	2-210					

BY PERIOD	1st	2nd	OT	Total
Team.....	746	845	4	1595
Opponents...	829	957	12	1798

University of Missouri-St. Louis vs. Rockhurst University (February 14, 2009)

Box Score (Final) Great Lakes Valley Conference Missouri-St. Louis vs Lincoln (02/17/09)

VISITORS: Missouri-St. Louis (7-18)

##	Player	TOT-FG		3-PT		F/T		REBOUNDS			PF	TP	A	TO	BLK	S	MIN	
		FG	FGA	FG	FGA	F	F	OF	DE	TOT								
12	Hulbert, Kelcy.....	f	2	4	0	0	1	4	2	1	3	0	5	0	1	1	3	23
32	Deckard, Hailee.....	f	1	1	0	0	0	0	0	5	5	2	2	1	0	0	1	13
21	Mitchell, Kelly.....	g	4	10	2	5	2	3	0	2	2	2	12	0	1	0	1	17
22	White, Kristi.....	g	5	8	4	4	2	4	2	1	3	2	16	4	9	1	2	29
23	Coggins, Montrice...	g	2	3	0	0	1	3	3	1	4	5	5	2	3	0	1	22
02	Robinson, Kiki.....		1	3	0	0	0	0	2	0	2	1	2	0	2	0	0	5
03	Ransome, Lindsey....		2	8	2	6	0	0	1	3	4	0	6	2	2	0	1	17
15	Carter, Kelly.....		1	3	1	1	0	0	1	2	3	0	3	3	2	0	2	16
20	Shalenko, Lacey.....		0	1	0	0	0	0	0	0	0	0	0	0	0	0	0	15
24	Moody, Caitlyn.....		2	5	0	2	2	5	0	1	1	2	6	1	3	2	0	16
25	Ford, Barissa.....		1	2	0	0	0	0	0	2	2	1	2	0	0	0	0	9
44	Ndorongo, Alisa.....		2	9	0	0	1	3	2	1	3	3	5	0	1	0	1	18
TM	Team.....								4	2	6							
	Totals.....		23	57	9	18	9	22	17	21	38	18	64	13	24	4	12	200

	1st Half	2nd Half	Game Totals
TOTAL FG%:	12-36 .333	11-21 .524	23-57 .404
3-Pt. FG%:	4-12 .333	5-6 .833	9-18 .500
F Throw %:	1-5 .200	8-17 .471	9-22 .409
Deadball rebounds:	4		

HOME TEAM: Lincoln (4-17)

##	Player	TOT-FG		3-PT		F/T		REBOUNDS			PF	TP	A	TO	BLK	S	MIN	
		FG	FGA	FG	FGA	F	F	OF	DE	TOT								
20	Liere Dancy.....	f	5	13	1	4	2	2	1	6	7	4	13	0	2	3	2	31
33	Ashley Norris.....	f	7	18	0	1	4	6	5	3	8	3	18	3	4	2	0	35
42	Paris Campbell.....	c	2	4	0	0	2	2	0	2	2	2	6	3	2	1	3	28
10	Cherika Ramsey.....	g	1	5	0	2	2	4	2	2	4	2	4	4	5	0	2	31
12	Cara Thomas.....	g	1	4	0	0	0	1	1	3	4	0	2	2	4	0	2	19
11	LaKeesha Pace.....		0	1	0	0	0	0	2	1	3	1	0	0	2	0	0	17
22	Stacey Smith.....		3	7	1	1	4	5	1	5	6	3	11	1	2	1	2	26
30	Taheisha King.....		3	3	0	0	0	0	0	1	1	2	6	0	0	0	0	13
TM	TEAM.....								1	3	4							
	Totals.....		22	55	2	8	14	20	13	26	39	17	60	13	21	7	11	200

	1st Half	2nd Half	Game Totals
TOTAL FG%:	12-29 .414	10-26 .385	22-55 .400
3-Pt. FG%:	0-2 .000	2-6 .333	2-8 .250
F Throw %:	4-7 .571	10-13 .769	14-20 .700
Deadball rebounds:	5		

Date: 02/17/09 Site: Jason Gym-Lincoln University Attendance: 103

Officials: Phil Griffin; Tom Sullivan; Ray Taylor;

Technical fouls: Missouri-St. Louis-None. Lincoln-None.

Score by Periods	1	2	Total
Missouri-St. Louis..	29	35	- 64
Lincoln.....	28	32	- 60

Missouri Univ. of Science & Technology Roster and Statistics (as of a.m. February 19, 2009)

No.	Player	Pos.	Ht.	Yr.	Hometown (High School/Previous)
2	Jenny Dorman	G	5-7	Fr.	Pella, IA (Pella)
4	Brittany Percival	G/F	5-9	Fr.	Hartville, MO (Hartville)
5	Tamara McCaskill	F	5-11	Sr.	Edwardsville, IL (Edwardsville)
10	Jaysa Blackwell	G	5-4	Fr.	Doniphan, MO (Doniphan)
11	Lauren Dubbert	G/F	5-10	Sr.	Madison, MO (Madison/ Eastern Kentucky)
12	Lydia Karlefors	G	5-10	Sr.	Sunderbyn, Sweden (Lulea Basketgymnasium/ John A. Logan)
20	Courtney Kemp	G	5-9	Fr.	Fredricktown, MO (Fredricktown)
22	Kylee Grant	G	5-4	Jr.	Peoria, IL (Richwoods/Illinois Central)
23	Chelsea Stangel	G/F	5-11	So.	Manitowoc, WI (Roncalli)
24	Jazmine Bell	G	5-7	Jr.	Euclid, OH (Euclid/Cincinnati State)
25	Katie McElrath	C/F	6-0	Sr.	Owasso, OK (Owasso)
33	Julie Meyer	F/G	5-10	Fr.	Marthasville, MO (St. Francis Borgia)
34	Maria Bratcher	C/F	6-2	Sr.	St. Louis, MO (Jennings/Iowa Western)
44	Sheena Chadwell	F/C	6-1	Sr.	Mason, MI (Mason)

Head Coach: Alan Eads (7th Year); **Assistant Coach:** Keri Hessel (3rd Year)

RECORD:	OVERALL	HOME	AWAY	NEUTRAL
ALL GAMES.....	(12-11)	(8-5)	(3-6)	(1-0)
CONFERENCE.....	(5-9)	(3-4)	(2-5)	(0-0)
NON-CONFERENCE.....	(7-2)	(5-1)	(1-1)	(1-0)

DATE	TIME	OPPONENT	SCORE	ATTEND	HIGH POINTS	HIGH REBOUNDS
11/15/08	4:00 p.m.	LINCOLN	W 71-46	850	(18)Dubbert, Lauren	(9)McCaskill, Tamara
11/16/08	4:00 pm	HILLSDALE	L 63-82	400	(16)Bell, Jazmine	(4)Bratcher, Maria (4)Grant, Kylee
11/19/08	7:00 pm	BLACKBURN	W 100-36	250	(16)McElrath, Katie	(10)Karlefors, Lydia
11/28/08	5 PM	vs Pittsburg State	W 78-75	250	(25)McCaskill, Tamara	(13)McElrath, Katie
11/29/08	3:30 pm	at Missouri Southern	L 69-75	600	(18)McCaskill, Tamara	(5)Dubbert, Lauren
12/4/08	5:30 pm	* ROCKHURST	W 89-71	500	(22)McCaskill, Tamara	(7)McElrath, Katie (7)Dubbert, Lauren
12/6/08	1:00 pm	* DRURY	L 63-77	1000	(17)McElrath, Katie	(9)McElrath, Katie
12/10/08	7 p.m.	LYON	W 70-64	500	(18)McCaskill, Tamara	(8)McElrath, Katie
12/20/08	3:00 PM	at Lincoln	W 58-55	76	(13)McCaskill, Tamara	(5)Dubbert, Lauren
12/30/08	7 p.m.	WESTMINSTER	W 83-55	500	(17)McCaskill, Tamara	(6)McCaskill, Tamara
1/4/09	2:00 pm	* QUINCY	L 55-78	850	(19)McCaskill, Tamara	(11)McElrath, Katie
01/08/09	5:30 p.m.	* at Lewis University	L 58-62	210	(18)McCaskill, Tamara	(10)McCaskill, Tamara
01/10/09	1:00 p.m.	* at Wisconsin-Parkside	L 54-63	254	(16)McCaskill, Tamara	(6)McCaskill, Tamara
1/15/09	5:30 PM	* SAINT JOSEPH'S	W 75-58	400	(20)McCaskill, Tamara	(6)Bell, Jazmine (6)Bratcher, Maria
1/17/09	1:00 PM	* INDIANAPOLIS	L 71-78	500	(19)McCaskill, Tamara	(6)McCaskill, Tamara
1/22/09	5:30 p.m.	* at Northern Kentucky	L 61-67	1104	(16)McCaskill, Tamara	(7)McCaskill, Tamara (7)Bell, Jazmine (7)McElrath, Katie (7)McCaskill, Tamara
01/24/09	1:00 PM	* at BELLARMINE	L 80-87	283	(23)McElrath, Katie	(5)McElrath, Katie
1/29/09	5:30 P.M.	* KENTUCKY WESLEYAN	W 67-62	1000	(18)Dubbert, Lauren	(5)Kemp, Courtney (5)Dubbert, Lauren
1/31/09	1 p.m.	* SOUTHERN INDIANA	L 75-79	800	(30)McCaskill, Tamara	(9)McCaskill, Tamara
02-05-09	5:30 p.m.	* at Missouri-St. Louis	W 69-59	533	(10)McElrath, Katie (10)McCaskill, Tamara	(7)McElrath, Katie
02/07/09	1:00 pm	* at Rockhurst	W 87-65	330	(17)Percival, Brittany	(7)Bratcher, Maria
2/10/09	5:30 p.m.	ILLINOIS-SPRINGFIELD	W 85-56	450	(18)McCaskill, Tamara	(9)McElrath, Katie
2/14/09	1 p.m.	* at Drury University	L 71-82	1418	(17)Percival, Brittany (17)McElrath, Katie	(10)McCaskill, Tamara

* - Conference game

ATTENDANCE SUMMARY	GAMES	TOTALS	AVG/GAME
HOME.....	13	8000	615
AWAY.....	9	4808	534
NEUTRAL.....	1	250	250
TOTAL.....	23	13058	568

Season Box Score

##	Player	GP-GS	Min--Avg	---TOTAL---		---3-PTS---		FT-FTA	Pct	---REBOUNDS---				PF	FO	A	TO	Blk	Stl	Pts	Avg
				FG-FGA	Pct	3FG-FGA	Pct			Off	Def	Tot	Avg								
05	McCaskill, Tamara..	23-23	702 30.5	148-290	.510	11-41	.268	68-99	.687	43	101	144	6.3	55	1	66	64	16	47	375	16.3
	Conference-Only..	14-14	466 33.3	95-200	.475	6-31	.194	40-57	.702	27	65	92	6.6	39	1	41	43	12	27	236	16.9
25	McElrath, Katie....	23-23	593 25.8	105-215	.488	9-29	.310	37-55	.673	56	77	133	5.8	54	2	33	54	30	22	256	11.1
	Conference-Only..	14-14	381 27.2	66-130	.508	6-16	.375	25-38	.658	39	44	83	5.9	33	1	17	38	15	11	163	11.6
24	Bell, Jazmine.....	23-23	592 25.7	69-164	.421	17-42	.405	57-80	.713	10	62	72	3.1	41	1	50	70	6	30	212	9.2
	Conference-Only..	14-14	372 26.6	44-108	.407	12-28	.429	29-39	.744	9	34	43	3.1	25	1	25	43	5	21	129	9.2
11	Dubbert, Lauren....	23-23	575 25.0	72-149	.483	30-68	.441	33-44	.750	21	57	78	3.4	47	0	40	54	3	22	207	9.0
	Conference-Only..	14-14	333 23.8	41-90	.456	17-42	.405	20-26	.769	13	32	45	3.2	32	0	19	32	2	12	119	8.5
04	Percival, Brittany..	22-0	241 11.0	40-79	.506	12-23	.522	20-26	.769	17	25	42	1.9	20	0	20	29	2	10	112	5.1
	Conference-Only..	13-0	149 11.5	29-54	.537	10-17	.588	17-22	.773	12	14	26	2.0	11	0	13	21	0	5	85	6.5
20	Kemp, Courtney.....	23-7	426 18.5	37-93	.398	8-27	.296	16-28	.571	23	38	61	2.7	37	0	56	43	2	33	98	4.3
	Conference-Only..	14-3	268 19.1	21-48	.438	3-13	.231	10-18	.556	11	22	33	2.4	23	0	32	26	2	20	55	3.9
12	Karlefors, Lydia...	20-0	164 8.2	29-56	.518	7-15	.467	10-10	1.000	12	18	30	1.5	14	0	15	9	0	6	75	3.8
	Conference-Only..	12-0	83 6.9	13-27	.481	5-9	.556	8-8	1.000	3	5	8	0.7	7	0	7	4	0	3	39	3.3
02	Dorman, Jenny.....	23-0	254 11.0	26-56	.464	16-37	.432	17-19	.895	5	22	27	1.2	16	0	16	15	0	7	85	3.7
	Conference-Only..	14-0	146 10.4	11-29	.379	7-20	.350	14-16	.875	4	14	18	1.3	7	0	10	4	0	5	43	3.1
22	Grant, Kylee.....	20-16	399 20.0	26-86	.302	12-52	.231	7-10	.700	5	28	33	1.7	28	0	40	40	0	10	71	3.6
	Conference-Only..	14-11	250 17.9	13-53	.245	5-32	.156	1-4	.250	3	18	21	1.5	21	0	23	17	0	5	32	2.3
33	Meyer, Julie.....	19-0	173 9.1	20-36	.556	0-0	.000	11-15	.733	9	23	32	1.7	9	0	20	19	4	5	51	2.7
	Conference-Only..	12-0	123 10.3	11-22	.500	0-0	.000	4-5	.800	4	19	23	1.9	5	0	13	15	2	2	26	2.2
44	Chadwell, Sheena...	22-0	189 8.6	24-47	.511	0-1	.000	9-13	.692	9	17	26	1.2	22	0	4	14	1	1	57	2.6
	Conference-Only..	13-0	100 7.7	8-24	.333	0-0	.000	4-6	.667	3	8	11	0.8	10	0	2	4	1	1	20	1.5
34	Bratcher, Maria....	18-0	139 7.7	16-29	.552	0-0	.000	7-15	.467	22	33	55	3.1	18	0	4	15	11	13	39	2.2
	Conference-Only..	11-0	74 6.7	10-14	.714	0-0	.000	4-7	.571	12	19	31	2.8	8	0	3	9	6	5	24	2.2
23	Stangel, Chelsea...	7-0	49 7.0	3-8	.375	0-0	.000	4-4	1.000	1	3	4	0.6	4	0	7	4	0	1	10	1.4
	Conference-Only..	3-0	14 4.7	1-2	.500	0-0	.000	0-0	.000	0	1	1	0.3	0	0	1	1	0	0	2	0.7
10	Blackwell, Jaysa...	16-0	104 6.5	1-8	.125	0-4	.000	2-4	.500	1	6	7	0.4	10	0	4	10	0	0	4	0.3
	Conference-Only..	9-0	41 4.6	1-4	.250	0-1	.000	0-0	.000	1	3	4	0.4	2	0	2	3	0	0	2	0.2
	TEAM.....									37	50	87	3.8	0		6				0	
	Conference-Only..									23	29	52	3.7	0		2				0	
	Total.....	23	4600	616-1316	.468	122-339	.360	298-422	.706	271	560	831	36.1	375	4	375	446	75	207	1652	71.8
	Conference-Only..	14	2800	364-805	.452	71-209	.340	176-246	.715	164	327	491	35.1	223	3	208	262	45	117	975	69.6
	Opponents.....	23	4598	547-1272	.430	134-379	.354	304-442	.688	239	488	727	31.6	389	9	309	434	42	224	1532	66.6
	Conference-Only..	14	2800	352-799	.441	89-252	.353	195-267	.730	160	307	467	33.4	226	4	193	240	29	140	988	70.6

SCORE BY PERIODS:	1st	2nd	Total
Missouri S&T.....	776	876	- 1652
Opponents.....	688	844	- 1532

DEADBALL REBOUNDS:	OFF	DEF	TOTAL
Missouri S&T.....	58	9	67
Opponents.....	55	6	61

TEAM STATISTICS	S&T	OPP	DATE	OPPONENT	W/L	SCORE	ATTEND
SCORING.....	1652	1532	11/15/08	LINCOLN	W	71-46	850
Points per game.....	71.8	66.6	11/16/08	HILLSDALE	L	63-82	400
Scoring margin.....	+5.2	-	11/19/08	BLACKBURN	W	100-36	250
FIELD GOALS-ATT.....	616-1316	547-1272	11/28/08	vs Pittsburg State	W	78-75	250
Field goal pct.....	.468	.430	11/29/08	at Missouri Southern	L	69-75	600
3 POINT FG-ATT.....	122-339	134-379	*12/4/08	ROCKHURST	W	89-71	500
3-point FG pct.....	.360	.354	*12/6/08	DRURY	L	63-77	1000
3-pt FG made per game.	5.3	5.8	12/10/08	LYON	W	70-64	500
FREE THROWS-ATT.....	298-422	304-442	12/20/08	at Lincoln	W	58-55	76
Free throw pct.....	.706	.688	12/30/08	WESTMINSTER	W	83-55	500
F-Throws made per game	13.0	13.2	*1/4/09	QUINCY	L	55-78	850
REBOUNDS.....	831	727	*01/08/09	at Lewis	L	58-62	210
Rebounds per game....	36.1	31.6	*01-10-09	at UW-Parkside	L	54-63	254
Rebounding margin.....	+4.5	-	*1/15/09	SAINT JOSEPH'S	W	75-58	400
ASSISTS.....	375	309	*1/17/09	INDIANAPOLIS	L	71-78	500
Assists per game.....	16.3	13.4	*1/22/09	at Northern Kentucky	L	61-67	1104
TURNOVERS.....	446	434	*01/24/09	at Bellarmine	L	80-87	283
Turnovers per game....	19.4	18.9	*1/29/09	KENTUCKY WESLEYAN	W	67-62	1000
Turnover margin.....	-0.5	-	*1/31/09	SOUTHERN INDIANA	L	75-79	800
Assist/turnover ratio.	0.8	0.7	*02-05-09	at Missouri-St. Louis	W	69-59	533
STEALS.....	207	224	*02/07/09	at Rockhurst	W	87-65	330
Steals per game.....	9.0	9.7	2/10/09	ILLINOIS-SPRINGFIELD	W	85-56	450
BLOCKS.....	75	42	*2/14/09	at Drury	L	71-82	1418
Blocks per game.....	3.3	1.8	* denotes conference game				
ATTENDANCE.....	8000	5058					
Home games-Avg/Game..	13-615	9-534					
Neutral site-Avg/Game.	-	1-250					

SCORE BY PERIODS:	1st	2nd	Total
Missouri S&T.....	776	876	- 1652
Opponents.....	688	844	- 1532

Missouri University S&T at Drury University (February 14, 2009)

Official Basketball Box Score

Missouri S&T vs Drury University

2/14/09 1 p.m. at Springfield, Missouri/Weiser Gym

VISITORS: Missouri S&T 12-11, 5-9 GLVC

##	Player Name	TOT-FG			3-PT			REBOUNDS			PF	TP	A	TO	BLK	S	MIN
		FG-FGA	FG-FGA	FT-FTA	OF	DE	TOT										
05	McCaskill, Tamara... *	6-13	0-3	2-2	4	6	10	4	14	6	2	1	1	38			
11	Dubbert, Lauren..... *	5-9	3-6	0-0	0	3	3	4	13	2	2	0	0	23			
20	Kemp, Courtney..... *	0-1	0-0	0-0	1	2	3	2	0	2	4	0	2	18			
24	Bell, Jazmine..... *	0-4	0-2	4-4	0	2	2	4	4	2	7	0	1	25			
25	McElrath, Katie..... *	8-12	0-0	1-2	3	2	5	2	17	0	2	1	1	27			
02	Dorman, Jenny.....	1-1	1-1	0-0	0	2	2	0	3	2	0	0	1	14			
04	Percival, Brittany..	6-9	3-5	2-2	0	3	3	0	17	4	5	0	1	31			
12	Karlefors, Lydia....	0-0	0-0	0-0	0	0	0	0	0	1	1	0	0	2			
22	Grant, Kylee.....	1-3	1-3	0-0	0	0	0	1	3	1	0	0	0	9			
34	Bratcher, Maria.....	0-0	0-0	0-0	0	2	2	0	0	1	1	1	1	11			
44	Chadwell, Sheena....	0-0	0-0	0-0	0	0	0	1	0	0	0	0	0	2			
TEAM.....												1					
Totals.....		27-52	8-20	9-10	8	22	30	18	71	21	25	3	8	200			

TOTAL FG% 1st Half: 13-28 46.4% 2nd Half: 14-24 58.3% Game: 51.9% DEADB
 3-Pt. FG% 1st Half: 4-10 40.0% 2nd Half: 4-10 40.0% Game: 40.0% REBS
 F Throw % 1st Half: 4-4 100 % 2nd Half: 5-6 83.3% Game: 90.0% 1

HOME TEAM: Drury University 16-7, 10-3 GLVC

##	Player Name	TOT-FG			3-PT			REBOUNDS			PF	TP	A	TO	BLK	S	MIN
		FG-FGA	FG-FGA	FT-FTA	OF	DE	TOT										
01	Oliver, Melanie..... *	3-8	0-0	0-0	5	6	11	4	6	1	1	1	3	24			
23	Jones, Ja'Nell..... *	7-12	0-1	6-8	2	4	6	2	20	4	2	0	1	23			
24	Bos, Sara..... *	5-8	1-2	0-1	3	3	6	1	11	2	0	0	2	27			
25	Ballweg, Lindsay.... *	2-5	1-3	4-4	2	1	3	3	9	1	3	1	5	30			
32	Pritchard, Katie.... *	3-10	1-5	5-6	0	1	1	0	12	7	1	0	1	33			
12	Groose, Erica.....	4-7	0-0	1-2	4	0	4	0	9	0	1	0	1	17			
14	Carter, Hannah.....	1-5	1-2	2-2	1	0	1	3	5	4	4	0	0	24			
21	Walker, Kassie.....	0-1	0-0	0-0	0	0	0	0	0	0	2	0	1	3			
33	Moriondo, Liz.....	0-1	0-1	0-2	0	0	0	0	0	0	1	0	0	7			
44	Shouse, Caitlin.....	3-5	0-0	4-4	1	1	2	0	10	0	0	0	1	12			
TEAM.....												1					
Totals.....		28-62	4-14	22-29	18	17	35	13	82	19	15	2	15	200			

TOTAL FG% 1st Half: 14-27 51.9% 2nd Half: 14-35 40.0% Game: 45.2% DEADB
 3-Pt. FG% 1st Half: 3-9 33.3% 2nd Half: 1-5 20.0% Game: 28.6% REBS
 F Throw % 1st Half: 11-13 84.6% 2nd Half: 11-16 68.8% Game: 75.9% 1

Officials: Missy Brooks, Randy Robertson and Jeff Faulconer

Technical fouls: Missouri S&T-None. Drury University-None.

Attendance: 1418

Score by Periods	1st	2nd	Total
Missouri S&T.....	34	37	- 71
Drury University.....	42	40	- 82

Points in the paint-S&T 32,DU 34. Points off turnovers-S&T 14,DU 26.
 2nd chance points-S&T 16,DU 15. Fast break points-S&T 4,DU 4.
 Bench points-S&T 23,DU 24. Score tied-1 time. Lead changed-6 times.
 Last FG-S&T 2nd-00:08, DU 2nd-00:57.
 Largest lead-S&T by 3 2nd-14:51, DU by 18 1st-10:33.