



## 2008-09 USI Women's Basketball Game Notes

◆ February 27, 2009 ◆

**Media Contacts:** Ray Simmons, Sports Information Director (Office) 812/465-1622; (Home) 812/402-643  
Dan McDonnell, Asst. Sports Information Director (Office) 812/465-1121; (Home) 812/303-6287

### Upcoming Games

Sat., February 28: USI at Rockhurst, 1 p.m. (Mason-Haplin Fieldhouse/Kansas City, MO)\*^

\*Denotes GLVC contest; ^Denotes Regular-season finale; All Times are Central.

## USI Schedule & Results On the Air

### November

Sat. 1: @ Indiana (Exhib.)	L 49-93
St. Edwards Shootout Austin, TX	
Sat. 15: vs. Abilene Christian	L 53-80
Sun. 16: vs. SE Oklahoma State	W 83-76
Sat. 22: EDINBORO	W 88-80
Mon. 24: MID-CONTINENT	W 79-55
Indianapolis Classic Indianapolis, IN	
Fri. 28: vs. Hillsdale	L 55-70
Sat. 29: vs. Grace	W 87-62

### December

Thu. 4: @ Lewis	L 61-69*
Sat. 6: @ UW-Parkside	L 67-75*
Sat. 20: ILLINOIS-SPRINGFIELD	W 62-55
Mon. 22: TRUMAN STATE	W 67-50
Mon. 29: WAYNE STATE (MI)	W 80-75

### January

Fri. 2: SAINT JOSEPH'S	W 78-56*
Sun. 4: INDIANAPOLIS	L 68-93*
Thu. 8: NORTHERN KENTUCKY	L 48-62*
Sat. 10: @ Bellarmine	L 58-77*
Thu. 15: KENTUCKY WESLEYAN	W 65-61*
Thu. 22: MISSOURI-ST. LOUIS	W 92-73*
Sat. 24: ROCKHURST	L 67-77*
Thu. 29: @ Drury	ppd.*
Sat. 31: @ Missouri S&T	W 79-75*

### February

Thu. 5: QUINCY	L 61-71*
Sat. 7: DRURY	W 90-86 (2ot)^*
Wed. 11: LAKE ERIE	W 94-75
Sat. 14: @ Quincy	L 63-79*
Thu. 19: @ Missouri-St. Louis	W 83-74 (ot)*
Sat. 21: MISSOURI S&T	L 82-85*!
Wed. 25: @ Drury	L 69-75*
Sat. 28: @ Rockhurst	1 p.m.*

*GLVC Tournament March 5-8  
Sites to be determined*

*Midwest Region Tournament March 13-16  
Site to be determined*

*NCAA II Elite Eight March 25-28  
Saint Joseph Civic Arena  
Saint Joseph, Missouri*

\*GLVC contest; ^Homecoming;!Senior Day.  
All times are Central.

Radio: WSWI AM 820; WSPR 90.7 FM.

Internet: [www.820theedge.com](http://www.820theedge.com).

TV: n/a

### On the Web

USI Athletic web site: [www.usi.edu/sports](http://www.usi.edu/sports)

Women's Basketball: [www.usi.edu/sports/wbasket/wbasket.asp](http://www.usi.edu/sports/wbasket/wbasket.asp)

Live stats for home games: [www.usi.edu/sports/wbblive/xlive.htm](http://www.usi.edu/sports/wbblive/xlive.htm)

### Head Coach Rick Stein (10<sup>th</sup> Year)

USI/career record:	167-121 (.580)
GLVC record:	96-97 (.497)
Home record:	101-47 (.682)
Road record:	45-58 (.437)
Neutral record:	21-16 (.568)
Midwest Region record:	127-108 (.540)

### USI in 2008-09

Overall record:	14-12 (.539)
GLVC record:	6-10 (.375)
Division Record:	4-5 (.444)
Home record:	10-5 (.667)
Road record:	2-5 (.286)
Neutral site record:	2-2 (.500)
Midwest Region record:	9-11 (.450)

### USI's last time out

**Drury 75**  
Pts: L. Ballweg, 24.  
Rbs: M. Oliver, 13.  
Asts: J. Jones, 8.

**Southern Indiana 69**  
Pts: L. Meneghetti, 15.  
Rbs: B. Neuman, 14.  
Asts: E. Young, 4; A. Newhart, 4.  
Notable: A. Newhart, 14 pts.

### Recap

USI, which led by as many as 10 points in the first half and three at the break, battled back from a 13-point second-half deficit to forge a four-point lead with less than three minutes to play in the game. Drury, however, reeled off a 9-0 run in the last two minutes of the contest to retake the lead and end USI's upset bid.

### USI vs. Opponents

**USI vs. Rockhurst University Hawks (10-18, 3-13 GLVC)**

-Series record: USI leads the all-time series, 6-2.

-Series since 2000: USI leads the series, 5-2.

-First meeting: USI 63, RU 57 (November 19, 1999 at St. Joseph, MO)

-Last year: at RU 61, USI 56 (2/2/08); at USI 63, RU 61 (2/14/08)

-This year: RU 77, @USI 67 (1/24/09)

## 2008-09 University of Southern Indiana Screaming Eagles

PLAYER	2008-09 Statistics			2008-09 Season Highs	USI Career Highs
	Pt.#	Reb.#	Ast.#		
 <p><b>#1 Rinesha Soaper</b>  <b>Pronunciation:</b>                      Rye-KNEE-shuh                      5'4"...Freshman...Guard  <b>Hometown:</b> Henderson, KY  <b>H.S.:</b> Henderson County</p>	9.0	1.7	1.2	<b>Pts:</b> 26-Wayne State, 12/29 <b>Reb:</b> 4-Twice, last on 2/25 <b>Ast:</b> 4-Four times, last on 2/25 <b>Stl:</b> 5-Three times, last on 1/15 <b>Double-figure scoring:</b> 10 <b>20-point outings:</b> 1	First Year at USI
 <p><b>#4 Cootie Leeberg</b>  <b>Pronunciation:</b> Coo-tee                      5'7"...Freshman...Guard  <b>Hometown:</b> Lombard, IL  <b>H.S.:</b> Montini Catholic</p>	1.2	0.8	0.9	<b>Pts:</b> 8-Bellarmine, 1/10 <b>Reb:</b> 4-Abilene Christian, 11/15 <b>Ast:</b> 4-Grace, 11/29 <b>Stl:</b> 2-Indianapolis, 1/4	First Year at USI
 <p><b>#13 Abby Williams</b>  <b>Pronunciation:</b> as sounds                      6'0"...Junior... Guard/Forward  <b>Hometown:</b> St. Joseph, IL  <b>H.S.:</b> St. Joseph-Ogden  <b>Last School:</b> Kankakee C.C.</p>	8.2	5.8	1.2	<b>Pts:</b> 18-Lake Erie, 2/11 <b>Reb:</b> 11-Twice, last on 2/11 <b>Ast:</b> 5-Edinboro, 11/22 <b>Stl:</b> 3-Four times, last on 2/21 <b>Double-figure scoring:</b> 10 <b>Double-figure rebounding:</b> 4 <b>Double-Doubles:</b> 3	First Year at USI
 <p><b>#21 Ninette Evans</b>  <b>Pronunciation:</b> Neh-NET                      6'2"...Senior... Forward/Center  <b>Hometown:</b> Memphis, TN  <b>H.S.:</b> Trezevant  <b>Last School:</b> North Shoals C.C.</p>	6.7	5.2	0.4	<b>Pts:</b> 16-Lewis, 12/4 <b>Reb:</b> 12-Ill.-Springfield, 12/20 <b>Ast:</b> 2-Twice, last on 2/14 <b>Stl:</b> 2-Three times, last on 2/11 <b>Double-figure scoring:</b> 8 <b>Double-figure rebounding:</b> 2 <b>Double-doubles:</b> 1	<b>Pts:</b> 16-Lewis, 12/4/08 <b>Reb:</b> 14-Lewis, 1/12/08 <b>Ast:</b> 2-Three times, last on 2/14/09 <b>Stl:</b> 3-Quincy, 1/24/08 <b>Double-figure scoring:</b> 11 <b>Double-figure rebounding:</b> 3 <b>Double-doubles:</b> 2
 <p><b>#22 Amie Newhart</b>  <b>Pronunciation:</b> as sounds                      5'6"...Sophomore...Guard  <b>Hometown:</b> Mulberry, IN  <b>H.S.:</b> Clinton Prairie</p>	11.9	2.6	3.1*	<b>Pts:</b> 21-Missouri S&T, 2/21 <b>Reb:</b> 7-Hillsdale, 11/28 <b>Ast:</b> 8-Lake Erie, 2/11 <b>Stl:</b> 4-Lewis, 12/4 <b>Double-figure scoring:</b> 18 <b>20-point outings:</b> 1	<b>Pts:</b> 21-Missouri S&T, 2/21/09 <b>Reb:</b> 7-Twice, last on 11/28/08 <b>Ast:</b> 8-Lake Erie, 2/11/09 <b>Stl:</b> 5-UW-Parkside, 1/10/08 <b>Double-figure scoring:</b> 31 <b>20-point outings:</b> 1
 <p><b>#23 Taylor Miller</b>  <b>Pronunciation:</b> as sounds                      5'10"...Freshman... Forward  <b>Hometown:</b> Anderson, IN  <b>H.S.:</b> Anderson</p>	3.1	1.9	0.9	<b>Pts:</b> 9-Hillsdale, 11/28 <b>Reb:</b> 4-Abilene Christian, 11/15 <b>Ast:</b> 2-Three times, last 12/22 <b>Stl:</b> 2-Twice, last on 12/20	First Year at USI
 <p><b>#24 Lauren Meneghetti</b>  <b>Pronunciation:</b> MEN-eh-get-EE                      5'10"...Sophomore... Guard  <b>Hometown:</b> Munster, IN  <b>H.S.:</b> Munster</p>	9.4	3.2	2.6	<b>Pts:</b> 26-SE Oklahoma St., 11/16 <b>Reb:</b> 8-Ill.-Springfield, 12/20 <b>Ast:</b> 8-Drury, 2/7 <b>Stl:</b> 4-Lewis, 12/4 <b>Double-figure scoring:</b> 11 <b>20-point outings:</b> 1	<b>Pts:</b> 26-SE Oklahoma St., 11/16/08 <b>Reb:</b> 8-Ill.-Springfield, 12/20/08 <b>Ast:</b> 5-Drury, 2/7/09 <b>Stl:</b> 4-Twice, last on 12/4/08 <b>Double-figure scoring:</b> 12 <b>20-point outings:</b> 1
 <p><b>#25 Lauren Luce</b>  <b>Pronunciation:</b> as sounds                      5'8"...Freshman... Guard  <b>Hometown:</b> Vincennes, IN  <b>H.S.:</b> South Knox</p>	0.0	0.0	0.0	<b>Pts:</b> n/a <b>Reb:</b> n/a <b>Ast:</b> n/a <b>Stl:</b> n/a	First Year at USI






**\*Team Leader; All averages listed are from last season at USI or at player's previous school for 1<sup>st</sup> year players.**

**Continued on next page...**

PLAYER	2008-09 Statistics			2008-09 Season Highs	USI Career Highs
	Pt.#	Reb.#	Ast.#		
 <b>#30 Ellen Young</b> Pronunciation: as sounds 5'5"...Sophomore... Guard Hometown: Salem, IL H.S.: Salem Community Last School: SIU Carbondale	13.4*	4.3	2.1	Pts: 22-Drury, 2/7 Reb: 12-Truman State, 12/22 Ast: 6-Missouri S&T, 2/21 Stl: 5-Grace, 11/29 Double-figure scoring: 18 20-point outings: 4 Double-figure rebounding: 2 Double-Doubles: 2	First Year at USI
 <b>#40 Courtney Perry</b> Pronunciation: as sounds 6'0"...Sophomore...F/C Hometown: Crown Point, IN H.S.: Crown Point	1.0	1.2	0.1	Pts: 6-Grace, 11/29 Reb: 4-Saint Joseph's, 1/2 Ast: 1-Three times, last on 2/11 Stl: 1-Four times, last on 2/11	Pts: 6-Grace, 11/29/08 Reb: 6-Twice (last on 12/15/07) Ast: 2-Twice (last on 2/7/08) Stl: 1-Seven times (last 2/11/09)
 <b>#43 Leigha Thompson</b> Pronunciation: Leah 6'2"...Freshman...F/C Hometown: Teutopolis, IL H.S.: Teutopolis (2007)	2.0	1.0	0.0	Pts: 2-Lake Erie, 2/11 Reb: 1-Lake Erie, 2/11 Ast: n/a Stl: n/a	First Year at USI
 <b>#44 Brittany Neuman</b> Pronunciation: New-men 6'2"...Senior...Forward/Center Hometown: Huntingburg, IN H.S.: Southridge	10.3	8.5*	0.7	Pts: 27-Rockhurst, 1/24 Reb: 18-Mo.-St. Louis, 2/19 Ast: 2-Five times, last on 2/25 Stl: 3-Three times, last on 2/19 Double-figure scoring: 13 20-point outings: 3 Double-figure rebounding: 10 Double-Doubles: 7	Pts: 24-Rockhurst, 1/24/09 Reb: 18-Mo.-St. Louis, 2/19/09 Ast: 4-Rockhurst, 1/4/06 Stl: 3-Three times, last on 2/19/09 Double-figure scoring: 17 20-point outings: 3 Double-figure rebounding: 14 Double-Doubles: 10

\*Team Leader.

### 2008-09 Women's Basketball Coaching Staff

 <b>Rick Stein</b> Head Coach (10 <sup>th</sup> season) Pronunciation: Styne	 <b>Randa Gatling</b> Assistant Coach (10 <sup>th</sup> season) Pronunciation: Ran-da	 <b>Michelle Irwin</b> Assistant Coach (3 <sup>rd</sup> season) Pronunciation: as sounds
 <b>Jessica Grimaldo</b> Student Assistant Coach (1 <sup>st</sup> season) Pronunciation: Gri-MALL-doe	 <b>Kelci Prewitt</b> Manager (1 <sup>st</sup> season) Pronunciation: as sounds	

Possible Starters:	PPG	RPG	APG	Last Game
#13 Abby Williams (6'0"...Jr...G/F...St. Joseph, IL)	8.2	5.8	1.2	11 pts, 7 rbs, 2 asts
#22 Amie Newhart (5'6"...So...G...Mulberry, IN)	11.9	2.6	3.1*	14 pts, 4 rbs, 4 asts
#24 Lauren Meneghetti (5'10"...So...G...Munster, IN)	9.4	3.2	2.6	15 pts, 1 rb, 1 ast
#30 Ellen Young (5'5"...So...G...Salem, IL)	13.4*	4.3	2.1	5 pts, 4 rbs, 4 asts
#44 Brittany Neuman (6'2"...Sr...F/C...Huntingburg, IN)	10.3	8.5*	0.7	8 pts, 14 rbs, 2 asts

\*Team Leader; Last game was at Drury (February 21, 2009).

## GLVC Standings (as of a.m. February 28, 2009)

East						
School	GLVC	Pct.	Div	Overall	Pct	Streak
Northern Kentucky*	15-2	.882	10-1	24-2	.923	W7
UW-Parkside*	14-3	.824	9-2	18-8	.692	W1
Lewis*	11-6	.647	8-3	15-11	.577	L1
Indianapolis*	10-7	.588	6-5	21-8	.724	W1
Bellarmino*	8-10	.444	4-8	16-11	.593	L1
Kentucky Wesleyan	4-13	.235	2-9	9-17	.346	L9
Saint Joseph's	0-17	.000	0-11	0-26	.000	L26

### West

School	GLVC	Pct.	Div	Overall	Pct	Streak
Quincy*	15-1	.938	8-1	23-3	.885	W13
Drury*	13-3	.812	8-1	19-7	.731	W4
Southern Indiana	<b>6-10</b>	<b>.375</b>	<b>4-5</b>	<b>14-12</b>	<b>.539</b>	<b>L2</b>
Missouri S&T	6-10	.375	4-5	14-12	.539	W2
Missouri-St. Louis	3-13	.188	2-7	7-20	.259	L2
Rockhurst	3-13	.188	1-8	10-18	.357	W1

\* Clinched GLVC Tournament Berth

## Latest Results

### February 21, 2009

#### Missouri S&T 85, at Southern Indiana 82\*

Northern Kentucky 53, at St. Joseph's 40\*  
 at Lewis 75, Kentucky Wesleyan 69 (ot)\*  
 Quincy 73, at Rockhurst 57\*  
 Drury 78, at Missouri-St. Louis 72\*  
 at Bellarmine 87, Indianapolis 76\*

### February 24, 2009

at Missouri S&T 79, Central State 68  
 Rockhurst 78, at Illinois-Springfield 69

### February 25, 2009

at Drury 75, Southern Indiana 69\*

### February 26, 2009

at Northern Kentucky 71, Bellarmine 54\*  
 at UW-Parkside 57, Lewis 56\*  
 Indianapolis 69, at Saint Joseph's 54\*

## Upcoming Schedule

### February 28, 2009

UW-Parkside at Indianapolis, Noon\*  
 Lewis at Northern Kentucky, Noon\*  
 Saint Joseph's at Kentucky Wesleyan, 1 p.m.\*  
**Southern Indiana at Rockhurst, 1 p.m.\***  
 Drury at Quincy, 1 p.m.\*  
 Missouri-St. Louis at Missouri S&T, 5:30 p.m.\*

**End of regular season**

### GLVC Tournament pairings as of a.m. February 28, 2009

#1E Northern Kentucky vs. #2WC Bellarmine  
 #1W Quincy vs. #1WC Indianapolis  
 #2E UW-Parkside vs. #3W Southern Indiana or Missouri S&T  
 #2W Drury vs. #3E Lewis

\*Tournament pairings are subject to change depending on results Saturday.

## USI and GLVC opponents in the GLVC Rankings (as of a.m. 2/28/09)

Category	USI	RU
Scoring Offense:.....	72.3 (6 <sup>th</sup> )	69.8 (7 <sup>th</sup> )
Scoring Defense:.....	71.8 (10 <sup>th</sup> )	75.9 (12 <sup>th</sup> )
Scoring Margin:.....	+0.5 (9 <sup>th</sup> )	-6.1 (11 <sup>th</sup> )
FT Percentage:.....	.741 (5 <sup>th</sup> )	.720 (9 <sup>th</sup> )
FG Percentage:.....	.408 (11 <sup>th</sup> )	.414 (9 <sup>th</sup> )
FG % Defense:.....	.454 (12 <sup>th</sup> )	.429 (7 <sup>th</sup> )
3-pt. FG Percentage:.....	.343 (8 <sup>th</sup> )	.397 (t-1 <sup>st</sup> )
3-pt. FG % Defense:.....	.337 (6 <sup>th</sup> )	.355 (11 <sup>th</sup> )
Rebounding Off.:.....	37.9 (4 <sup>th</sup> )	34.5 (11 <sup>th</sup> )
Rebounding Def.:.....	36.4 (8 <sup>th</sup> )	42.0 (12 <sup>th</sup> )
Rebounding Margin:.....	+1.5 (7 <sup>th</sup> )	-7.5 (12 <sup>th</sup> )
Blocked Shots:.....	2.4 (7 <sup>th</sup> )	4.4 (2 <sup>nd</sup> )
Assists:.....	12.7 (12 <sup>th</sup> )	16.5 (5 <sup>th</sup> )
Steals:.....	9.9 (3 <sup>rd</sup> )	7.9 (10 <sup>th</sup> )
Turnover Margin:.....	+1.5 (5 <sup>th</sup> )	-1.1 (8 <sup>th</sup> )
Assist/TO Ratio:.....	0.67 (12 <sup>th</sup> )	0.90 (6 <sup>th</sup> )
Off. Rebounds:.....	14.8 (2 <sup>nd</sup> )	10.6 (12 <sup>th</sup> )
Def. Rebounds:.....	23.1 (9 <sup>th</sup> )	23.8 (8 <sup>th</sup> )
3-pt. FGs Made:.....	6.3 (t-5 <sup>th</sup> )	7.1 (3 <sup>rd</sup> )

## Regional Rankings

(as of 2/25/09)

1. Northern Kentucky
2. Hillsdale
3. Michigan Tech
4. Quincy
5. Drury
6. Northwood
7. Wisconsin-Parkside
8. Indianapolis
9. Grand Valley State
10. Ashland

\*Final poll due out  
 March 4; NCAA II  
 Tournament selections  
 will be made March 8.

For more on the GLVC, log onto [www.glvcsports.com](http://www.glvcsports.com); \*USI individuals in the GLVC rankings are in the game notes section.

Records when the Screaming Eagles are:	In 2008-09	Under Stein	In 2007-08	USA Today/ESPN D-II Top 25 Coaches Poll:
Playing at the PAC:.....	10-5	101-47	8-8	<b>As of February 24, 2009 (Poll #12)</b>
Playing on the Road:.....	2-5	45-58	1-8	<b>Rk School (1st votes)</b>
Playing at a Neutral Site:.....	2-2	21-16	1-1	1. Minnesota St.-Mankato (24)
Playing at night:.....	10-6	108-77	7-9	2. Northern Kentucky (1)
Playing during the day:.....	4-6	59-44	3-7	3. California-Pennsylvania
Playing on Monday:.....	3-0	13-2	0-0	4. Fort Lewis (2)
Playing Tuesday:.....	0-0	12-1	1-0	5. Emporia State
Playing on Wednesday:.....	1-1	7-6	0-1	6. Alaska-Anchorage
Playing on Thursday:.....	3-3	47-41	4-6	7. Francis Marion (1)
Playing on Friday:.....	1-1	10-10	0-1	8. Hillsdale
Playing on Saturday:.....	5-6	64-56	5-8	9. UC-San Diego
Playing on Sundays:.....	1-1	14-5	0-1	10. Seattle Pacific
Leading at the half:.....	13-5	141-32	9-5	11. West Texas A&M
Trailing at the half:.....	0-7	20-87	1-12	12. Quincy
Tied at the half:.....	1-0	6-2	0-0	13. Washburn
Playing in overtime:.....	1-0	6-6	0-0	14. Central Oklahoma
Playing in November:.....	4-2	32-13	3-0	15. Tusculum
Playing in December:.....	3-2	47-18	2-4	16. Lenoir-Rhyne
Playing in January:.....	4-4	36-45	2-7	17. Indiana-Pennsylvania
Playing in February:.....	3-4	43-37	2-6	18. Saint Mary's
Playing in March:.....	0-0	9-8	1-0	19. District of Columbia
Outshooting opponent:.....	9-0	126-23	10-8	20. Michigan Tech
Being outshot by opponent:.....	5-12	40-98	0-9	21. Franklin Pierce
Tie in shooting percentage:.....	0-0	1-0	0-0	22. Rollins
Shooting 50 % or better:.....	4-0	49-3	3-0	23. Fort Valley State
Shooting less than 50 %:.....	10-12	118-118	17-17	24. Gannon
Outrebounding opponent:.....	10-5	98-46	9-10	25. Holy Family
Being outrebounded:.....	2-6	55-69	1-6	
Tied in rebounding:.....	2-1	14-6	0-1	<b>Dropped out:</b>
Opponent has more turnovers:.....	11-4	129-42	4-2	Stonehill, Minn. St.-Moorhead, Clayton St.
USI has more turnovers:.....	3-6	31-70	5-14	
Teams were tied in turnovers:.....	0-2	7-9	1-1	<b>Others Receiving Votes:</b>
USI scores under 70 points:.....	3-11	28-87	4-15	Minnesota St.-Moorhead-36; Stonehill-33;
USI scores 70-79 points:.....	3-0	49-25	3-2	Clayton St.-31; Delta St.- 29; Clark Atlanta-26;
USI scores 80-89 points:.....	5-1	53-7	1-0	Fayetteville St.-24; Ark.-Monticello-18;
USI scores 90-99 points:.....	3-0	29-1	2-0	Bentley-17; W. Georgia-16; Tampa-11;
USI scores 100 or more points:.....	0-0	9-1	0-0	Virginia St.-5; Northwood-4; American Int'l.-3;
USI vs. Division II Teams:.....	12-12	148-121	8-17	Saint Rose-2.
USI vs. Midwest Region:.....	9-11	127-108	6-16	
USI vs. NAIA:.....	2-0	18-0	2-0	
USI vs. USCAA:.....	0-0	1-0	0-0	
USI vs. GLVC:.....	6-10	103-102	5-14	
USI vs. non-GLVC:.....	8-2	63-19	5-3	
USI vs. Top 25:.....	0-3	13-29	0-3	

### Coach Stein vs. the GLVC

Opponent	Record (Pct.)	Opponent	Record (Pct.)
Bellarmine.....	4-13 (.235)	Missouri-St. Louis.....	16-4 (.800)
Drury.....	2-6 (.250)	Northern Kentucky.....	6-12 (.333)
Indianapolis.....	5-10 (.333)	Quincy.....	6-15 (.286)
Kentucky Wesleyan.....	13-3 (.800)	Rockhurst.....	6-2 (.750)
Lewis.....	9-11 (.450)	Saint Joseph's.....	12-4 (.750)
Missouri S&T.....	1-7 (.125)	Wisconsin-Parkside.....	12-6 (.667)

### Screaming Eagles Game Notes

- **Must win mindset.** The Screaming Eagles are going into their contest against Rockhurst with a must-win mentality. USI needs to either defeat Rockhurst or have Missouri-St. Louis defeat Missouri S&T to clinch the third seed in the GLVC West Division and the last remaining spot in the GLVC Tournament. The Eagles are currently tied with Missouri S&T with a 6-10 mark in GLVC play and a 4-5 mark in the West Division. USI, however, holds the descending order tie-breaker, having gone 1-3 against the top two teams in the West Division. The Miners went a combined 0-4 against Quincy and Drury.
- **Neuman has been much better against West Division.** Senior forward/center **Brittany Neuman** who saw her consecutive streak of double-doubles end at three straight games, has averaged 15.2 points and 10.7 rebounds per game against the GLVC West Division. She was held to just 5.0 points and 5.9 rebounds against the East Division this season. Neuman currently leads the conference in rebounding and is tied for second with seven double-doubles.

- **Newhart notches' career best.** Sophomore guard **Amie Newhart** scored a career-high 21 points in USI's setback to Missouri S&T. She has averaged a team-high 15.0 points and 3.4 assists per appearance in the Eagles' last 10 outings and is currently 18<sup>th</sup> in the GLVC with a season scoring average of 11.8 points per game.
- **Historic rebounding effort.** Senior forward/center **Brittany Neuman's** 18 rebounds against Missouri-St. Louis was the highest rebounding total by a USI player since USI and GLVC Hall of Fame member LeAnn Freeland grabbed 19 boards against Indianapolis February 1, 1996.
- **Neuman records 500<sup>th</sup> career rebound.** Senior forward/center **Brittany Neuman** recorded her 500<sup>th</sup> career rebound in USI's loss to Drury Wednesday. She currently ranks 11<sup>th</sup> all-time at USI with 511 rebounds, needing just 31 more to crack the top 10.
- **Williams notches another double-double.** Junior guard/forward **Abby Williams** recorded her second double-double three games when she pulled down 13 points and 10 rebounds in USI's overtime victory over Missouri-St. Louis last week. She is second on the team with three double-doubles this season.
- **Young has big second half, overtime.** Sophomore guard **Ellen Young** scored 17 of her game-high 19 points in following the intermission in USI's overtime win against Missouri-St. Louis.
- **Meneghetti dishing the rock.** Sophomore guard **Lauren Meneghetti** averaged 5.0 assists in the five contests leading up to this week's contests. She had eight assists in USI's win over Drury earlier this month and seven assists in USI's win over Missouri-St. Louis.
- **Stein is USI's all-time winningest coach.** Head Coach **Rick Stein** surpassed former Head Coach Chancellor Dugan for first place on the program's all-time wins list with USI's 80-75 victory over Wayne State (12/29/08). Stein, who has been a part in 326 victories during his stay at USI, has put up 167 victories in his nine-plus years at the helm of the USI women's basketball program. Stein reached his 100<sup>th</sup> career victory in just 151 games, making him the fastest coach in the program's history to accomplish that feat.
- **Seeing double.** Senior forward/center **Brittany Neuman** (7), sophomore guard **Ellen Young** (2), junior guard/forward **Abby Williams** (3), and senior forward/center **Ninette Evans** (1) have combined for 13 double-doubles in this season.
- **USI has had at least five players reach double figures five times in 2008-09.** At least five USI players reached double figures in the scoring column in five games this season. USI had five players reach double digits in its 79-55 victory over Mid-Continent and its 87-62 win over Grace. They had six players reach double figures in their 92-73 win over Missouri-St. Louis and five players reach double digits in their 79-75 win over Missouri S&T. USI also had five players reach double figures in its 94-75 victory over Lake Erie. The Eagles had only one game in 2007-08 in which five of their players recorded 10 or more points.
- **20-point plateau.** Sophomore guard **Lauren Meneghetti** (1), senior forward/center **Brittany Neuman** (3), sophomore guard **Amie Newhart** (1), freshman guard **Rinesha Soaper** (1), and sophomore guard **Ellen Young** (4) have combined for ten 20-point efforts this season.
- **Eagles ranked in the GLVC (as of a.m. 2/28/09).** The Eagles have six players ranked in 13 GLVC statistical categories:  
**Ninette Evans** (2 categories) is sixth in offensive rebounds (2.62 orpg) and is 11<sup>th</sup> in blocks (0.69 bpg);  
**Brittany Neuman** (5 categories) leads the GLVC in total rebounding (8.5 rpg), is tied for third in offensive rebounds (3.46 orpg), is fourth in field goal percentage (.539), is fifth in defensive rebounds (5.04 drpg), and is eighth in blocks (0.85 bpg);  
**Amie Newhart** (6 categories) is seventh in three-point field goal percentage (.429), is 10<sup>th</sup> in minutes played (31.58 mppg), is 11<sup>th</sup> in free throw percentage (.824), is 14<sup>th</sup> in assist-to-turnover ratio (1.10), is tied for 15<sup>th</sup> in assists (3.08 apg), and is 18<sup>th</sup> in scoring (11.9 ppg);  
**Rinesha Soaper** (1 category) is seventh in steals (1.96 spg);  
**Abby Williams** (1 category) is 17<sup>th</sup> in total rebounding (5.8 rpg).  
**Ellen Young** (5 categories) is fifth in minutes played (32.54 mppg), is tied for 11<sup>th</sup> in scoring (13.4 ppg), is tied for 12<sup>th</sup> in steals (1.69 spg), is 15<sup>th</sup> in free throw percentage (.792), and is tied for 15<sup>th</sup> in made three-pointers per game (1.50).
- **Neuman earns GLVC Player of the Week honors.** Senior forward/center **Brittany Neuman** was named the GLVC Player of the Week for her performance against Edinboro. Neuman, who was 9-of-11 from the floor and 6-of-6 from the free throw line, finished the game with a career-high 24 points and 13 rebounds as the Eagles defeated the Fighting Scots, 88-80.
- **Magic Mark: 75 points.** The Eagles have won 83 of their last 94 games when scoring at least 75 points. USI is 183-18 (.911) since 1996-97 when reaching the 75-point plateau.

# Southern Indiana at Drury University (February 25, 2009)

## Official Basketball Box Score

Southern Indiana vs Drury

2/25/09 5:45 p.m. at Springfield, Missouri/Weiser Gym

VISITORS: Southern Indiana 14-12, 6-10 GLVC

##	Player Name	TOT-FG			3-PT			REBOUNDS			PF	TP	A	TO	BLK	S	MIN
		FG-FGA	FG-FGA	F'T-F'TA	OF	DE	TOT										
13	Williams, Abby..... *	3-10	2-5	3-5	3	4	7	3	11	2	1	0	1	32			
22	Newhart, Amie..... *	7-12	0-2	0-0	2	2	4	3	14	4	4	0	2	21			
24	Meneghetti, Lauren.. *	5-8	2-4	3-4	0	1	1	2	15	1	3	0	0	30			
30	Young, Ellen..... *	1-9	1-4	2-2	1	3	4	3	5	4	3	0	0	35			
44	Neuman, Brittany.... *	3-9	0-0	2-2	3	11	14	3	8	2	4	1	0	32			
01	Soaper, Rinesha.....	3-9	2-5	4-4	2	2	4	1	12	3	1	0	2	22			
21	Evans, Ninette.....	2-4	0-0	0-0	2	2	4	2	4	0	3	1	0	26			
40	Perry, Courtney.....	0-0	0-0	0-0	0	0	0	0	0	0	0	0	0	2			
TEAM.....																	
Totals.....		24-61	7-20	14-17	13	25	38	17	69	16	19	2	5	200			

TOTAL FG% 1st Half: 10-32 31.3%    2nd Half: 14-29 48.3%    Game: 39.3%    DEADB  
 3-Pt. FG% 1st Half: 2-9 22.2%    2nd Half: 5-11 45.5%    Game: 35.0%    REBS  
 F Throw % 1st Half: 9-10 90.0%    2nd Half: 5-7 71.4%    Game: 82.4%    1

HOME TEAM: Drury 19-7, 13-3 GLVC

##	Player Name	TOT-FG			3-PT			REBOUNDS			PF	TP	A	TO	BLK	S	MIN
		FG-FGA	FG-FGA	F'T-F'TA	OF	DE	TOT										
01	Oliver, Melanie..... *	5-8	0-0	5-7	4	9	13	3	15	1	1	0	0	31			
23	Jones, Ja'Nell..... *	2-6	0-0	2-4	0	3	3	3	6	8	3	0	2	25			
24	Bos, Sara..... *	1-7	0-2	2-2	1	2	3	2	4	4	0	0	2	25			
25	Ballweg, Lindsay.... *	8-15	3-6	5-5	0	3	3	2	24	4	2	1	1	37			
32	Pritchard, Katie.... *	4-12	1-2	2-3	2	1	3	0	11	4	2	0	1	32			
12	Groose, Erica.....	1-2	0-1	0-0	0	3	3	1	2	0	2	0	0	13			
14	Carter, Hannah.....	1-2	0-0	0-0	1	0	1	2	2	0	2	0	0	5			
21	Walker, Kassie.....	2-3	1-1	2-2	0	3	3	3	7	0	2	0	0	17			
33	Moriondo, Liz.....	0-0	0-0	0-0	0	0	0	0	0	0	0	0	0	4			
44	Shouse, Caitlin.....	2-3	0-0	0-0	0	1	1	2	4	1	2	0	1	11			
TEAM.....					1	1	2										
Totals.....		26-58	5-12	18-23	9	26	35	18	75	22	16	1	7	200			

TOTAL FG% 1st Half: 12-31 38.7%    2nd Half: 14-27 51.9%    Game: 44.8%    DEADB  
 3-Pt. FG% 1st Half: 1-4 25.0%    2nd Half: 4-8 50.0%    Game: 41.7%    REBS  
 F Throw % 1st Half: 3-3 100%    2nd Half: 15-20 75.0%    Game: 78.3%    3

Officials: Missy Brooks, Vanessa Welch and Devon Tourtillott

Technical fouls: Southern Indiana-None. Drury-None.

Attendance: 1112

Score by Periods	1st	2nd	Total
Southern Indiana.....	31	38	- 69
Drury.....	28	47	- 75

Points in the paint-USI 26,DUW 20. Points off turnovers-USI 9,DUW 19.  
 2nd chance points-USI 12,DUW 6. Fast break points-USI 6,DUW 2.  
 Bench points-USI 16,DUW 15. Score tied-7 times. Lead changed-10 times.  
 Last FG-USI 2nd-00:04, DUW 2nd-01:10.  
 Largest lead-USI by 10 1st-11:14, DUW by 13 2nd-10:49.

# Screaming Eagles' 2008-09 Statistics (as of a.m. February 28, 2009)

<b>RECORD:</b>	<b>OVERALL</b>	<b>HOME</b>	<b>AWAY</b>	<b>NEUTRAL</b>
<b>ALL GAMES.....</b>	<b>(14-12)</b>	<b>(10-5)</b>	<b>(2-5)</b>	<b>(2-2)</b>
<b>CONFERENCE.....</b>	<b>(6-10)</b>	<b>(4-5)</b>	<b>(2-5)</b>	<b>(0-0)</b>
<b>NON-CONFERENCE.....</b>	<b>(8-2)</b>	<b>(6-0)</b>	<b>(0-0)</b>	<b>(2-2)</b>

##	Player	GP-GS	Min--Avg	---TOTAL---		---3-PTS---		---REBOUNDS---								PF	FO	A	TO	Blk	Stl	Pts	Avg
				FG-FGA	Pct	3FG-FGA	Pct	FT-FTA	Pct	Off	Def	Tot	Avg										
30	Young, Ellen.....	26-26	846 32.5	126-309	.408	39-102	.382	57-72	.792	44	69	113	4.3	50	0	55	65	1	44	348	13.4		
	Conference-Only..	16-16	538 33.6	80-194	.412	29-68	.426	30-39	.769	21	45	66	4.1	32	0	32	38	1	21	219	13.7		
22	Newhart, Amie.....	26-26	821 31.6	99-252	.393	36-84	.429	75-91	.824	14	53	67	2.6	40	0	80	73	3	37	309	11.9		
	Conference-Only..	16-16	525 32.8	66-172	.384	24-58	.414	48-59	.814	8	28	36	2.3	25	0	47	41	3	27	204	12.8		
44	Neuman, Brittany...	26-23	640 24.6	97-179	.542	0-0	.000	75-110	.682	90	131	221	8.5	87	4	18	63	22	24	269	10.3		
	Conference-Only..	16-14	421 26.3	62-112	.554	0-0	.000	48-73	.658	59	78	137	8.6	56	3	10	46	14	17	172	10.8		
24	Meneghetti, Lauren.	26-18	746 28.7	88-215	.409	33-94	.351	35-44	.795	32	51	83	3.2	48	0	68	70	4	33	244	9.4		
	Conference-Only..	16-10	458 28.6	49-125	.392	18-52	.346	16-20	.800	20	29	49	3.1	31	0	43	44	2	18	132	8.3		
01	Soaper, Rinesha....	25-7	542 21.7	77-185	.416	29-81	.358	42-52	.808	12	31	43	1.7	54	1	30	53	2	49	225	9.0		
	Conference-Only..	15-6	342 22.8	45-120	.375	20-58	.345	22-28	.786	8	19	27	1.8	36	0	22	34	1	25	132	8.8		
13	Williams, Abby.....	26-26	702 27.0	72-218	.330	20-92	.217	50-74	.676	52	98	150	5.8	83	5	32	49	11	32	214	8.2		
	Conference-Only..	16-16	450 28.1	40-122	.328	14-55	.255	24-37	.649	35	61	96	6.0	55	4	21	34	8	20	118	7.4		
21	Evans, Ninette.....	26-3	487 18.7	68-145	.469	0-0	.000	38-56	.679	68	68	136	5.2	88	5	11	61	18	16	174	6.7		
	Conference-Only..	16-2	332 20.8	46-97	.474	0-0	.000	29-40	.725	47	40	87	5.4	59	4	7	39	15	7	121	7.6		
23	Miller, Taylor.....	15-1	185 12.3	14-44	.318	4-11	.364	15-21	.714	9	19	28	1.9	23	0	13	22	0	6	47	3.1		
	Conference-Only..	6-0	62 10.3	3-8	.375	1-2	.500	3-7	.429	4	8	12	2.0	5	0	5	7	0	0	10	1.7		
43	Thompson, Leigha...	1-0	2 2.0	1-1	1.000	0-0	.000	0-0	.000	1	0	1	1.0	0	0	0	0	0	0	2	2.0		
	Conference-Only..	0-0	0 0.0	0-0	.000	0-0	.000	0-0	.000	0	0	0	0.0	0	0	0	0	0	0	0	0.0		
04	Leeberg, Cootie....	22-0	184 8.4	7-32	.219	3-13	.231	9-13	.692	4	14	18	0.8	18	0	20	17	1	12	26	1.2		
	Conference-Only..	12-0	85 7.1	5-19	.263	1-8	.125	2-4	.500	2	2	4	0.3	7	0	8	7	1	4	13	1.1		
40	Perry, Courtney....	22-0	118 5.4	4-17	.235	0-0	.000	13-19	.684	11	15	26	1.2	28	1	3	14	0	4	21	1.0		
	Conference-Only..	12-0	62 5.2	1-6	.167	0-0	.000	8-12	.667	8	6	14	1.2	14	0	1	9	0	3	10	0.8		
25	Luce, Lauren.....	1-0	2 2.0	0-3	.000	0-1	.000	0-0	.000	0	0	0	0.0	0	0	0	0	0	0	0	0.0		
	Conference-Only..	0-0	0 0.0	0-0	.000	0-0	.000	0-0	.000	0	0	0	0.0	0	0	0	0	0	0	0	0.0		
<b>TEAM.....</b>										<b>47</b>	<b>52</b>	<b>99</b>	<b>3.8</b>	<b>0</b>		<b>2</b>							
<b>Conference-Only..</b>										<b>28</b>	<b>35</b>	<b>63</b>	<b>3.9</b>	<b>0</b>		<b>1</b>							
<b>Total.....</b>		<b>26</b>	<b>5275</b>	<b>653-1600</b>	<b>.408</b>	<b>164-478</b>	<b>.343</b>	<b>409-552</b>	<b>.741</b>	<b>384</b>	<b>601</b>	<b>985</b>	<b>37.9</b>	<b>519</b>	<b>16</b>	<b>330</b>	<b>489</b>	<b>62</b>	<b>257</b>	<b>1879</b>	<b>72.3</b>		
<b>Conference-Only..</b>		<b>16</b>	<b>3275</b>	<b>397-975</b>	<b>.407</b>	<b>107-301</b>	<b>.355</b>	<b>230-319</b>	<b>.721</b>	<b>240</b>	<b>351</b>	<b>591</b>	<b>36.9</b>	<b>320</b>	<b>11</b>	<b>196</b>	<b>300</b>	<b>45</b>	<b>142</b>	<b>1131</b>	<b>70.7</b>		
<b>Opponents.....</b>		<b>26</b>	<b>5275</b>	<b>669-1472</b>	<b>.454</b>	<b>133-395</b>	<b>.337</b>	<b>395-559</b>	<b>.707</b>	<b>301</b>	<b>646</b>	<b>947</b>	<b>36.4</b>	<b>499</b>	<b>-</b>	<b>370</b>	<b>528</b>	<b>75</b>	<b>190</b>	<b>1866</b>	<b>71.8</b>		
<b>Conference-Only..</b>		<b>16</b>	<b>3275</b>	<b>425-910</b>	<b>.467</b>	<b>89-258</b>	<b>.345</b>	<b>249-345</b>	<b>.722</b>	<b>187</b>	<b>388</b>	<b>575</b>	<b>35.9</b>	<b>293</b>	<b>5</b>	<b>242</b>	<b>303</b>	<b>45</b>	<b>113</b>	<b>1188</b>	<b>74.2</b>		

SCORE BY PERIODS:	1st	2nd	OT	OT2	Total	DEADBALL	REBOUNDS:	OFF	DEF	TOTAL
Southern Indiana.....	905	939	21	14	- 1879			58	1	59
Opponents.....	811	1033	12	10	- 1866			64	2	66

TEAM STATISTICS	USI	OPP	DATE	OPPONENT	W/L	SCORE	ATTEND
SCORING.....	1879	1866	\$11/15/08	vs Abilene Christian	L	53-80	315
Points per game.....	72.3	71.8	\$11/16/08	vs SE Oklahoma State	W	83-76	388
Scoring margin.....	+0.5	-	11/22/08	EDINBORO	W	88-80	700
FIELD GOALS-ATT.....	653-1600	669-1472	11/24/08	MID-CONTINENT	W	79-55	500
Field goal pct.....	.408	.454	11/28/08	vs Hillsdale	L	55-70	185
3 POINT FG-ATT.....	164-478	133-395	11/29/08	vs Grace	W	87-62	275
3-point FG pct.....	.343	.337	*12/4/08	at Lewis University	L	61-69	261
3-pt FG made per game.	6.3	5.1	*12/6/08	at Wisconsin-Parkside	L	67-75	191
FREE THROWS-ATT.....	409-552	395-559	11/20/08	ILLINOIS-SPRINGFIELD	W	62-55	300
Free throw pct.....	.741	.707	12/22/08	TRUMAN STATE	W	67-50	300
F-Throws made per game	15.7	15.2	12/29/08	WAYNE STATE	W	80-75	300
REBOUNDS.....	985	947	*1/2/09	SAINT JOSEPH'S	W	78-56	500
Rebounds per game....	37.9	36.4	*1/4/09	INDIANAPOLIS	L	68-93	800
Rebounding margin....	+1.5	-	*1/8/09	NORTHERN KENTUCKY	L	48-62	700
ASSISTS.....	330	370	*01/10/09	at BELLARMINE	L	58-77	1128
Assists per game.....	12.7	14.2	*1/15/09	KENTUCKY WESLEYAN	W	65-61	1000
TURNOVERS.....	489	528	*1/22/09	MISSOURI-ST. LOUIS	W	92-73	700
Turnovers per game....	18.8	20.3	*1/24/09	ROCKHURST	L	67-77	500
Turnover margin.....	+1.5	-	*1/31/09	at Missouri S&T	W	79-75	800
Assist/turnover ratio.	0.7	0.7	*2/5/09	QUINCY	L	61-71	600
STEALS.....	257	190	*2/7/09	DRURY	W	O2 90-86	1200
Steals per game.....	9.9	7.3	2/11/09	LAKE ERIE	W	94-75	200
BLOCKS.....	62	75	*2/14/09	at Quincy	L	63-79	1107
Blocks per game.....	2.4	2.9	*02/19/09	at Missouri-St. Louis	W	OT 83-74	420
ATTENDANCE.....	8900	6182	*2/21/09	MISSOURI S&T	L	82-85	600
Home games-Avg/Game..	15-593	7-717	*2/25/09	at Drury	L	69-75	1112
Neutral site-Avg/Game.	-	4-291	*GLVC game;				

SCORE BY PERIODS:	1st	2nd	OT	OT2	Total	\$St. Edwards Shootout (Austin, TX);	!Indianapolis Classic (Indianapolis, IN)
Southern Indiana....	905	939	21	14	- 1879		
Opponents.....	811	1033	12	10	- 1866		

**Southern Indiana Game-by-Game Points-Rebounds-Assists (as of a.m. February 28, 2009)**

Opponent	Date	Score	WL	01 SOAPER, RI	04 LEEBERG, C	13 WILLIAMS,	21 EVANS, NIN	22 NEWHART, A	23 MILLER, TA	24 MENEGHETT	25 LUCE, LAUR	30 YOUNG, ELL
vs Abilene Christian	11/15/08	53-80	L	9- 2- 0	0- 4- 0	3- 3- 0	1- 1- 0	8- 3- 6	0- 4- 2	10- 4- 3	DNP	11- 3- 1
vs SE Oklahoma State	11/16/08	83-76	W	5- 1- 1	1- 1- 1	16-10- 2	0- 6- 0	9- 5- 2	0- 1- 0	26- 4- 2	DNP	19- 3- 4
EDINBORO	11/22/08	88-80	W	15- 4- 0	0- 1- 0	4- 6- 5	11- 3- 0	6- 4- 5	6- 0- 0	4- 1- 3	DNP	18- 3- 3
MID-CONTINENT	11/24/08	79-55	W	11- 2- 1	0- 0- 2	10- 3- 3	2- 7- 0	17- 2- 1	0- 2- 1	17- 2- 1	DNP	15- 7- 5
vs Hillsdale	11/28/08	55-70	L	8- 0- 1	0- 1- 1	0- 5- 0	3- 1- 0	12- 7- 1	9- 1- 0	5- 2- 0	DNP	11- 3- 2
vs Grace	11/29/08	87-62	W	10- 3- 2	0- 2- 4	13- 7- 0	6- 4- 0	12- 4- 1	7- 1- 0	9- 2- 5	DNP	12- 2- 2
at Lewis University	12/4/08	61-69	L	3- 1- 0	0- 2- 0	5-11- 0	16- 9- 0	13- 1- 2	2- 2- 1	7- 4- 2	DNP	9- 2- 1
at Wisconsin-Parkside	12/6/08	67-75	L	5- 0- 0	0- 0- 2	10- 2- 0	2- 0- 0	8- 3- 3	3- 3- 2	17- 4- 0	DNP	20- 2- 2
ILLINOIS-SPRINGFIELD	11/20/08	62-55	W	3- 1- 0	6- 1- 0	12- 4- 1	0-12- 1	11- 2- 1	8- 3- 2	11- 8- 3	DNP	8- 5- 1
TRUMAN STATE	12/22/08	67-50	W	4- 1- 1	2- 2- 1	11- 3- 0	7- 5- 2	5- 1- 3	5- 2- 2	8- 2- 1	DNP	12-12- 1
WAYNE STATE	12/29/08	80-75	W	26- 2- 2	0- 1- 1	9- 2- 0	9- 6- 0	6- 1- 5	2- 2- 1	13- 4- 3	DNP	8- 4- 0
SAINT JOSEPH'S	1/2/09	78-56	W	10- 2- 0	2- 0- 0	8- 6- 2	12-10- 1	15- 1- 7	5- 2- 1	7- 2- 4	DNP	7- 0- 1
INDIANAPOLIS	1/4/09	68-93	L	10- 2- 0	0- 1- 0	9- 3- 2	8- 3- 0	11- 1- 3	0- 2- 1	4- 2- 2	DNP	19- 1- 1
NORTHERN KENTUCKY	1/8/09	48-62	L	6- 3- 0	DNP	6- 2- 0	4- 5- 0	12- 3- 1	0- 1- 0	10- 2- 2	DNP	10- 3- 0
at BELLARMINE	01/10/09	58-77	L	DNP	8- 1- 2	7- 8- 2	3- 7- 0	10- 1- 4	0- 2- 0	10- 4- 1	DNP	18- 5- 2
KENTUCKY WESLEYAN	1/15/09	65-61	W	14- 3- 3	0- 0- 0	5- 7- 0	12- 8- 0	4- 2- 1	DNP	4- 3- 1	DNP	18- 6- 4
MISSOURI-ST. LOUIS	1/22/09	92-73	W	8- 1- 3	1- 0- 3	16- 6- 2	12- 3- 1	11- 1- 3	DNP	13- 3- 6	DNP	21-10- 2
ROCKHURST	1/24/09	67-77	L	10- 1- 0	2- 0- 0	3- 4- 1	4- 4- 0	10- 3- 4	DNP	2- 5- 0	DNP	9- 3- 2
at Missouri S&T	1/31/09	79-75	W	13- 1- 3	0- 0- 1	7- 6- 2	11- 4- 0	14- 2- 4	DNP	0- 2- 1	DNP	20- 8- 0
QUINCY	2/5/09	61-71	L	7- 2- 2	DNP	5- 9- 4	6- 6- 1	12- 3- 1	DNP	12- 5- 2	DNP	7- 7- 1
DRURY	2/7/09	90-86	WO	4- 2- 2	DNP	0- 4- 0	14- 8- 0	16- 2- 4	DNP	9- 3- 8	DNP	22- 5- 5
LAKE ERIE	2/11/09	94-75	W	2- 0- 0	4- 1- 2	18-11- 0	14- 4- 1	19- 2- 8	DNP	9- 5- 4	0- 0- 0	15- 5- 4
at Quincy	2/14/09	63-79	L	9- 3- 2	0- 0- 0	4- 8- 2	2- 6- 2	17- 4- 2	DNP	10- 1- 2	DNP	5- 3- 1
at Missouri-St. Louis	02/19/09	83-74	WO	5- 1- 2	0- 0- 0	13-10- 2	4- 3- 1	16- 3- 2	DNP	7- 3- 7	DNP	19- 4- 0
MISSOURI S&T	2/21/09	82-85	L	16- 1- 2	0- 0- 0	9- 3- 0	7- 7- 1	21- 2- 2	DNP	5- 5- 4	DNP	10- 3- 6
at Drury	2/25/09	69-75	L	12- 4- 3	DNP	11- 7- 2	4- 4- 0	14- 4- 4	DNP	15- 1- 1	DNP	5- 4- 4

Opponent	Date	Score	WL	40 PERRY, COU	43 THOMPSON,	44 NEUMAN, BR
vs Abilene Christian	11/15/08	53-80	L	0- 1- 0	DNP	11- 9- 1
vs SE Oklahoma State	11/16/08	83-76	W	0- 1- 0	DNP	7-11- 1
EDINBORO	11/22/08	88-80	W	0- 1- 0	DNP	24-13- 1
MID-CONTINENT	11/24/08	79-55	W	2- 1- 0	DNP	5-10- 0
vs Hillsdale	11/28/08	55-70	L	1- 2- 0	DNP	6- 6- 1
vs Grace	11/29/08	87-62	W	6- 3- 1	DNP	12-13- 2
at Lewis University	12/4/08	61-69	L	DNP	DNP	6- 7- 0
at Wisconsin-Parkside	12/6/08	67-75	L	0- 1- 0	DNP	2- 3- 1
ILLINOIS-SPRINGFIELD	11/20/08	62-55	W	0- 0- 0	DNP	3- 2- 0
TRUMAN STATE	12/22/08	67-50	W	2- 1- 0	DNP	11- 6- 0
WAYNE STATE	12/29/08	80-75	W	0- 0- 0	DNP	7- 9- 2
SAINT JOSEPH'S	1/2/09	78-56	W	2- 4- 0	DNP	10- 8- 2
INDIANAPOLIS	1/4/09	68-93	L	0- 2- 0	DNP	7- 5- 1
NORTHERN KENTUCKY	1/8/09	48-62	L	0- 2- 0	DNP	0- 5- 1
at BELLARMINE	01/10/09	58-77	L	0- 1- 1	DNP	2- 5- 0
KENTUCKY WESLEYAN	1/15/09	65-61	W	DNP	DNP	8- 8- 0
MISSOURI-ST. LOUIS	1/22/09	92-73	W	0- 0- 0	DNP	10- 9- 0
ROCKHURST	1/24/09	67-77	L	DNP	DNP	27-14- 0
at Missouri S&T	1/31/09	79-75	W	4- 3- 0	DNP	10- 2- 0
QUINCY	2/5/09	61-71	L	3- 0- 0	DNP	9- 4- 0
DRURY	2/7/09	90-86	WO	0- 0- 0	DNP	25-12- 1
LAKE ERIE	2/11/09	94-75	W	0- 2- 1	2- 1- 0	11- 5- 0
at Quincy	2/14/09	63-79	L	0- 0- 0	DNP	16-11- 0
at Missouri-St. Louis	02/19/09	83-74	WO	1- 1- 0	DNP	18-18- 0
MISSOURI S&T	2/21/09	82-85	L	DNP	DNP	14-12- 2
at Drury	2/25/09	69-75	L	0- 0- 0	DNP	8-14- 2

**Southern Indiana Team High/Low Analysis (as of a.m. February 28, 2009)**

**Southern Indiana - TEAM GAME HIGHS**

POINTS.....	94	LAKE ERIE (2/11/09)
FIELD GOALS MADE.....	36	Twice, last vs. DRURY (2/7/09)
FIELD GOAL ATTEMPTS.....	74	vs Grace (11/29/08)
FIELD GOAL PERCENTAGE.....	.554 (36-65)	MISSOURI-ST. LOUIS (1/22/09)
3 PT FIELD GOALS MADE.....	10	Twice, last vs. MISSOURI-ST. LOUIS (1/22/09)
3 PT FG ATTEMPTS.....	26	QUINCY (2/5/09)
3 PT FG PERCENTAGE.....	.563 ( 9-16)	at Wisconsin-Parkside (12/6/08)
FREE THROWS MADE.....	29	vs SE Oklahoma State (11/16/08)
FREE THROW ATTEMPTS.....	39	at Missouri-St. Louis (02/19/09)
FREE THROW PERCENTAGE.....	.950 (19-20)	KENTUCKY WESLEYAN (1/15/09)
REBOUNDS.....	46	vs Grace (11/29/08)
ASSISTS.....	20	Three times, last vs. LAKE ERIE (2/11/09)
STEALS.....	17	MID-CONTINENT (11/24/08)
BLOCKED SHOTS.....	6	Twice, last at Missouri-St. Louis (02/19/09)
TURNOVERS.....	28	Twice, last at Quincy (2/14/09)
FOULS.....	31	vs SE Oklahoma State (11/16/08)

**Opponent - GAME HIGHS**

POINTS.....	93	INDIANAPOLIS (1/4/09)
FIELD GOALS MADE.....	30	Six times, last vs. MISSOURI S&T (2/21/09)
FIELD GOAL ATTEMPTS.....	75	DRURY (2/7/09)
FIELD GOAL PERCENTAGE.....	.600 (30-50)	INDIANAPOLIS (1/4/09)
3 PT FIELD GOALS MADE.....	10	INDIANAPOLIS (1/4/09)

**Opponent - GAME HIGHS continued on next page...**

Opponent - GAME HIGHS continued...		
3 PT FG ATTEMPTS.....	26	vs SE Oklahoma State (11/16/08)
3 PT FG PERCENTAGE.....	.625 (10-16)	INDIANAPOLIS (1/4/09)
FREE THROWS MADE.....	23	INDIANAPOLIS (1/4/09)
FREE THROW ATTEMPTS.....	36	at Missouri-St. Louis (02/19/09)
FREE THROW PERCENTAGE.....	.889 (16-18)	SAINT JOSEPH'S (1/2/09)
REBOUNDS.....	49	vs Abilene Christian (11/15/08)
ASSISTS.....	22	Twice, last at Drury (2/25/09)
STEALS.....	12	at Missouri-St. Louis (02/19/09)
BLOCKED SHOTS.....	6	DRURY (2/7/09)
TURNOVERS.....	27	Three times, last at Missouri-St. Louis (02/19/09)
FOULS.....	31	at Missouri-St. Louis (02/19/09)

**Southern Indiana - GAME LOWS**

POINTS.....	48	NORTHERN KENTUCKY (1/8/09)
FIELD GOALS MADE.....	15	NORTHERN KENTUCKY (1/8/09)
FIELD GOAL ATTEMPTS.....	51	Twice, last vs. NORTHERN KENTUCKY (1/8/09)
FIELD GOAL PERCENTAGE.....	.271 (16-59)	vs Abilene Christian (11/15/08)
3 PT FIELD GOALS MADE.....	2	Twice, last vs. TRUMAN STATE (12/22/08)
3 PT FG ATTEMPTS.....	11	Twice, last vs. NORTHERN KENTUCKY (1/8/09)
3 PT FG PERCENTAGE.....	.118 ( 2-17)	TRUMAN STATE (12/22/08)
FREE THROWS MADE.....	7	Twice, last at BELLARMINE (01/10/09)
FREE THROW ATTEMPTS.....	11	MID-CONTINENT (11/24/08)
FREE THROW PERCENTAGE.....	.467 ( 7-15)	at BELLARMINE (01/10/09)
REBOUNDS.....	20	at Wisconsin-Parkside (12/6/08)
ASSISTS.....	4	NORTHERN KENTUCKY (1/8/09)
STEALS.....	5	at Drury (2/25/09)
BLOCKED SHOTS.....	0	Three times, last vs. MISSOURI S&T (2/21/09)
TURNOVERS.....	11	vs Hillsdale (11/28/08)
FOULS.....	11	NORTHERN KENTUCKY (1/8/09)

**Opponent - GAME LOWS**

POINTS.....	50	TRUMAN STATE (12/22/08)
FIELD GOALS MADE.....	17	MID-CONTINENT (11/24/08)
FIELD GOAL ATTEMPTS.....	38	TRUMAN STATE (12/22/08)
FIELD GOAL PERCENTAGE.....	.347 (17-49)	MID-CONTINENT (11/24/08)
3 PT FIELD GOALS MADE.....	2	SAINT JOSEPH'S (1/2/09)
3 PT FG ATTEMPTS.....	8	Twice, last vs Hillsdale (11/28/08)
3 PT FG PERCENTAGE.....	.115 ( 3-26)	vs SE Oklahoma State (11/16/08)
FREE THROWS MADE.....	7	Three times, last vs. KENTUCKY WESLEYAN (1/15/09)
FREE THROW ATTEMPTS.....	8	Twice, last vs. NORTHERN KENTUCKY (1/8/09)
FREE THROW PERCENTAGE.....	.500 (11-22)	TRUMAN STATE (12/22/08)
REBOUNDS.....	24	NORTHERN KENTUCKY (1/8/09)
ASSISTS.....	5	LAKE ERIE (2/11/09)
STEALS.....	2	TRUMAN STATE (12/22/08)
BLOCKED SHOTS.....	0	TRUMAN STATE (12/22/08)
TURNOVERS.....	12	MISSOURI S&T (2/21/09)
FOULS.....	13	Four times, last at Quincy (2/14/09)

**Southern Indiana Player High/Low Analysis (as of a.m. February 28, 2009)**

**Southern Indiana - INDIVIDUAL GAME HIGHS**

Points.....	27	Neuman, Brittany vs Rockhurst (1/24/09)
Field Goals Made.....	11	Neuman, Brittany vs Drury (2/7/09)
Field Goal Att.....	17	Young, Ellen at Wisconsin-Parkside (12/6/08)
FG Pct (min 5 made).....	1.000 ( 6-6 )	Newhart, Amie vs Lake Erie (2/11/09)
3-Point FG Made.....	5	Young, Ellen vs Missouri-St. Louis (1/22/09)
3-Point FG Att.....	7	Eight times, last: Newhart, Amie vs Drury (2/7/09)
3-Pt FG Pct (min 4 made).....	1.000 ( 4-4 )	Young, Ellen at Missouri-St. Louis (02/19/09)
Free Throws Made.....	11	Soaper, Rinesha vs Wayne State (12/29/08)
Free Throw Att.....	16	Neuman, Brittany at Missouri-St. Louis (02/19/09)
FT Pct (min 7 made).....	1.000 ( 7-7 )	Newhart, Amie vs Missouri S&T (2/21/09)
Rebounds.....	18	Neuman, Brittany at Missouri-St. Louis (02/19/09)
Assists.....	8	Twice, last: Newhart, Amie vs Lake Erie (2/11/09)
Steals.....	5	Four times, last: Soaper, Rinesha vs Kentucky Wesleyan (1/15/09)
Blocked Shots.....	4	Evans, Ninette vs Drury (2/7/09)
Turnovers.....	9	Newhart, Amie vs SE Oklahoma State (11/16/08)
Fouls.....	5	16 times, last: Neuman, Brittany at Missouri-St. Louis (02/19/09)

**OPPONENT INDIVIDUAL GAME HIGHS**

Points.....	30	McCaskill, Tamara at Missouri S&T (1/31/09)
Field Goals Made.....	13	McCaskill, Tamara at Missouri S&T (1/31/09)
Field Goal Att.....	25	McCaskill, Tamara at Missouri S&T (1/31/09)
FG Pct (min 6 made).....	1.000 ( 6-6 )	Twice, last: Brackman, Karen vs Northern Kentucky (1/8/09)
3-Point FG Made.....	7	Bowers, Brooke vs Wayne State (12/29/08)
3-Point FG Att.....	11	Ballweg, Lindsay vs Drury (2/7/09)
3-Pt FG Pct (min 3 made).....	1.000 ( 3-3 )	Dewey, Katie vs Indianapolis (1/4/09)
Free Throws Made.....	9	BROWN, Destiny vs SE Oklahoma State (11/16/08)
Free Throw Att.....	10	BROWN, Destiny vs SE Oklahoma State (11/16/08)
FT Pct (min 7 made).....	1.000 ( 7-7 )	Oliver, Melanie vs Drury (2/7/09)
Rebounds.....	19	Katie Cezat vs Hillsdale (11/28/08)
Assists.....	9	Brooke Knight vs Hillsdale (11/28/08)
Steals.....	5	Twice, last: Jones, Ja'Nell vs Drury (2/7/09)
Blocked Shots.....	4	Katie Cezat vs Hillsdale (11/28/08)
Turnovers.....	7	Four times, last: Shuman, Courtney vs Quincy (2/5/09)
Fouls.....	5	Eight times, last: Moody, Caitlyn at Missouri-St. Louis (02/19/09)

## Rockhurst University Roster and Statistics (as of a.m. February 28, 2009)

No.	Name	Ht.	Pos.	Class	Hometown (High School/Previous School)
00	Kate Carr	6-0	F	Jr.	Fairfield, IA (Fairfield)
10	Alyssa Miller	5-3	G	So.	Omaha, NE (Millard North)
11	Julie Cook	5-9	F	Sr.	Wichita, KS (Kapaun Mt. Carmel)
14	Meghan Hurley	6-1	F/C	Jr.	Denver, CO (Mullen)
20	Kaeanna Wood (Kay-anna)	5-8	G	Jr.	Atlantic, IA (Atlantic/North Iowa Area CC)
21	Valerie Zamora (Zuh-more-uh)	5-7	G	Fr.	Highlands Ranch, CO (Mountain Vista)
22	Ali Fromm (Frahm)	5-6	G	Jr.	Memphis, MO (Scotland)
23	Christina Komonce (Ko-mahnce)	5-9	G	So.	Troy, MO (Troy Buchanan)
24	Erin Morrisey	5-10	G	Sr.	Leavenworth, KS (Leavenworth/Allen County CC)
25	Gloria Crawford	5-8	G	Sr.	Colorado Springs, CO (Doherty)
32	Chrissy Sarcone (Sar-cone)	5-11	G/F	Fr.	Des Moines, IA (Dowling Catholic)
33	Ana Novicic (Ah-nah Novah-cheech)	6-1	C	Sr.	Kraljevo, Serbia (Gimnazija/Williams Baptist)
34	Tori Hartin	5-11	F	Jr.	St. Louis, MO (Lafayette)
41	Amy Hake (Hake, like Cake)	5-8	G/F	Sr.	St. Louis, MO (Lindbergh)
45	Natalie Barbey	5-8	G	Fr.	Washington, MO (St. Francis Borgia)

**Head Coach:** Rebecca Morrisey (8<sup>th</sup> Year); **Assistant Coaches:** Aaron Bruening, Megan Nyquist

RECORD:	OVERALL	HOME	AWAY	NEUTRAL
ALL GAMES.....	(10-18)	(3-9)	(5-7)	(2-2)
CONFERENCE.....	(3-13)	(1-7)	(2-6)	(0-0)
NON-CONFERENCE.....	(7-5)	(2-2)	(3-1)	(2-2)

DATE	OPPONENT	W/L	SCORE	ATTEND
11/15/08	at Upper Iowa	W OT	87-79	300
11/19/08	LINCOLN	W	65-47	222
11/22/08	TRUMAN STATE	LOT	74-76	255
11/28/08	vs Minnesota State	L	74-95	75
11/29/08	vs Concordia-St. Paul	L	76-82	75
*12/4/08	at Missouri S&T	L	71-89	500
*12/06/08	at Quincy	L	75-108	314
12/09/08	WILLIAM JEWELL	L	67-80	276
12/13/08	ILLINOIS-SPRINGFIELD	W	83-69	143
12/17/08	vs Chaminade	W	88-33	75
12/18/08	vs Hawaii Pacific	W	73-70	100
12/30/08	at Newman	W	70-52	301
*01/02/09	LEWIS	W	90-77	250
*01/04/09	UW-PARKSIDE	L	56-70	235
*1/8/09	at Saint Joseph's	W	82-61	342
*01/10/09	at Indianapolis	L	77-86	475
*01/15/09	NORTHERN KENTUCKY	L	47-71	210
*01/17/09	BELLARMINE	L	58-76	250
*01/22/09	at Kentucky Wesleyan	L	56-72	300
*1/24/09	at Southern Indiana	W	77-67	500
*01/29/09	MISSOURI-ST. LOUIS	L	70-87	530
01/31/09	at Nebraska-Omaha	L	53-88	288
*02/05/09	DRURY	L	43-89	550
*02/07/09	MISSOURI S&T	L	65-87	330
*02-14-09	at Missouri-St. Louis	L	69-75	320
*2/19/09	at Drury	L	73-98	1178
*02/21/09	QUINCY	L	57-73	380
02/24/09	at Illinois-Springfield	W	78-69	151

\* indicates conference game

Season Box Score

##	Player	GP-GS	Min--Avg	---TOTAL---		---3-PTS---		FT-FTA	Pct	---REBOUNDS---				PF	FO	A	TO	Blk	Stl	Pts	Avg
				FG-FGA	Pct	3FG-FGA	Pct			Off	Def	Tot	Avg								
41	Hake, Amy.....	28-28	870 31.1	133-300	.443	76-160	.475	75-87	.862	42	72	114	4.1	59	0	89	56	10	38	417	14.9
	Conference-Only..	16-16	496 31.0	70-171	.409	35-80	.438	42-46	.913	26	38	64	4.0	36	0	52	29	6	26	217	13.6
11	Cook, Julie.....	28-28	843 30.1	136-293	.464	9-35	.257	42-57	.737	28	149	177	6.3	63	0	142	84	17	41	323	11.5
	Conference-Only..	16-16	474 29.6	65-157	.414	5-19	.263	26-35	.743	15	74	89	5.6	36	0	78	56	8	21	161	10.1
22	Fromm, Ali.....	28-28	866 30.9	90-240	.375	63-148	.426	67-77	.870	22	43	65	2.3	33	0	60	72	2	20	310	11.1
	Conference-Only..	16-16	492 30.8	50-126	.397	29-63	.460	41-45	.911	13	21	34	2.1	19	0	29	46	0	8	170	10.6
14	Hurley, Meghan....	28-16	548 19.6	87-193	.451	0-1	.000	34-43	.791	29	92	121	4.3	60	1	34	38	61	16	208	7.4
	Conference-Only..	16-14	357 22.3	64-130	.492	0-0	.000	17-22	.773	20	60	80	5.0	41	1	22	19	38	9	145	9.1
34	Hartin, Tori.....	28-5	447 16.0	64-153	.418	1-8	.125	45-75	.600	41	50	91	3.3	63	1	10	35	8	16	174	6.2
	Conference-Only..	16-1	242 15.1	39-82	.476	1-4	.250	17-35	.486	21	28	49	3.1	36	0	6	16	5	8	96	6.0
21	Zamora, Valerie....	28-6	511 18.3	42-119	.353	27-75	.360	19-26	.731	8	42	50	1.8	49	1	35	53	0	18	130	4.6
	Conference-Only..	16-4	291 18.2	21-59	.356	13-33	.394	8-12	.667	5	23	28	1.8	28	0	22	36	0	10	63	3.9
00	Carr, Kate.....	27-0	339 12.6	42-113	.372	11-26	.423	22-31	.710	25	28	53	2.0	43	1	24	25	8	9	117	4.3
	Conference-Only..	16-0	223 13.9	25-73	.342	7-18	.389	14-21	.667	19	19	38	2.4	21	0	13	11	4	5	71	4.4
33	Novicic, Ana.....	28-8	304 10.9	40-86	.465	0-1	.000	17-31	.548	32	58	90	3.2	47	1	23	37	10	25	97	3.5
	Conference-Only..	16-2	152 9.5	19-48	.396	0-1	.000	11-20	.550	15	22	37	2.3	16	0	9	18	7	8	49	3.1
24	Morrisey, Erin....	21-21	447 21.3	28-70	.400	0-0	.000	12-31	.387	11	43	54	2.6	49	0	27	45	3	16	68	3.2
	Conference-Only..	11-11	223 20.3	13-33	.394	0-0	.000	9-15	.600	5	17	22	2.0	23	0	14	26	1	7	35	3.2
23	Komonce, Christina.	21-0	140 6.7	14-30	.467	11-25	.440	3-8	.375	3	18	21	1.0	12	0	7	15	2	1	42	2.0
	Conference-Only..	13-0	105 8.1	8-19	.421	5-14	.357	1-4	.250	3	13	16	1.2	7	0	4	9	1	1	22	1.7
45	Webster, Rachel....	3-0	8 2.7	1-3	.333	0-0	.000	2-2	1.000	1	1	2	0.7	1	0	0	1	0	0	4	1.3
	Conference-Only..	0-0	0+ 0.0	0-0	.000	0-0	.000	0-0	.000	0	0	0	0.0	0	0	0	0	0	0	0	0.0
25	Crawford, Gloria...	24-0	135 5.6	8-36	.222	1-12	.083	12-15	.800	4	4	8	0.3	12	0	5	13	1	10	29	1.2
	Conference-Only..	13-0	55 4.2	4-10	.400	1-4	.250	9-11	.818	1	3	4	0.3	8	0	1	8	0	4	18	1.4
32	Sarcone, Chrissy...	19-0	72 3.8	6-20	.300	0-1	.000	9-14	.643	3	7	10	0.5	11	0	2	5	0	9	21	1.1
	Conference-Only..	11-0	31 2.8	1-8	.125	0-1	.000	6-10	.600	1	2	3	0.3	5	0	3	0	5	8	0.7	
20	Wood, Kaeanna.....	20-0	73 3.7	2-16	.125	1-11	.091	5-7	.714	0	1	1	0.1	9	0	3	9	1	2	10	0.5
	Conference-Only..	14-0	42 3.0	1-10	.100	1-8	.125	5-6	.833	0	0	0	0.0	5	0	1	7	0	1	8	0.6
10	Miller, Alyssa.....	16-0	47 2.9	1-6	.167	0-1	.000	2-4	.500	2	4	6	0.4	9	0	2	15	0	0	4	0.3
	Conference-Only..	10-0	18 1.8	1-1	1.000	0-0	.000	1-2	.500	0	3	3	0.3	5	0	1	5	0	0	3	0.3
45	Barbey, Natalie....	1-0	1 1.0	0-0	.000	0-0	.000	0-0	.000	0	0	0	0.0	1	0	0	0	0	0	0	0.0
	Conference-Only..	0-0	0+ 0.0	0-0	.000	0-0	.000	0-0	.000	0	0	0	0.0	0	0	0	0	0	0	0	0.0
	TEAM.....									47	55	102	3.6	0		12					
	Conference-Only..									37	28	65	4.1	0		6					
	Total.....	28	5651	694-1678	.414	200-504	.397	366-508	.720	298	667	965	34.5	521	5	463	515	123	221	1954	69.8
	Conference-Only..	16	3201	381-927	.411	97-245	.396	207-284	.729	181	351	532	33.2	286	1	252	295	70	113	1066	66.6
	Opponents.....	28	5653	758-1765	.429	161-453	.355	449-628	.715	423	753	1176	42.0	469	-	446	485	68	250	2126	75.9
	Conference-Only..	16	3203	463-1033	.448	112-296	.378	248-346	.717	260	405	665	41.6	265	1	275	246	44	148	1286	80.4

SCORE BY PERIODS:	1st	2nd	OT	Total	DEADBALL	REBOUNDS:	OFF	DEF	TOTAL
Rockhurst.....	969	967	18	1954			61	14	75
Opponents.....	1002	1112	12	2127			80	14	94

TEAM STATISTICS	RU	OPP	DATE	OPPONENT	W/L	SCORE	ATTEND
SCORING.....	1954	2126	11/15/08	at Upper Iowa	W	87-79	300
Points per game.....	69.8	75.9	11/19/08	LINCOLN	W	65-47	222
Scoring margin.....	-6.1	-	11/22/08	TRUMAN STATE	LOT	74-76	255
FIELD GOALS-ATT.....	694-1678	758-1765	11/28/08	vs Minnesota State	L	74-95	75
Field goal pct.....	.414	.429	11/29/08	vs Concordia-St. Paul	L	76-82	75
3 POINT FG-ATT.....	200-504	161-453	*12/4/08	at Missouri S&T	L	71-89	500
3-point FG pct.....	.397	.355	*12/06/08	at Quincy	L	75-108	314
3-pt FG made per game.....	7.1	5.8	12/09/08	WILLIAM JEWELL	L	67-80	276
FREE THROWS-ATT.....	366-508	449-628	12/13/08	ILLINOIS-SPRINGFIELD	W	83-69	143
Free throw pct.....	.720	.715	12/17/08	vs Chaminade	W	88-33	75
REBOUNDS.....	965	1176	12/18/08	vs Hawaii Pacific	W	73-70	100
Rebounds per game.....	34.5	42.0	12/30/08	at Newman	W	70-52	301
Rebounding margin.....	-7.5	-	*01/02/09	LEWIS	W	90-77	250
ASSISTS.....	463	446	*01/04/09	UW-PARKSIDE	L	56-70	235
Assists per game.....	16.5	15.9	*1/8/09	at Saint Joseph's	W	82-61	342
TURNOVERS.....	515	485	*01/10/09	at Indianapolis	L	77-86	475
Turnovers per game.....	18.4	17.3	*01/15/09	NORTHERN KENTUCKY	L	47-71	210
Turnover margin.....	-1.1	-	*01/17/09	BELLARMINE	L	58-76	250
Assist/turnover ratio.....	0.9	0.9	*01/22/09	at Kentucky Wesleyan	L	56-72	300
STEALS.....	221	250	*1/24/09	at Southern Indiana	W	77-67	500
Steals per game.....	7.9	8.9	*01/29/09	MISSOURI-ST. LOUIS	L	70-87	530
BLOCKS.....	123	68	01/31/09	at Nebraska-Omaha	L	53-88	288
Blocks per game.....	4.4	2.4	*02/05/09	DRURY	L	43-89	550
WINNING STREAK.....	1	-	*02/07/09	MISSOURI S&T	L	65-87	330
Home win streak.....	0	-	*02-14-09	at Missouri-St. Louis	L	69-75	320
ATTENDANCE.....	3631	5294	*2/19/09	at Drury	L	73-98	1178
Home games-Avg/Game.....	12-303	12-414	*02/21/09	QUINCY	L	57-73	380
Neutral site-Avg/Game.....	-	4-81	02/24/09	at Illinois-Springfield	W	78-69	151

SCORE BY PERIODS:	1st	2nd	OT	Total
Rockhurst.....	969	967	18	1954
Opponents.....	1002	1112	12	2127

\* denotes conference game

# Rockhurst University at University of Illinois-Springfield (February 24, 2009)

## Official Basketball Box Score

Rockhurst vs UIS

2/24/09 7:00 p.m. at TRAC - Springfield, Ill.

VISITORS: Rockhurst 10-18

##	Player Name	TOT-FG			3-PT			REBOUNDS			PF	TP	A	TO	BLK	S	MIN
		FG-FGA	FG-FGA	F'T-F'TA	OF	DE	TOT										
11	Cook, Julie..... *	5-10	1-4	4-6	2	7	9	2	15	6	2	1	1	36			
14	Hurley, Meghan..... *	0-2	0-0	4-4	1	3	4	3	4	0	1	0	0	14			
21	Zamora, Valerie..... *	3-7	2-6	1-1	0	4	4	2	9	0	1	0	0	25			
22	Fromm, Ali..... *	5-15	5-12	2-2	0	0	0	2	17	4	2	0	0	34			
41	Hake, Amy..... *	4-12	2-4	4-5	4	2	6	0	14	2	3	0	1	35			
00	Carr, Kate.....	3-9	1-2	1-2	0	0	0	2	8	2	0	0	1	17			
10	Miller, Alyssa.....	0-0	0-0	0-0	0	0	0	0	0	0	0	0	0	0+			
20	Wood, Kaeanna.....	0-0	0-0	0-0	0	0	0	0	0	0	0	0	0	0+			
23	Komonce, Christina..	0-0	0-0	0-0	0	0	0	0	0	0	0	0	0	0+			
25	Crawford, Gloria....	1-2	0-1	0-0	0	0	0	1	2	0	0	0	0	5			
32	Sarcone, Chrissy....	0-1	0-1	0-0	0	0	0	0	0	0	0	0	0	0+			
33	Novicic, Ana.....	1-2	0-0	0-1	3	2	5	4	2	2	1	0	2	17			
34	Hartin, Tori.....	3-7	0-0	1-2	2	1	3	2	7	0	3	0	0	17			
TEAM.....																	
Totals.....		25-67	11-30	17-23	12	19	31	18	78	16	13	1	5	200			

TOTAL FG% 1st Half: 16-36 44.4%    2nd Half: 9-31 29.0%    Game: 37.3%    DEADB  
 3-Pt. FG% 1st Half: 8-18 44.4%    2nd Half: 3-12 25.0%    Game: 36.7%    REBS  
 F Throw % 1st Half: 3-4 75.0%    2nd Half: 14-19 73.7%    Game: 73.9%    3,2

HOME TEAM: UIS 6-22

##	Player Name	TOT-FG			3-PT			REBOUNDS			PF	TP	A	TO	BLK	S	MIN
		FG-FGA	FG-FGA	F'T-F'TA	OF	DE	TOT										
14	Blair, Alex..... *	1-6	1-4	0-0	1	4	5	2	3	0	1	0	0	26			
21	Snyder, Emmarie..... *	0-1	0-0	0-0	0	1	1	0	0	1	1	0	1	10			
34	Stein, Shana..... *	3-6	1-2	0-1	2	4	6	0	7	2	2	0	0	18			
42	Randolph, Jeanell... *	2-2	0-0	1-2	2	5	7	4	5	0	4	0	0	18			
44	Glogovsky, Erin..... *	6-10	0-0	4-5	1	3	4	2	16	3	4	0	2	30			
03	Staley, Erin.....	0-0	0-0	0-0	0	0	0	0	0	0	2	0	0	3			
10	Frye, Di`Andra.....	3-5	1-3	2-2	1	1	2	3	9	5	1	0	1	20			
13	Coryell, Susan.....	1-2	0-0	0-2	1	3	4	2	2	1	0	0	0	10			
23	Shepherd, Shana.....	0-1	0-1	0-0	0	0	0	1	0	0	0	0	0	5			
25	Moore, Lakeshia.....	0-3	0-1	0-0	0	0	0	2	0	0	0	0	0	5			
32	Sproat, Tiffany.....	7-13	2-3	5-6	0	6	6	3	21	0	6	1	1	26			
35	Bertucci, Natalie...	2-3	0-0	0-0	0	2	2	2	4	0	0	0	0	14			
43	Thompson, Kelly.....	0-0	0-0	2-2	0	0	0	0	2	0	1	0	0	15			
TEAM.....											1						
Totals.....		25-52	5-14	14-20	8	29	37	21	69	12	23	1	5	200			

TOTAL FG% 1st Half: 11-24 45.8%    2nd Half: 14-28 50.0%    Game: 48.1%    DEADB  
 3-Pt. FG% 1st Half: 1-6 16.7%    2nd Half: 4-8 50.0%    Game: 35.7%    REBS  
 F Throw % 1st Half: 8-11 72.7%    2nd Half: 6-9 66.7%    Game: 70.0%    4,3

Officials: Bob Frey, Corky Schreiner, Eric, DeBoe

Technical fouls: Rockhurst-None. UIS-None.

Attendance: 151

Score by Periods	1st	2nd	Total
Rockhurst.....	43	35	- 78
UIS.....	31	38	- 69