

# University of Southern Indiana

## Health Professions Center Renovation and Addition 2024

### Audiovisual Systems

#### Bidding Equipment List

ID	Manufacturer	Model	Item / Description	Unit Qty	Bidding Notes
----	--------------	-------	--------------------	----------	---------------

Number : **SY01**

Type : **Classroom**

Name : **Single Display Classrooms - L046, L054, A1051**

Qty : **1**

#### Display Surfaces

1	Christie	UHD982-P-A	98" Professional LED Backlit 24/7 Display w/Built-In Speakers and OPS Slot, 3840x2160 Native (Latest Model)	3	-
2	Chief	XTM1U	X-Large FUSION Micro-Adjustable Tilt Wall Mount	3	-
3	Middle Atlantic	PDX-215C	2 Outlet, 15 Amp Compact Power with Multi-Stage Surge Protection	3	-
4	Wacom	DTH-2452	23.8" Full-HD Pen Display with Multi-Touch Functionality	3	-
5	Chief	K2P110B	Kontour K2P Articulating Pole Mount, Single Monitor	3	-

#### Display Devices

6	Extron	DTP3 R 201	4K/60 HDMI DTP3 Receiver with Audio De-Embedding	3	-
---	--------	------------	--	---	---

#### Source Devices

7	Owner Furnished	Instructor Workstation	Owner Furnished Instructor's Workstation PC (OFCl)	3	A
8	Owner Furnished	Wired Keyboard and Mouse	Owner Furnished Wireless Keyboard and Mouse (OFCl)	3	A

#### Video Capture, Streaming and Conferencing

9	Axis	M5525E	PTZ Network Camera (OFCl)	3	A
---	------	--------	---------------------------	---	---

#### Signal Processing, Routing, and Distribution

10	Extron	DTP3 CrossPoint 622 IPCP A SL	4K/60 Presentation Matrix Switcher Configurable from 6x4 to 8x2, Control Processor, Amplifier and ShareLink	3	-
11	Extron	USB-C HD 101	USB-C to HDMI Interface	3	-
12	Extron	TLP Pro 1025T	10" Tabletop TouchLink Pro Touch Panel	3	D

#### Speech Reinforcement System/Audio Conferencing

13	Extron	SF 228T Plus	8" Two-Way SoundField Ceiling Tile Speaker, Priced Individually Sold as Pair	21	-
14	Shure	MXA920W-S	Square Ceiling Microphone Array, Dante (White Only)	3	-
15	Biamp	Parlé SBC 2	Conferencing Speaker Bar w/Two 4" Woofers and Two 1" Tweeters	3	-

#### Rack, Panels, Misc.

16	Middle Atlantic	RLNK-915R	9 Outlet, 15 Amp Rack Mount PDU w/ RackLink	3	-
17	Heckler	Lectern 6U	Lectern w/ Extron AAP 104 Insert, Courtsey IO Insert, Shure Microphone Insert, Cup Holder, Desk Pad, Bag Hook and Casters	3	-
18			Installation Materials as Defined in AV Systems Specification	Lot	
19			Custom Wall/Floor Box and Decorator-Style Plates as Needed	Lot	
20			Pre-Made Loose Cabling and Field Cabling as Needed	Lot	
21			Rack Panels, Vents, Mounts, Shelves, Other Equipment Rack Materials as Needed	Lot	
22			Wall, Ceiling Mounts and Mounting Hardware as Needed	Lot	
23			Control System Accessories as Needed	Lot	
24			Power Supplies and Power Distribution as Needed	Lot	
25			Cable Terminations, Cable Dressing, Labels, Ties, Cable Management as Needed	Lot	

#### End of System

# University of Southern Indiana

## Health Professions Center Renovation and Addition 2024

### Audiovisual Systems

#### Bidding Equipment List

ID	Manufacturer	Model	Item / Description	Unit Qty	Bidding Notes
----	--------------	-------	--------------------	----------	---------------

Number : **SY02**

Type : **Classroom**

Name : **Triple Display Classrooms - L044, L060, L075**

Qty : **1**

#### Display Surfaces

1	Christie	UHD982-P-A	98" Professional LED Backlit 24/7 Display w/Built-In Speakers and OPS Slot, 3840x2160 Native (Latest Model)	2	-
2	Christie	UHD75x-P	75" Professional LED Backlit 24/7 Display w/ Built-In Speakers and OPS Slot, 3840x2160 Native (Latest Model)	2	-
3	Christie	UHD86x-P	86" Professional LED Backlit 24/7 Display w/Built-In Speakers and OPS Slot, 3840x2160 Native (Latest Model)	5	-
4	Chief	XTM1U	X-Large FUSION Micro-Adjustable Tilt Wall Mount	9	-
5	Middle Atlantic	PDX-215C	2 Outlet, 15 Amp Compact Power with Multi-Stage Surge Protection	9	-
6	Wacom	DTH-2452	23.8" Full-HD Pen Display with Multi-Touch Functionality	2	-
7	Chief	K2P110B	Kontour K2P Articulating Pole Mount, Single Monitor	2	-

#### Display Devices

8	Extron	DTP3 R 201	4K/60 HDMI DTP3 Receiver with Audio De-Embedding	3	-
---	--------	------------	--	---	---

#### Source Devices

9	Owner Furnished	Instructor Workstation	Owner Furnished Instructor's Workstation PC (OFCl)	2	A
10	Owner Furnished	Wired Keyboard and Mouse	Owner Furnished Wireless Keyboard and Mouse (OFCl)	2	A

#### Video Capture, Streaming and Conferencing

11	Axis	M5525E	PTZ Network Camera (OFCl)	2	A
----	------	--------	---------------------------	---	---

#### Signal Processing, Routing, and Distribution

12	Extron	DTP3 CrossPoint 622 IPCP A SL	4K/60 Presentation Matrix Switcher Configurable from 6x4 to 8x2, Control Processor, Amplifier and ShareLink	3	-
13	Extron	USB-C HD 101	USB-C to HDMI Interface	3	-
14	Extron	TLP Pro 1025T	10" Tabletop TouchLink Pro Touch Panel	2	D

#### Speech Reinforcement System/Audio Conferencing

15	Extron	SF 228T Plus	8" Two-Way SoundField Ceiling Tile Speaker, Priced Individually Sold as Pair	24	-
16	Shure	MXWAPXD2	2-CH Wireless Receiver w/ DSP, 2x Charging Dock, Dante and Bluetooth Compatibility	2	-
17	Shure	MXW2/SM58--Z10	Handheld Transmitter w/ SM58 Microphone, Z10 Frequency Band	2	-
18	Shure	MXW1/O--Z10	Bodypack Transmitter w/ Omnidirectional Microphone and 4-Pin Mini Connector (TA4M), Z10 Frequency Band (Black Only)	2	-
19	Shure	MXA920W-S	Square Ceiling Microphone Array, Dante (White Only)	3	-

# University of Southern Indiana

## Health Professions Center Renovation and Addition 2024

### Audiovisual Systems

#### Bidding Equipment List

ID	Manufacturer	Model	Item / Description	Unit Qty	Bidding Notes
----	--------------	-------	--------------------	----------	---------------

Number : **SY02**

Type : **Classroom**

Name : **Triple Display Classrooms - L044, L060, L075**

Qty : **1**

<b>Rack, Panels, Misc.</b>					
20	Middle Atlantic	RLNK-915R	9 Outlet, 15 Amp Rack Mount PDU w/ RackLink	3	-
21	Heckler	Lectern 6U	Lectern w/ Extron AAP 104 Insert, Courtsey IO Insert, Shure Microphone Insert, Cup Holder, Desk Pad, Bag Hook and Casters	2	-
22			Installation Materials as Defined in AV Systems Specification	Lot	
23			Custom Wall/Floor Box and Decorator-Style Plates as Needed	Lot	
24			Pre-Made Loose Cabling and Field Cabling as Needed	Lot	
25			Rack Panels, Vents, Mounts, Shelves, Other Equipment Rack Materials as Needed	Lot	
26			Wall, Ceiling Mounts and Mounting Hardware as Needed	Lot	
27			Control System Accessories as Needed	Lot	
28			Power Supplies and Power Distribution as Needed	Lot	
29			Cable Terminations, Cable Dressing, Labels, Ties, Cable Management as Needed	Lot	

#### End of System

# University of Southern Indiana

## Health Professions Center Renovation and Addition 2024

### Audiovisual Systems

#### Bidding Equipment List

ID	Manufacturer	Model	Item / Description	Unit Qty	Bidding Notes
----	--------------	-------	--------------------	----------	---------------

Number : **SY03**

Type : **Classroom**

Name : **Combine/Divide Display Classrooms - L050, L052**

Qty : **1**

#### Display Surfaces

1	Christie	FHQ98x-L	98" Professional LED Backlit Display w/ Built-In Speakers and OPS Slot, 3840x2160 Native (Latest Model)	2	-
2	Christie	UHD75x-P	75" Professional LED Backlit 24/7 Display w/ Built-In Speakers and OPS Slot, 3840x2160 Native (Latest Model)	2	-
3	Chief	XTM1U	X-Large FUSION Micro-Adjustable Tilt Wall Mount	4	-
4	Middle Atlantic	PDX-215C	2 Outlet, 15 Amp Compact Power with Multi-Stage Surge Protection	4	-
5	Wacom	DTH-2452	23.8" Full-HD Pen Display with Multi-Touch Functionality	2	-
6	Chief	K2P110B	Kontour K2P Articulating Pole Mount, Single Monitor	2	-

#### Display Devices

7	Extron	DTP3 R 201	4K/60 HDMI DTP3 Receiver with Audio De-Embedding	6	-
---	--------	------------	--	---	---

#### Source Devices

8	Owner Furnished	Instructor Workstation	Owner Furnished Instructor's Workstation PC (OFCI)	2	A
9	Owner Furnished	Wired Keyboard and Mouse	Owner Furnished Wireless Keyboard and Mouse (OFCI)	2	A

#### Video Capture, Streaming and Conferencing

10	Axis	M5525E	PTZ Network Camera (OFCI)	2	A
----	------	--------	---------------------------	---	---

#### Signal Processing, Routing, and Distribution

11	Extron	DTP3 CrossPoint 662 IPCP A SL	4K/60 Presentation Matrix Switcher Configurable from 6x8 to 8x6, Control Processor, Amplifier and ShareLink	1	-
12	Extron	USB-C HD 101	USB-C to HDMI Interface	2	-
13	Extron	TLP Pro 1025T	10" Tabletop TouchLink Pro Touch Panel	2	D
14	Extron	DTP3 T 212 D	Two Input 4K/60 DTP3 Transmitter for USB-C and HDMI – Decorator-Style Wallplate	2	-
15	Extron	DTP3 T 201	4K/60 HDMI DTP3 Receiver with Audio De-Embedding	3	-
16	Extron	ShareLink Pro 2000	4K Wireless Presentation System	1	-
17	Netgear	M4250-9G1F-PoE+	9-Port (1) 1G (8) POE+ (110W), (1) SFP, AV Line Managed Network Switch	1	-

#### Speech Reinforcement System/Audio Conferencing

18	Extron	SF 228T Plus	8" Two-Way SoundField Ceiling Tile Speaker, Priced Individually Sold as Pair	12	-
19	Shure	MXWAPXD2	2-CH Wireless Receiver w/ DSP, 2x Charging Dock, Dante and Bluetooth Compatibility	2	-
20	Shure	MXW2/SM58--Z10	Handheld Transmitter w/ SM58 Microphone, Z10 Frequency Band	2	-
21	Shure	MXW1/O--Z10	Bodypack Transmitter w/ Omnidirectional Microphone and 4-Pin Mini Connector (TA4M), Z10 Frequency Band (Black Only)	2	-
22	Shure	MXA920W-S	Square Ceiling Microphone Array, Dante (White Only)	2	-
23	Extron	NetPA U 1002-70V	2-CH, 100W @ 70V Amplifier with Local and Dante Inputs, Integrated DSP	1	-

# University of Southern Indiana

## Health Professions Center Renovation and Addition 2024

### Audiovisual Systems

#### Bidding Equipment List

ID	Manufacturer	Model	Item / Description	Unit Qty	Bidding Notes
----	--------------	-------	--------------------	----------	---------------

Number : **SY03**

Type : **Classroom**

Name : **Combine/Divide Display Classrooms - L050, L052**

Qty : **1**

<b>Rack, Panels, Misc.</b>					
24	Middle Atlantic	RLNK-915R	9 Outlet, 15 Amp Rack Mount PDU w/ RackLink	2	-
25	Heckler	Lectern 6U	Lectern w/ Extron AAP 104 Insert, Courtsey IO Insert, Shure Microphone Insert, Cup Holder, Desk Pad, Bag Hook and Casters	2	-
26			Installation Materials as Defined in AV Systems Specification	Lot	
27			Custom Wall/Floor Box and Decorator-Style Plates as Needed	Lot	
28			Pre-Made Loose Cabling and Field Cabling as Needed	Lot	
29			Rack Panels, Vents, Mounts, Shelves, Other Equipment Rack Materials as Needed	Lot	
30			Wall, Ceiling Mounts and Mounting Hardware as Needed	Lot	
31			Control System Accessories as Needed	Lot	
32			Power Supplies and Power Distribution as Needed	Lot	
33			Cable Terminations, Cable Dressing, Labels, Ties, Cable Management as Needed	Lot	

#### End of System

UNIVERSITY OF SOUTHERN INDIANA  
HEALTH PROFESSIONS CENTER  
RENOVATION AND ADDITION 2024

1501 Reedsdale Street Suite 300 Pittsburgh, PA 15233 412.323.8560			<b>N V 5</b> WWW.NV5.COM/TECH AV • IT • SECURITY • ACOUSTICS • LIGHTING		
Stamp					
REVISIONS					
DESCRIPTION		DATE			
Project No.: 4067					
Checked By: TS					
Designed By: MJ					
Drawn By: MJ					
Date: 7/1/2025					
UNIVERSITY OF SOUTHERN INDIANA HEALTH PROFESSIONS CENTER RENOVATION AND ADDITION 2024					
AUDIOVISUAL SYSTEMS COVER SHEET					
SHEET NAME					
SHEET NUMBER					
AVS00					
JOB NUMBER					

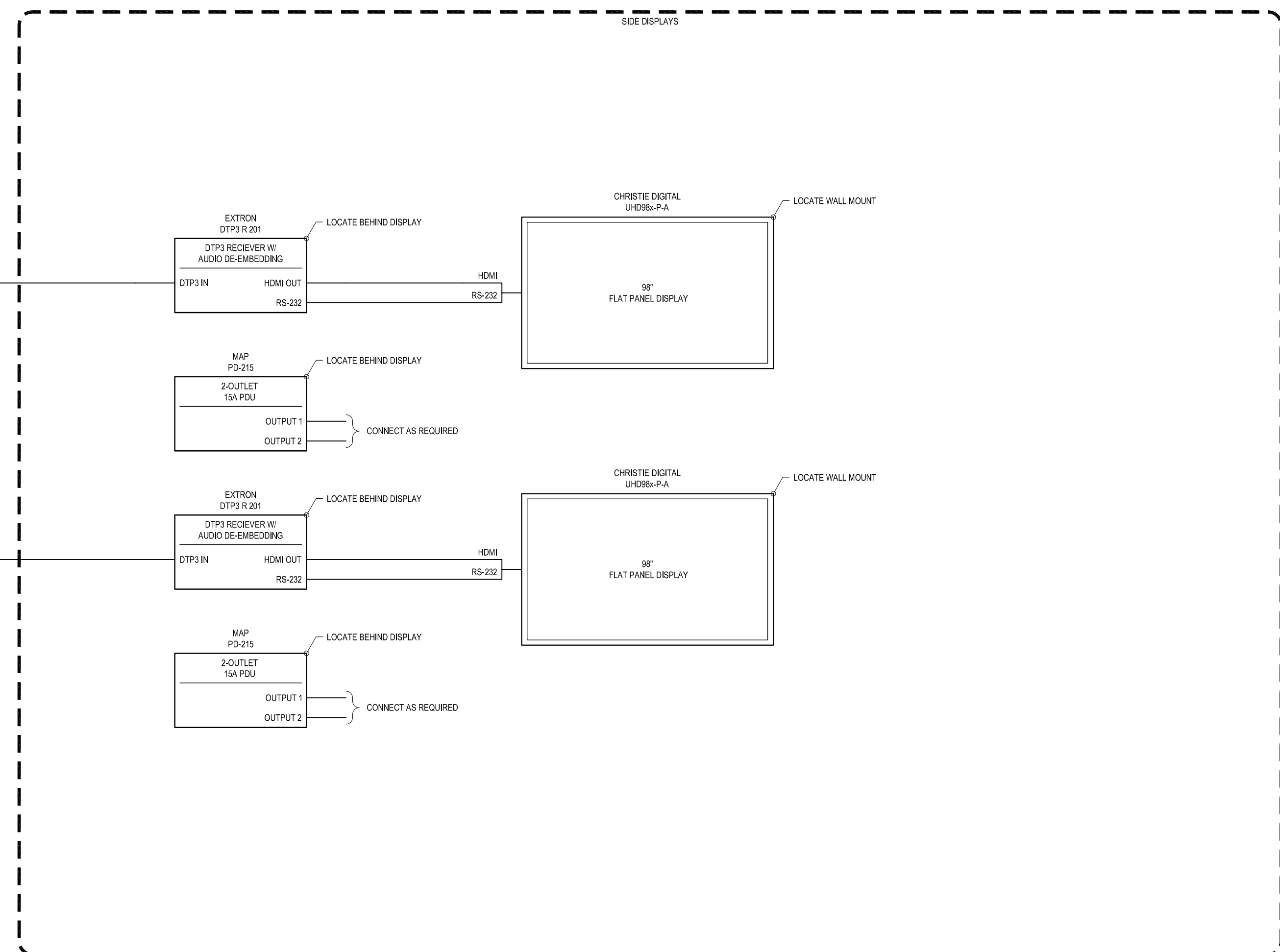

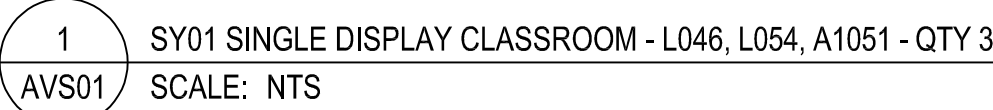
[illegible]

CONTRACTOR RESPONSIBILITY MATRIX		
ITEM / TASK	FURNISH	INSTALL
CONDUIT, WALL BOXES, CEILING BOXES, FLOOR BOXES, AND OTHER CABLE PATHWAYS REQUIRED TO SUPPORT AV SYSTEMS.	OT	OT
PROJECTION SCREENS - CASE	OT	OT
PROJECTION SCREENS - ROLLER/FABRIC	OT	OT
IN-WALL BLOCKING, CEILING SUPPORT STRUCTURE, AND OTHER STRUCTURAL SUPPORT FOR AV EQUIPMENT.	OT	OT
AV EQUIPMENT	AVC	AVC
AV CABLING AND TERMINATIONS	AVC	AVC
AV CONTROL SYSTEM AND DSP SOFTWARE DEVELOPMENT	AVC	AVC
AV EQUIPMENT CONFIGURATION, TESTING, COMMISSIONING, TRAINING, AND PROJECT ACTIVATION	AVC	AVC
TV DISTRIBUTION INTRA-BUILDING CABLING/DISTRIBUTION	OT	OT
STRUCTURED CABLING (FOR BUILDING NETWORK) AND TERMINATIONS	OT	OT
STRUCTURED CABLING (FOR AV NETWORK) AND TERMINATIONS	AVC	AVC
MOUNTS, EQUIPMENT RACKS, AND INSTALLATION MATERIALS	AVC	AVC
LECTERN / AV OPERATOR CONSOLE CONTAINING AV EQUIPMENT	AVC	AVC
CREDENZA / OTHER FURNITURE CONTAINING AV EQUIPMENT	AVC	AVC
SITE MILL-WORK	OT	OT
CABLE MANAGEMENT AND BOXES FOR AV EQUIPT. IN CONFERENCE TABLES/FURNITURE	AVC	AVC
MODIFICATIONS TO CONFERENCE TABLES/FURNITURE FOR AV EQUIPMENT	OT	OT
COMPUTERS AND OTHER OWNER-FURNISHED EQUIPMENT	O	AVC
RESPONSIBLE PARTIES:		
<div> <div>AVC</div> <div>AUDIOVISUAL CONTRACTOR</div> </div> <div> <div>O</div> <div>OWNER</div> </div> <div> <div>C</div> <div>CONSULTANT</div> </div> <div> <div>OT</div> <div>OTHER TRADES</div> </div>		
<b>NOTES:</b> THIS MATRIX IS PROVIDED AS A CONVENIENCE TO THE CONTRACTOR AND TO DRAW PARTICULAR ATTENTION TO ITEMS THAT REQUIRE SPECIFIC COORDINATION FROM MULTIPLE PARTIES. THIS IS NOT AN ALL-INCLUSIVE LIST. CONTRACTOR SHALL REFERENCE THE AUDIOVISUAL SPECIFICATION FOR COMPLETE REQUIREMENTS. IF THERE ARE ANY DISCREPANCIES BETWEEN THIS AND THE SPECIFICATION, THE SPECIFICATION SHALL TAKE PRECEDENCE.		

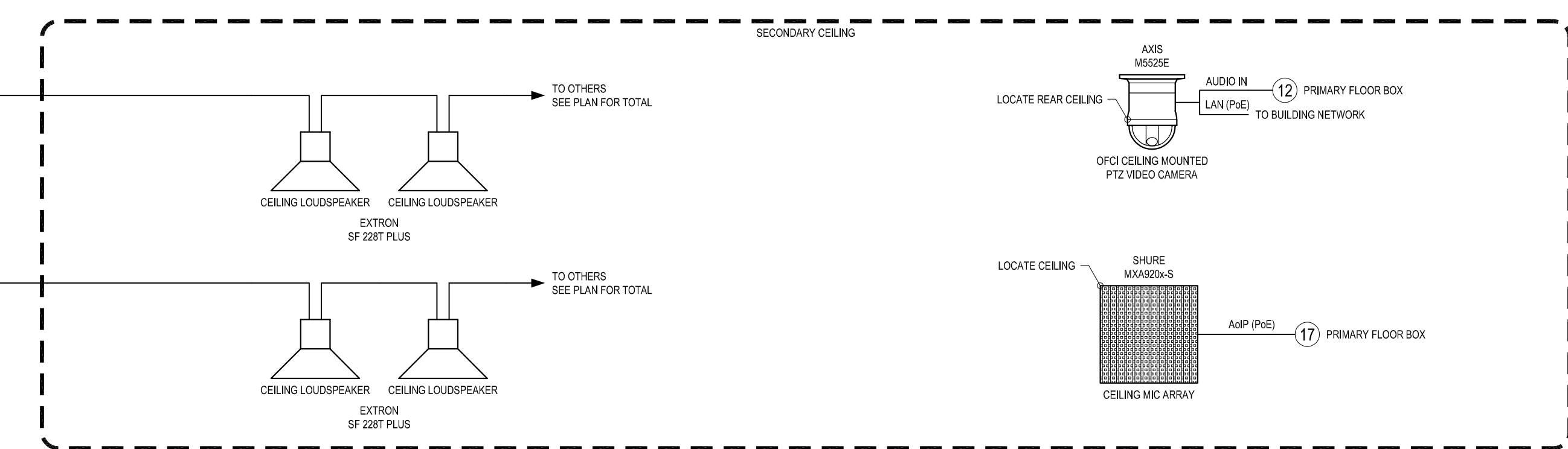
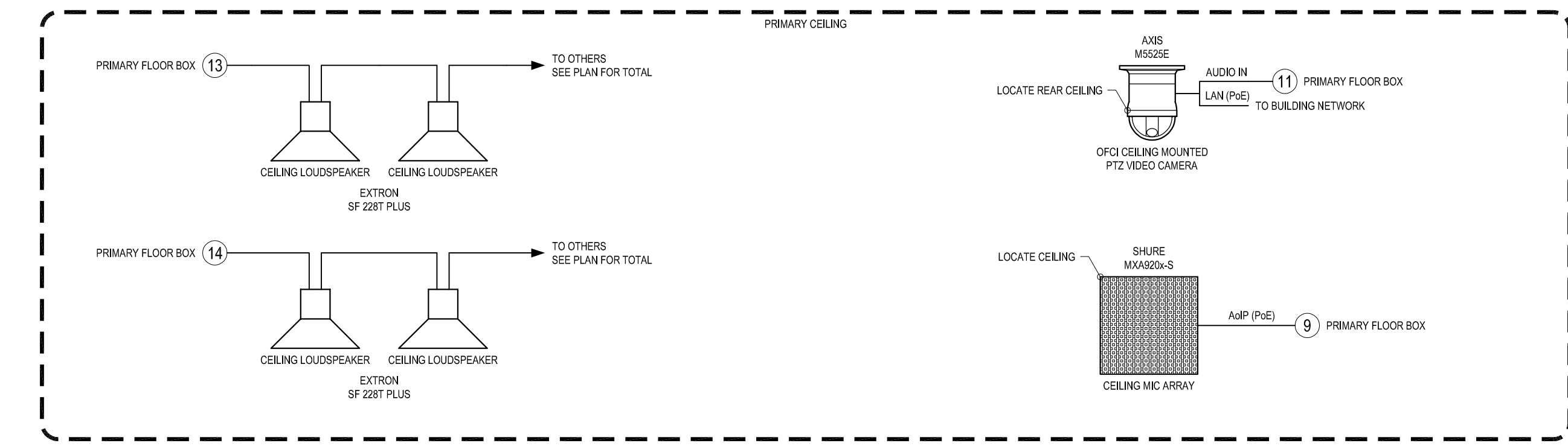
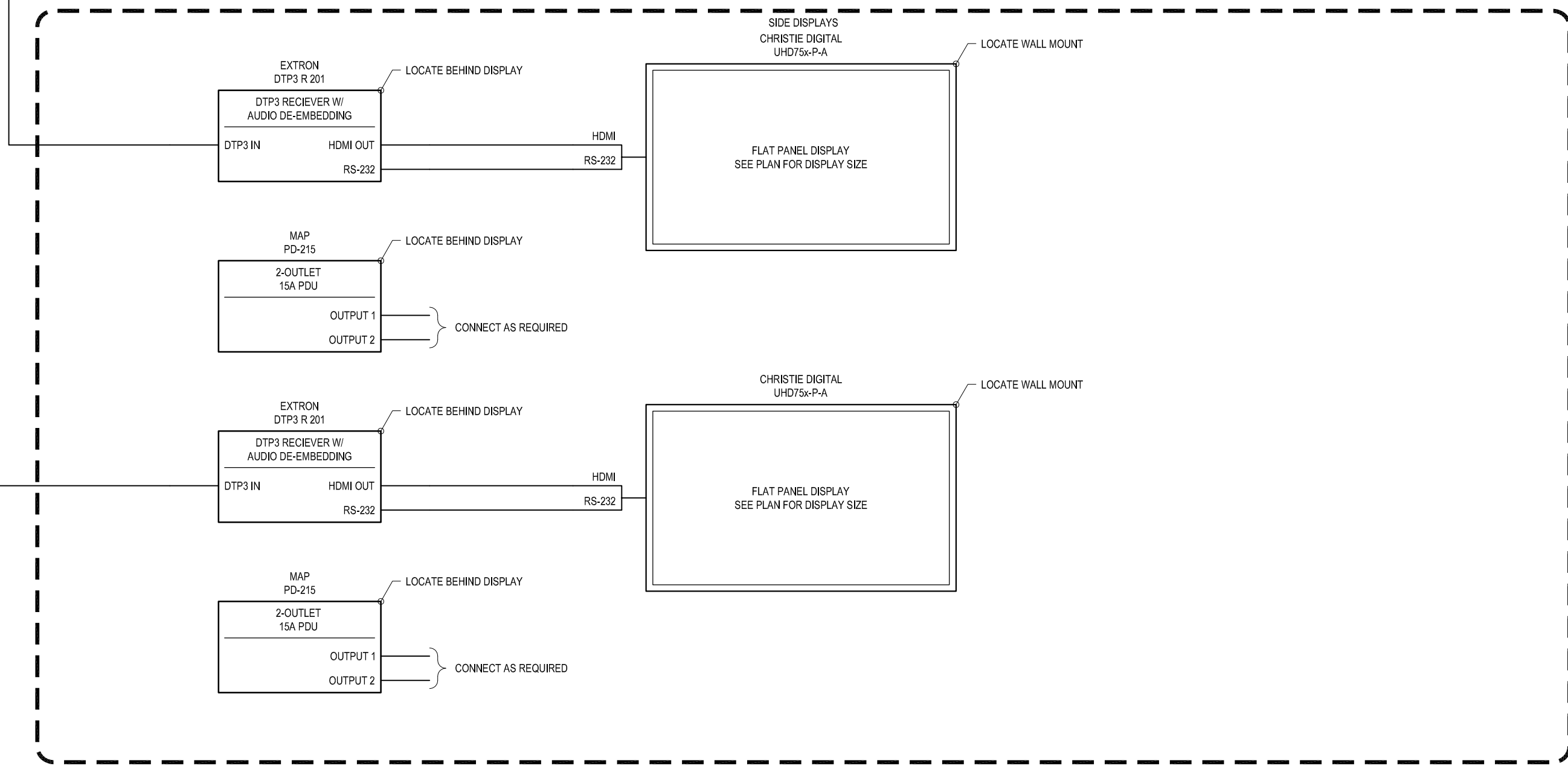
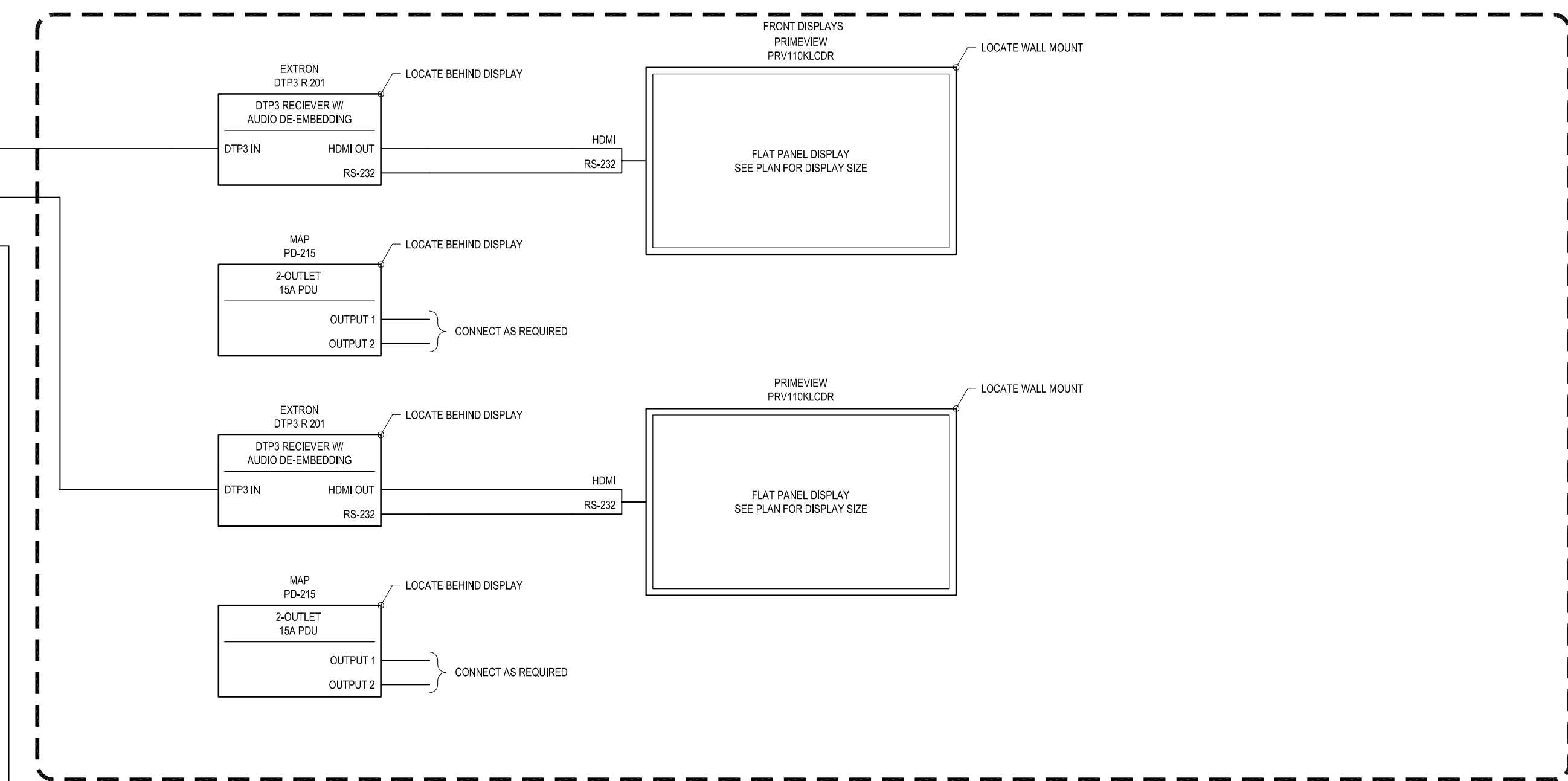
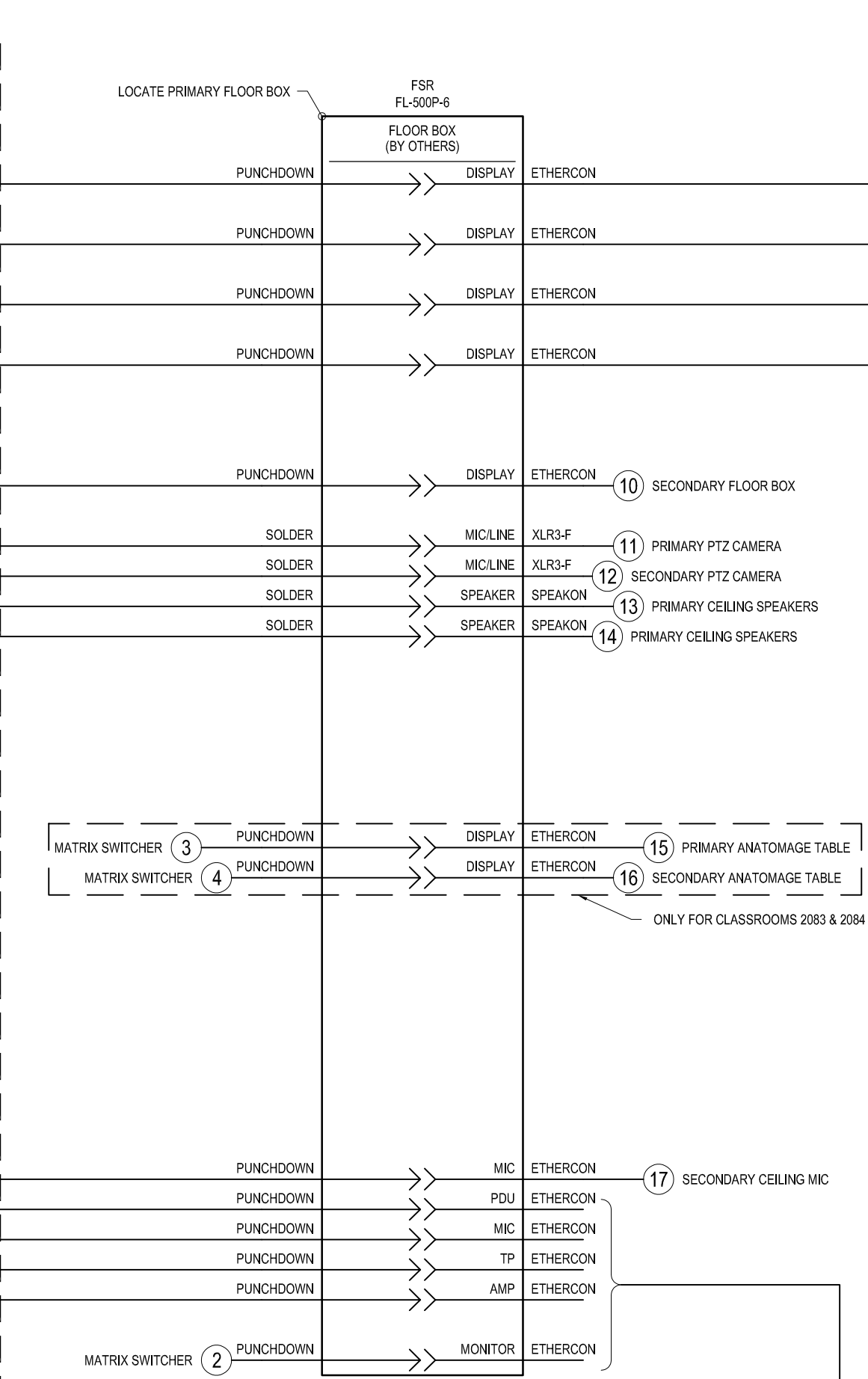
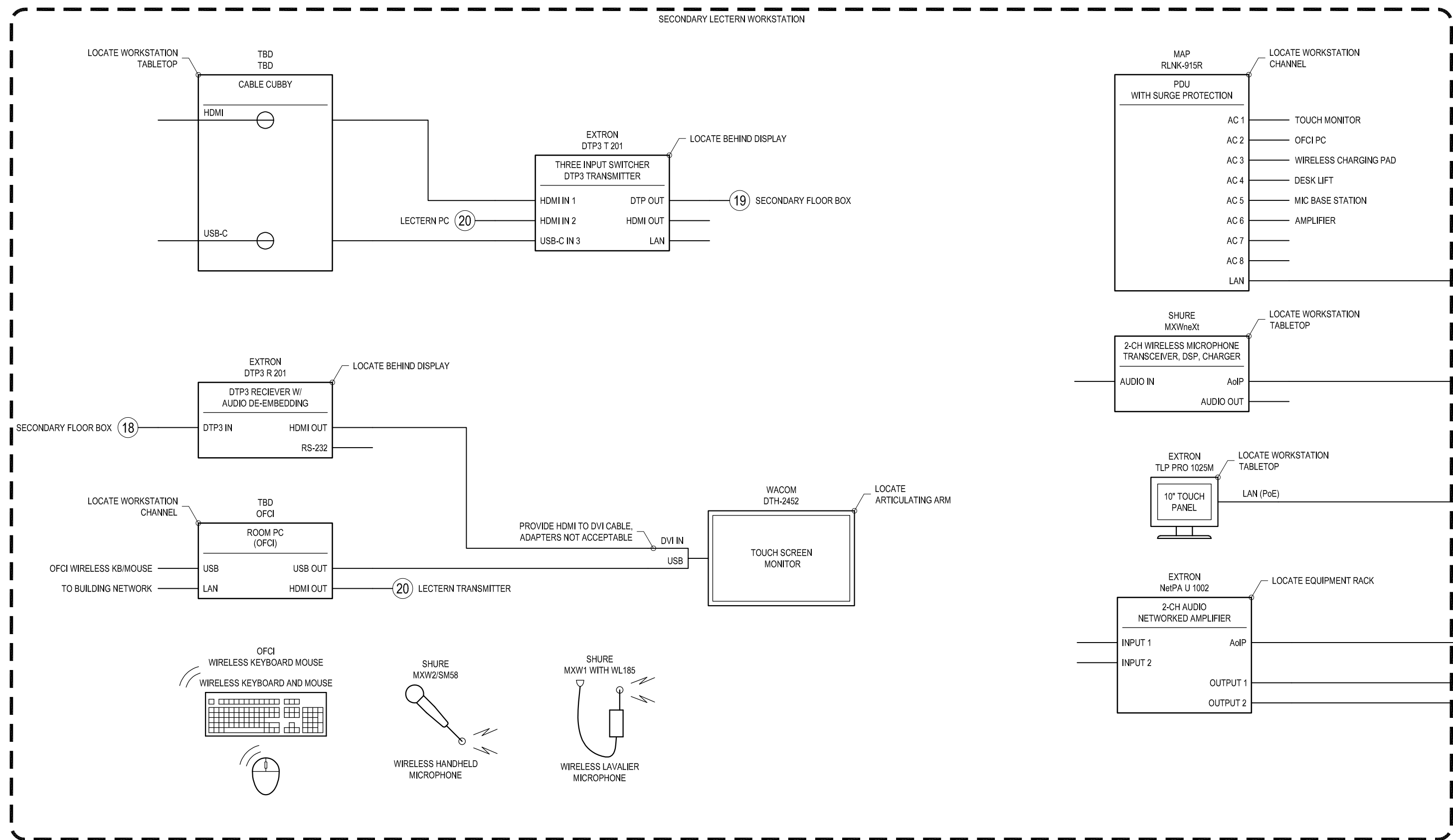
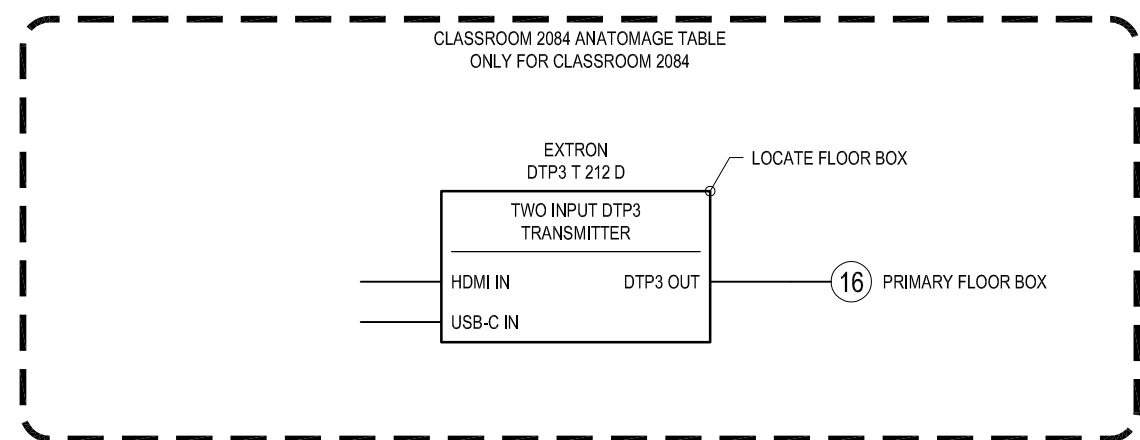
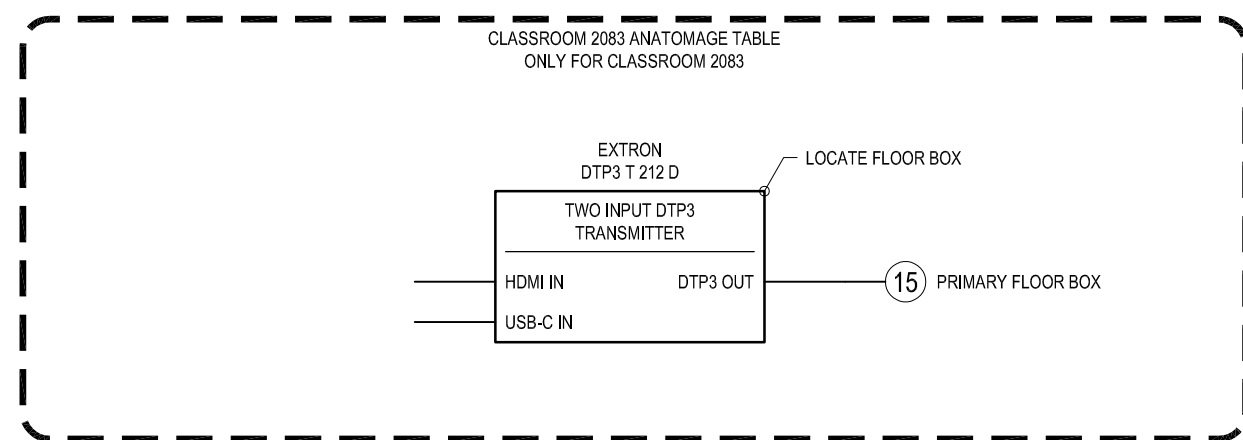
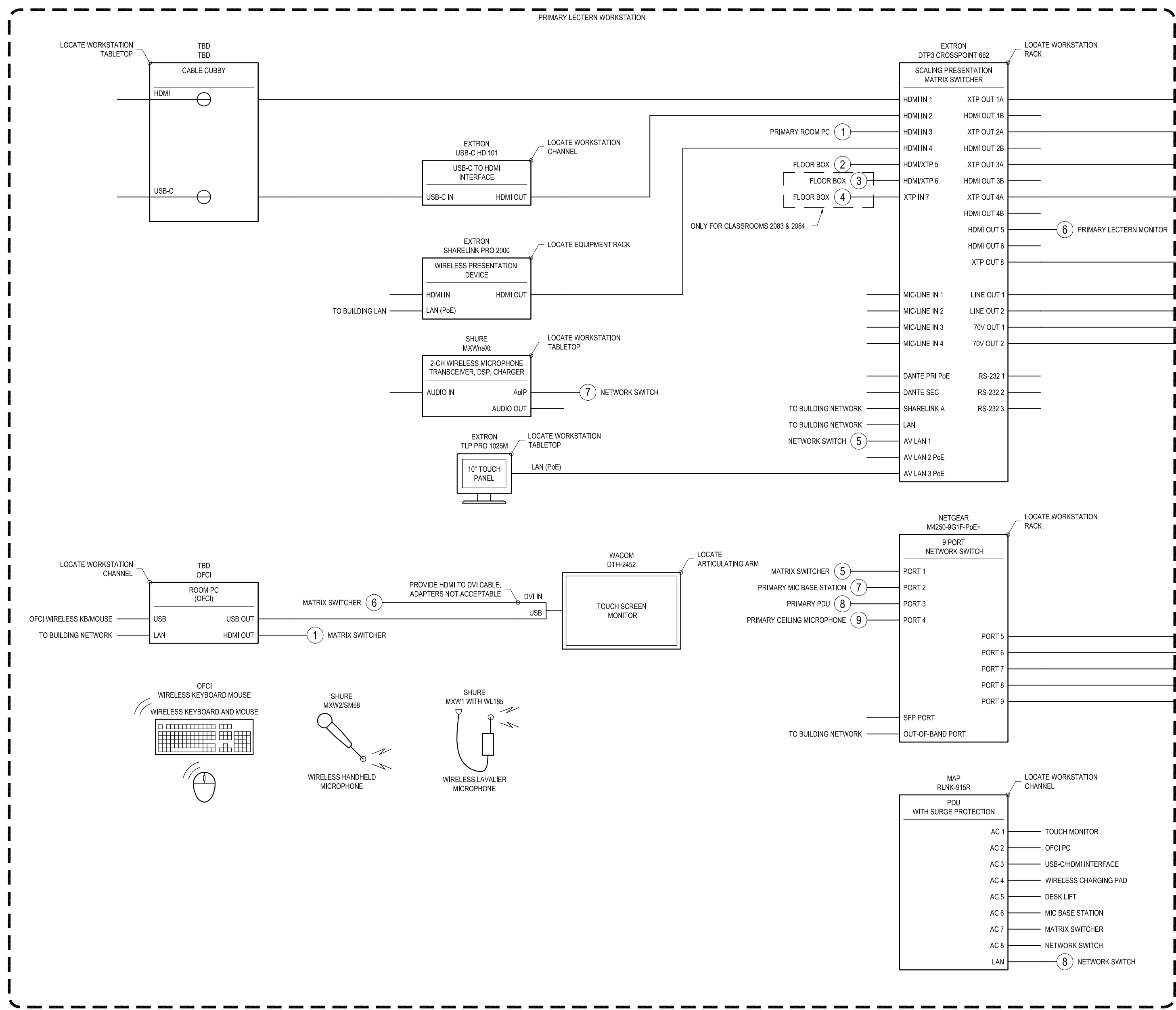
CROSS-REFERENCE LEGEND	
<p>IN DETAIL REFERENCE</p> <p>#</p>	<p>CROSS DETAIL REFERENCE</p> <p>REFERENCE NUMBER →</p> <p>DETAIL / SHEET NUMBER →</p> <p>8 CROSS</p>

# GENERAL NOTES

1. THIS DRAWING PACKAGE IS PART OF THE OVERALL BIDDING DOCUMENTATION WHICH INCLUDES, BUT IS NOT LIMITED TO: THE WRITTEN SPECIFICATION DOCUMENT, ALL DRAWINGS, ADDITIONS AND/OR MODIFICATIONS AS DETAILED IN WRITTEN ADDENDA, ADDITIONS AND/OR MODIFICATIONS AS DETAILED IN DRAWING ADDITIONS OR REISSUES, IN THE EVENT THAT THERE ARE CONFLICTS WITHIN THE BIDDING DOCUMENTATION, THE CONTRACTOR SHALL NOTIFY THE CONSULTANT FOR CLARIFICATION AND CORRECTION.
2. THE PURPOSE OF THESE DRAWINGS IS TO PROVIDE SUFFICIENT DETAIL FOR THE BIDDER TO UNDERSTAND THE FUNCTIONAL REQUIREMENTS OF THE SYSTEMS, THE INSTALLATION AND PERFORMANCE STANDARDS THAT MUST BE MET, AND THE REQUIRED SCOPE OF WORK, IN ORDER TO GENERATE AND SUBMIT A COMPLETE AND ACCURATE BID.
3. THE CONTRACTOR SHALL REVIEW AND VERIFY ALL CONDUIT, BOXES, AND OTHER CABLING PATHWAYS AS INDICATED IN THE INFRASTRUCTURE DRAWINGS AND SPECIFICATIONS AND PROVIDED BY OTHERS. THE REVIEW SHALL INCLUDE THE DRAWINGS AS WELL AS AS-BUILT CONDITIONS ON SITE. THE CONTRACTOR SHALL NOTIFY THE CONSULTANT, GENERAL CONTRACTOR, AND ARCHITECT OF ANY DEFICIENCIES, ISSUES, OR INCORRECT INSTALLATIONS ON SITE THAT MAY IMPACT THE INSTALLATION OF THE AUDIOVISUAL SYSTEMS CABLING OR EQUIPMENT AS SPECIFIED. FAILURE TO PERFORM THIS REVIEW WILL RESULT IN A REVISED CABLING APPROACH TO BE DESIGNED, PROPOSED, AND IMPLEMENTED BY THE CONTRACTOR.
4. THE CONTRACTOR SHALL VERIFY DIMENSIONS OF EQUIPMENT, EQUIPMENT ARRANGEMENTS, SPACE AVAILABILITY (INCLUDING ANY MILLWORK OR CABINETY PROVIDED BY OTHERS) AND PROVIDE SYSTEMS THAT WORK WITHIN THE CONSTRAINTS OF THE SPACE AVAILABLE. THE CONTRACTOR SHALL NOTIFY THE CONSULTANT OF ANY SITUATION WHERE SPACE CONSTRAINTS ARE A PROBLEM. PRIOR TO THE SUBMISSION OF SHOP DRAWINGS OR THE ORDERING OR PURCHASE OF EQUIPMENT, THE CONTRACTOR SHALL BEAR THE EXPENSE OF PROVIDING ALTERNATE EQUIPMENT, WHICH WILL WORK WITHIN THE AVAILABLE SPACE, IF SPACE AVAILABILITY PROBLEMS ARE DISCOVERED AFTER SHOP DRAWINGS ARE SUBMITTED AND APPROVED.
5. REFER TO WRITTEN SPECIFICATION FOR INFORMATION REGARDING REQUIRED SUBMITTALS.
6. THE CONTRACTOR IS RESPONSIBLE FOR VERIFYING THE ACCURACY OF THE SYSTEM DESIGNS DOCUMENTED IN THE DRAWINGS AND SPECIFICATION. ANY ISSUES, DISCREPANCIES, SUBSTITUTIONS, OR EXCEPTIONS TO THE SPECIFICATION BY THE CONTRACTOR SHALL BE COMMUNICATED TO THE CONSULTANT PRIOR TO THE PURCHASE OF ANY EQUIPMENT OR MATERIALS BY WAY OF THE SHOP DRAWINGS SUBMITTAL PROCESS. UPON APPROVAL OF THE CONTRACTOR'S SHOP DRAWING SUBMITTAL BY THE OWNER'S DESIGNATED REPRESENTATIVE, OR IF THE CONTRACTOR FAILS TO SUBMIT SHOP DRAWINGS, THE CONTRACTOR SHALL ASSUME ALL RESPONSIBILITY FOR SUPPLYING SUCH MATERIALS AND FOR SUCH ACTION AS MAY BE REQUIRED TO SATISFY ALL INTENTIONS OF THE SPECIFICATION WITHIN THE PROJECT FOR ADDITIONAL COMPENSATION. THIS SHALL INCLUDE PROVIDING ANY INCIDENTAL EQUIPMENT, INSTALLATION MATERIALS AND LABOR NEEDED IN ORDER TO RESULT IN A COMPLETE AND OPERABLE SYSTEM, EVEN IF SUCH EQUIPMENT, MATERIALS OR LABOR ARE NOT LISTED IN THIS SPECIFICATION. EXCEPTIONS INCLUDE OWNER-REQUESTED CHANGES, UNEXPECTED FIELD ISSUES DUE TO WORK BY OTHER TRADES, OR SCHEDULE CHANGES INITIATED BY OTHERS. BIDDING EQUIPMENT LISTS ARE PROVIDED TO THE CONTRACTOR FOR USE IN PREPARING THEIR BID RESPONSE; THESE LISTS INCLUDE MAJOR SYSTEMS COMPONENTS AND SHALL BE USED AS A GUIDE ONLY. THE CONTRACTOR SHALL BE RESPONSIBLE FOR ANY EQUIPMENT PACKAGE BID RESPONSE WILL TAKE INTO ACCOUNT ALL DRAWINGS, SPECIFICATION, WRITTEN ADDENDA, ANY OR ALL DRAWING ADDITIONS OR REISSUES, AS WELL AS IMPLIED SYSTEM OPERABILITY. THE CONTRACTOR SHALL INCLUDE ANY INCIDENTAL EQUIPMENT NEEDED IN ORDER TO RESULT IN A COMPLETE AND OPERABLE SYSTEM WITHIN THEIR BID RESPONSE.
7. THE CONTRACTOR SHALL BE RESPONSIBLE FOR PROVIDING ALL MATERIALS INCLUDING, BUT NOT LIMITED TO: INSTALLED CABLE, LOOSE CABLE, TERMINATIONS, SIGNAL EXTENDERS, CABLE MANAGEMENT, VOICE/DATA/VIDEO PATCH CORDS, ADAPTERS, I/O PANELS, DEVICE MOUNTS FOR FLAT PANELS, PROJECTORS, SPEAKERS, CAMERAS, ETC.), CABLE DRESSING, LACING BARS, COPPER BUS BARS, LABELS, CABLE SHELVS, RACK MOUNTS, POWER SUPPLIES AND ADAPTERS, POE INJECTORS, POWER STRIPS/DISTRIBUTION AND OTHER MATERIALS AS NEEDED TO INSTALL THE SYSTEMS DEFINED HEREIN.
8. ITEMS SHOWN AS "OFC" (OWNER FURNISHED CONTRACTOR INSTALLED) WILL BE FURNISHED BY THE OWNER FOR INSTALLATION BY THE CONTRACTOR. CONTRACTOR IS RESPONSIBLE FOR COORDINATING DIRECTLY WITH OWNER.
9. THE CONTRACTOR SHALL ENSURE THAT ALL EQUIPMENT MOUNTING STYLES AND LOCATIONS COMPLY WITH THE CURRENT ADA STANDARDS FOR ACCESSIBLE DESIGN. IF ANY DEVICE OR LOCATION SPECIFIED HEREIN IS FOUND TO BE IN CONFLICT, THE CONTRACTOR SHALL NOTIFY THE CONSULTANT FOR CORRECTION.
10. ALL CABLING INSTALLED BY THE CONTRACTOR TO SUPPORT AV SYSTEMS CONNECTIVITY SHALL MEET THE EQUIPMENT MANUFACTURERS' SPECIFICATIONS FOR CABLE AND CONNECTOR TYPES, INSTALLATION METHODS AND ROUTING, SEPARATION DISTANCE FROM ADJACENT SERVICES, MAXIMUM NUMBER OF DISCONNECT POINTS AND MAXIMUM OVERALL CABLE RUN LENGTHS REQUIRED TO MEET THE DESIGN INTENT AND MANUFACTURERS' PERFORMANCE CRITERIA. THE CABLING SYSTEM SHALL BE TESTED AND VERIFIED.
11. THE CONTRACTOR SHALL PREPARE AND RESOLVE ANY OBSTRUCTION CONFLICTS FOR OPTIMAL PERFORMANCE. THE CONTRACTOR SHALL REFERENCE THE INFRASTRUCTURE DRAWINGS FOR SCREEN SIZES AND FIELD VIEW MEASUREMENTS TO CONFIRM THROW DISTANCES TO DETERMINE THE APPROPRIATE LENS REQUIRED PRIOR TO PROCUREMENT.
12. APPROVED CABLING, CONNECTORS, PLATES, RACK ACCESSORIES, AND POWER DISTRIBUTION ARE DETAILED WITHIN THE WRITTEN SPECIFICATION.
13. CABLES SHALL BE DRESSED IN CONVENIENTLY SIZED BUNDLES AND EITHER LACED OR BANDED. LACING OR BANDING SHALL NOT BE SO TIGHT AS TO DEFORM CABLE BUNDLES. HOOK AND LOOP CABLE TIES SHALL BE UTILIZED. PLASTIC ZIP TIES ARE NOT PERMITTED.
14. ALL CABLING BETWEEN MOBILE EQUIPMENT AND CONNECTION PANELS MUST BE PREFABRICATED, TACTICAL CABLING.
15. REFER TO WRITTEN SPECIFICATION FOR APPROVED WIRE AND DEVICE LABEL INFORMATION.











8600 University Boulevard  
Evansville, Indiana



21 SE Third Street,  
Suite 800  
Evansville, IN 47708  
T: 812.422.4187  
F: 812.421.6776  
www.hafersdesign.com

In association with:



BACON | FARMER | WORKMAN  
ENGINEERING & TESTING, INC.



MORLEY

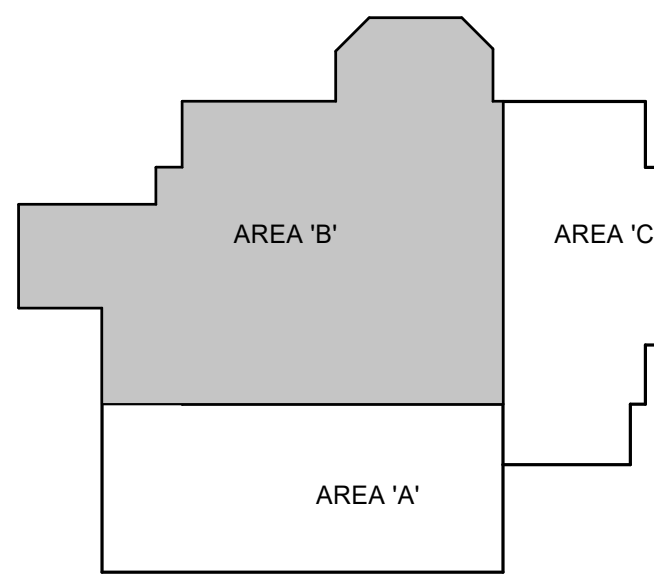
ARCHITECTS | ENGINEERS | SURVEYORS

1501 Reedsdale Street  
Suite 300  
Pittsburgh, PA 15233  
412.323.8580

NIV5

WWW.NIV5.COM/TECH

AV • IT • SECURITY • ACOUSTICS • LIGHTING



KEY PLAN



06/10/2024

Revisions:

#	Description	Date

Designed By: Drawn By: Checked By:

The drawings, specifications and other documents, including those in electronic form prepared by Hafer for this project are instruments of Service, and may be used solely with respect to this project. The documents may not be reproduced or modified by a third party without first obtaining the express written consent of Hafer. Authorized use of electronic media or file does not guarantee that these files contain complete and accurate information. In order to insure the accuracy of the information contained and that no changes or modifications have been made, these files must be compared to the project's contract documents with stamped and sealed certification and applicable approved modifications.

Sheet title:

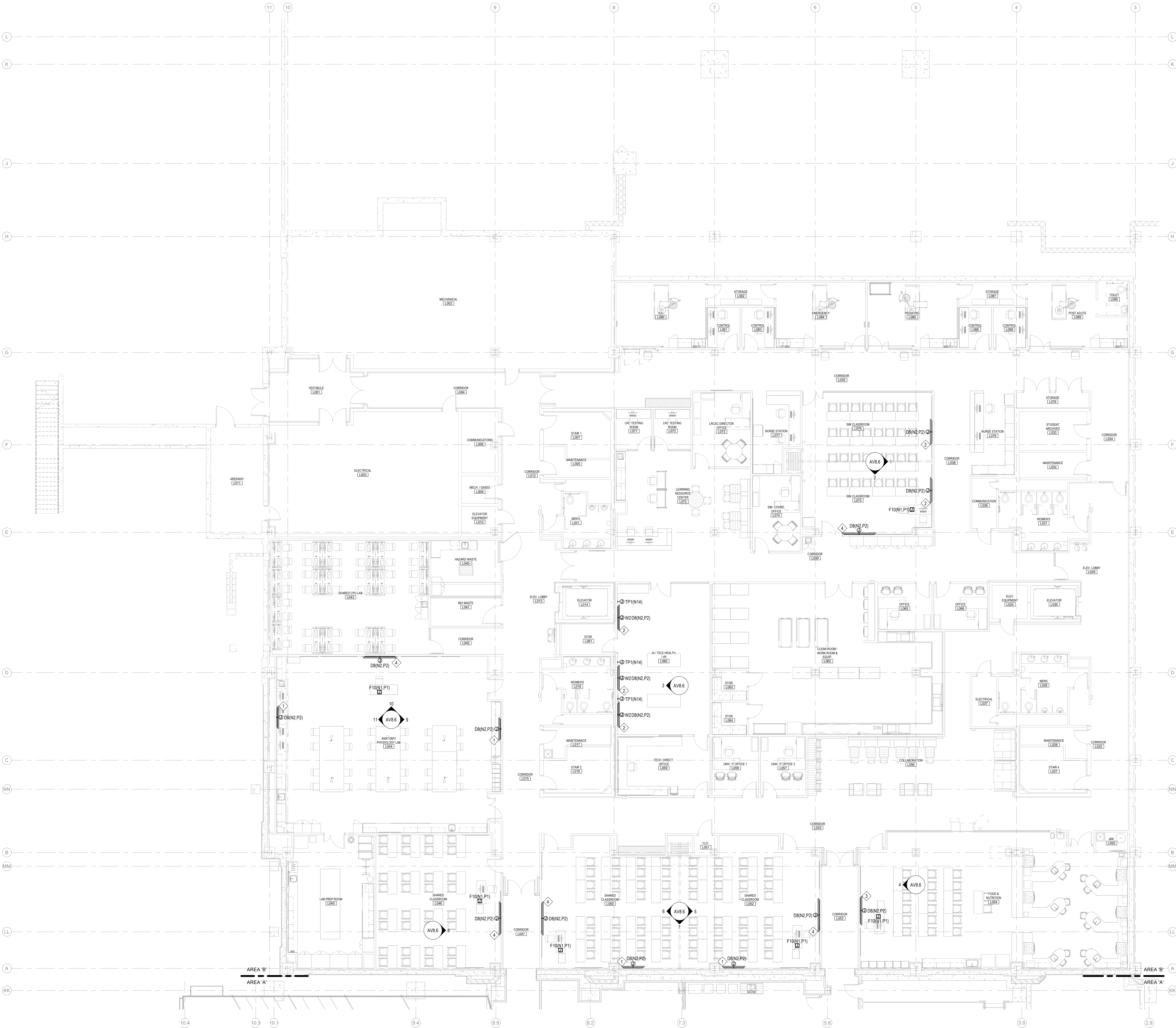
LOWER LEVEL AUDIOVISUAL  
INFRASTRUCTURE PLAN - AREA 'B'


Architect's Project No: Date:

2306-238 June, 2024

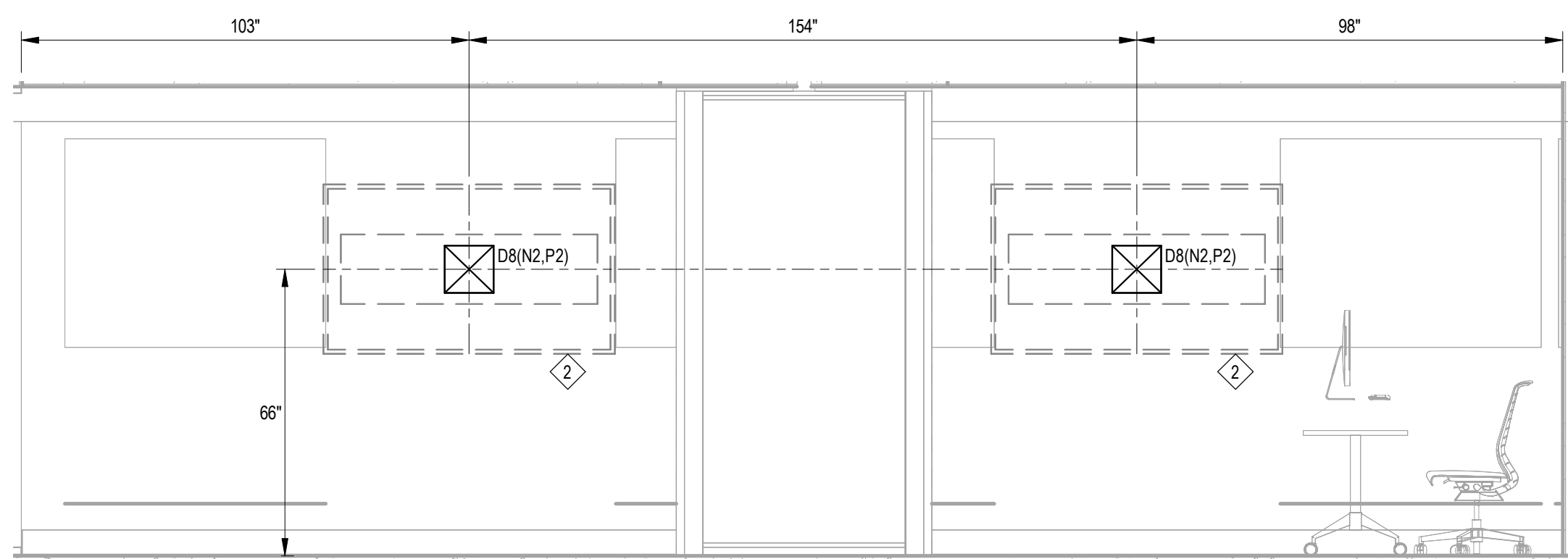
Drawing No:

AV2.0B

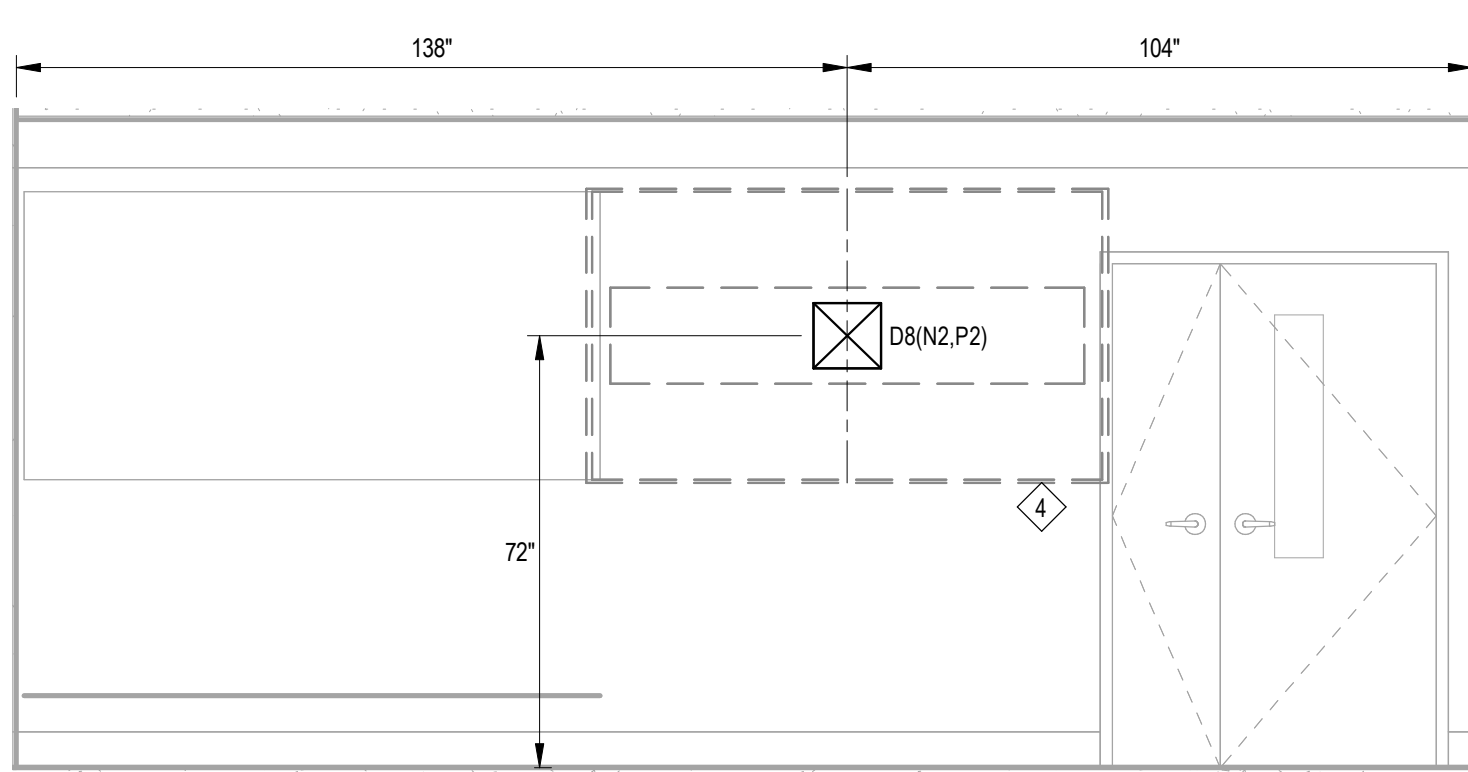




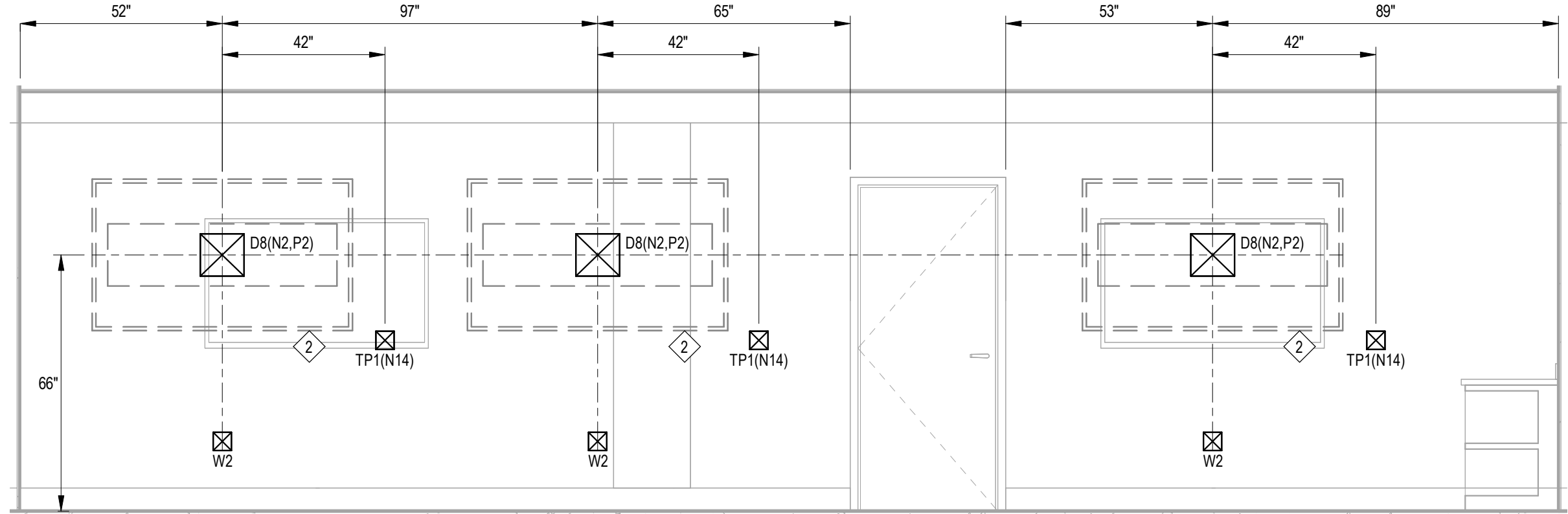
# AV3.0B



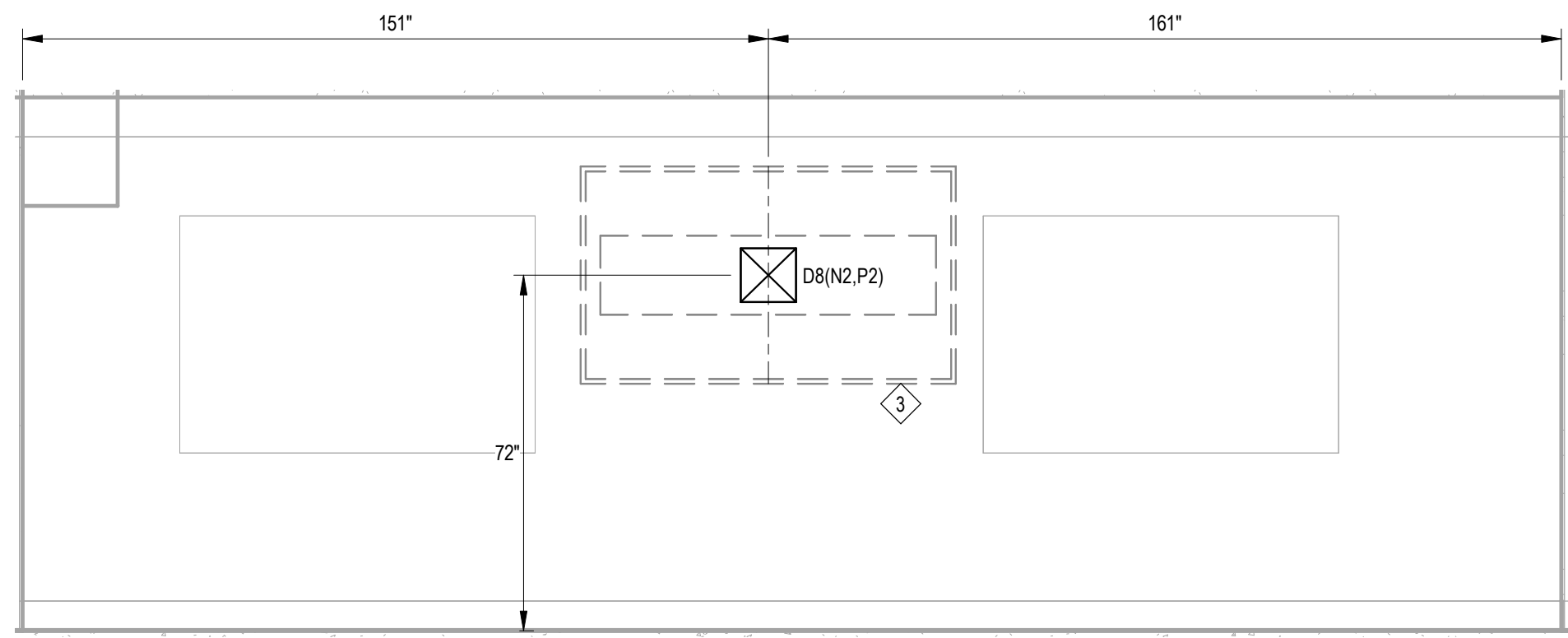
1 SIM CLASSROOM L076/L075 EAST  
AV8.6 3/8" = 1'-0"



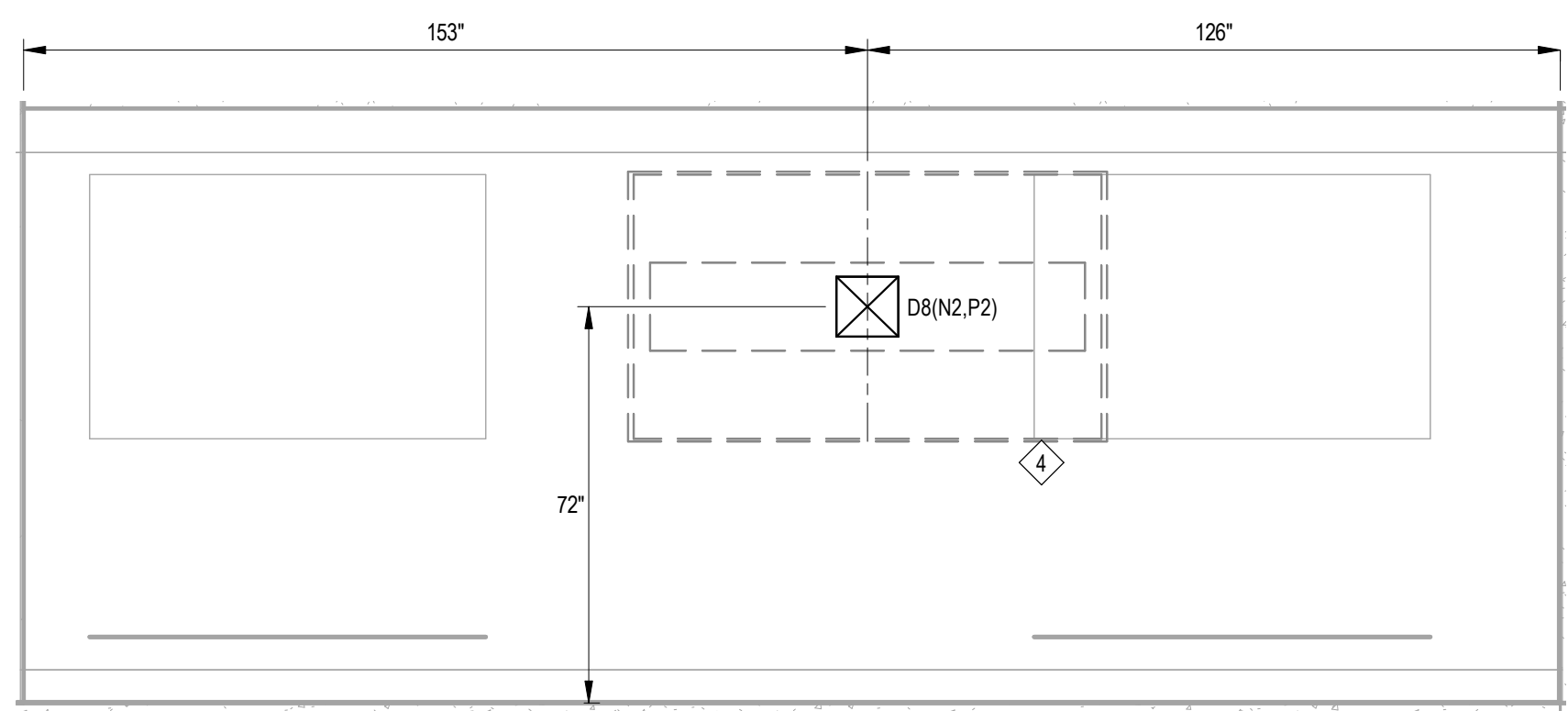
2 SIM CLASSROOM L076/L075 SOUTH  
AV8.6 3/8" = 1'-0"



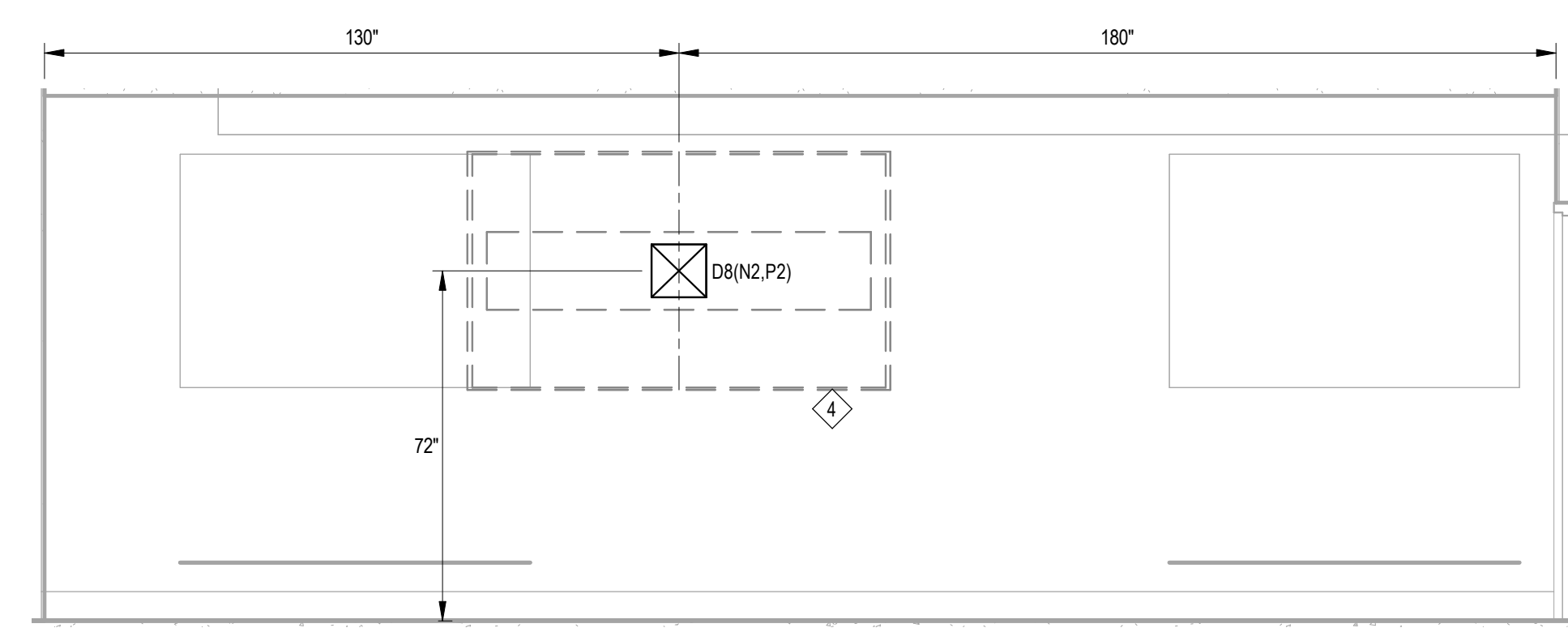
3 AI / TELE-HEALTH / VR L060  
AV8.6 3/8" = 1'-0"




4 FOOD & NUTRITION L054  
AV8.6 3/8" = 1'-0"



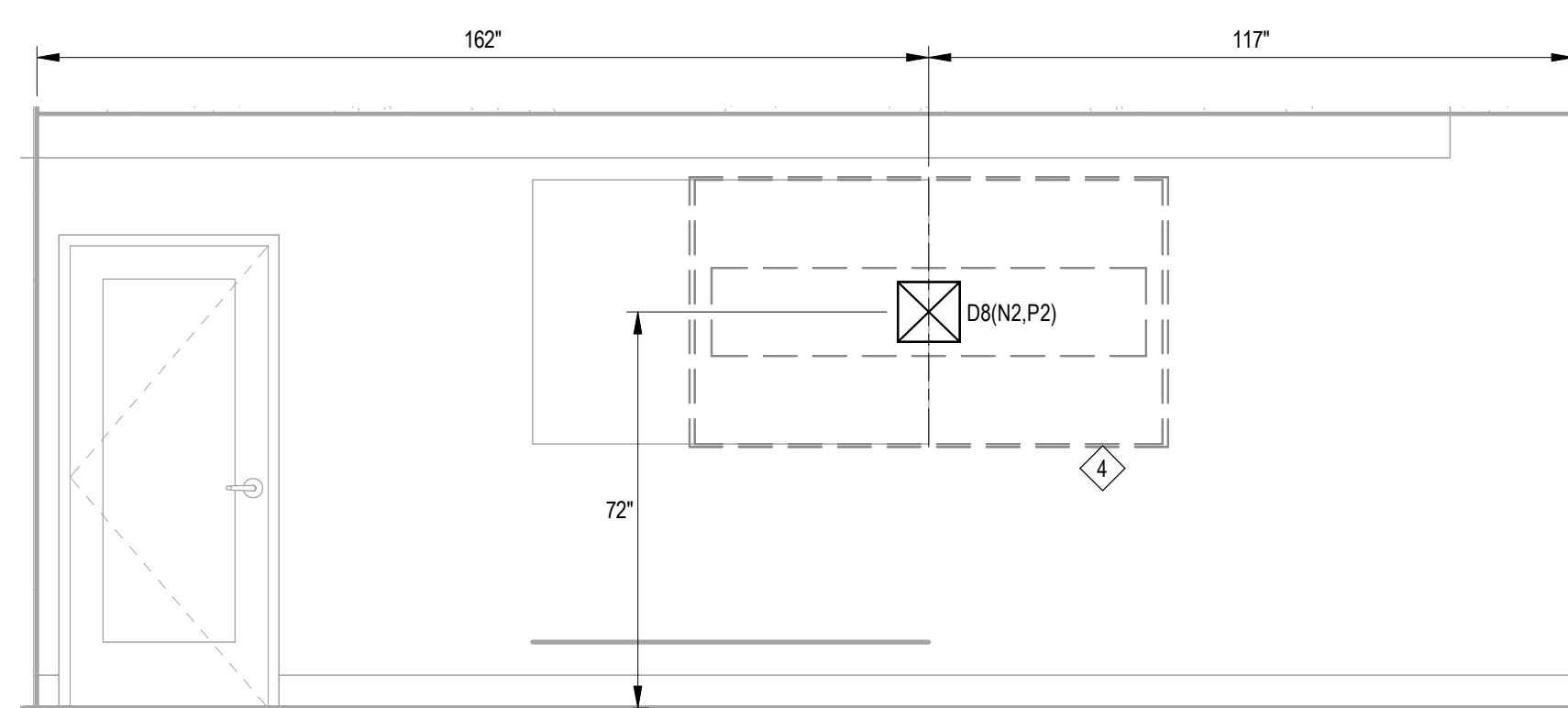
5 SHARED CLASSROOM L050 EAST  
AV8.6 3/8" = 1'-0"



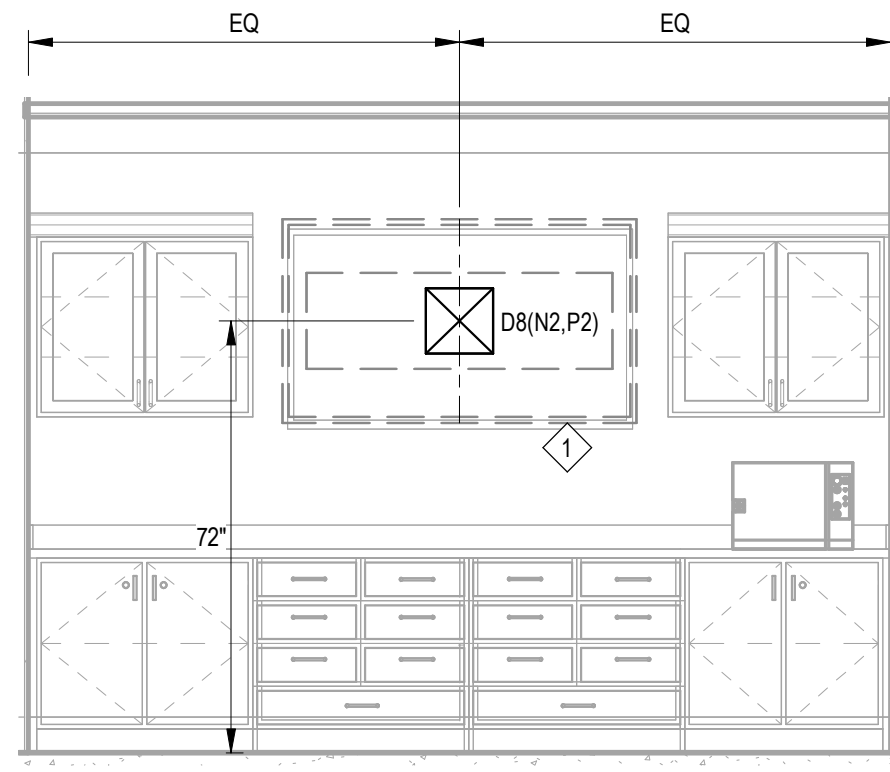
6 SHARED CLASSROOM L050 WEST  
AV8.6 3/8" = 1'-0"



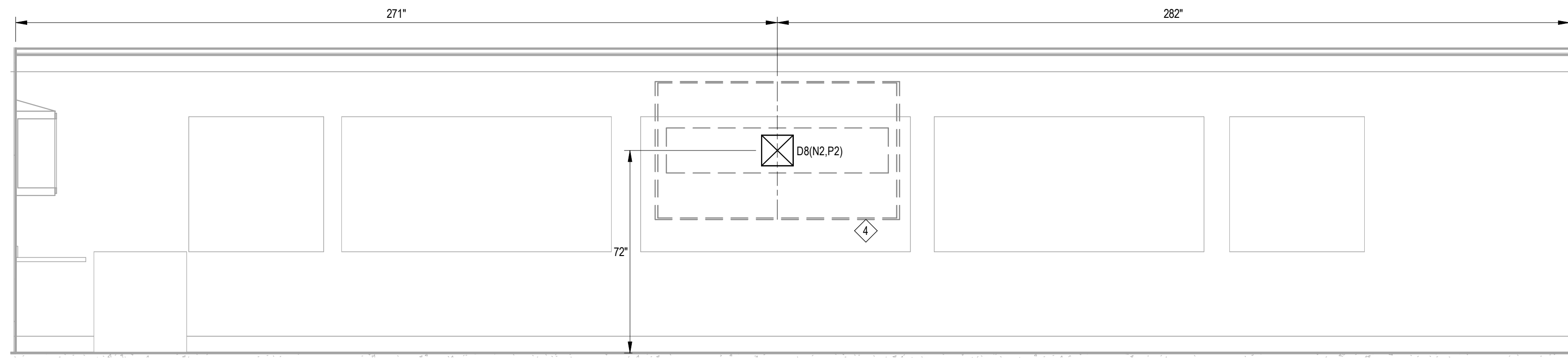
7 SHARED CLASSROOM L050 SOUTH  
AV8.6 3/8" = 1'-0"



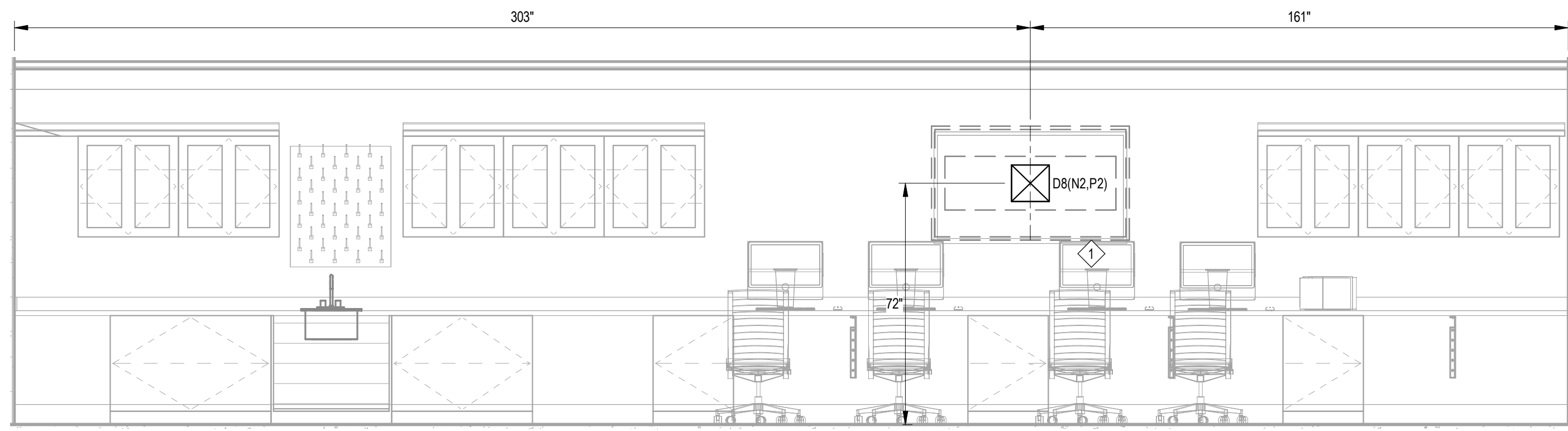
8 SHARED CLASSROOM L046  
AV8.6 3/8" = 1'-0"



9 ANATOMY/PHYSIOLOGY LAB L044 EAST  
AV8.6 3/8" = 1'-0"



10 ANATOMY/PHYSIOLOGY LAB L044 NORTH  
AV8.6 3/8" = 1'-0"



11 ANATOMY/PHYSIOLOGY LAB L044 WEST  
AV8.6 3/8" = 1'-0"



12 DENTAL MATERIALS LAB A1051  
AV8.6 3/8" = 1'-0"

## HEALTH PROFESSIONS CENTER

### RENOVATION AND ADDITION 2024



8600 University Boulevard  
Evansville, Indiana

**HAFER**  
architects • designers • engineers

21 SE Third Street,  
Suite 800  
Evansville, IN 47708  
T: 812.422.4187  
F: 812.421.6776  
www.hafersdesign.com

In association with:



**BACON | FARMER | WORKMAN**  
ENGINEERING & TESTING, INC.



**MORLEY**

ARCHITECTS | ENGINEERS | SURVEYORS

1501 Reedsdale Street  
Suite 300  
Pittsburgh, PA 15233  
412.323.8580

**NIV5**

WWW.NIV5.COM/TECH

AV • IT • SECURITY • ACOUSTICS • LIGHTING



06/10/2024

#### Revisions:

#	Description	Date

Designed By:

Drawn By:

Checked By:

The drawings, specifications and other documents, including those in electronic form prepared by Hafer for this project are instruments of Service, and may be used solely with respect to this project. The documents may not be reproduced or modified by a third party without first obtaining the express written consent of Hafer. Authorized use of electronic media or file does not guarantee that these files contain complete and accurate information. In order to insure the accuracy of the information contained and that no changes or modifications have been made, these files must be compared to the project's contract documents with stamped and sealed certification and applicable approved modifications.

Sheet title:

**AUDIOVISUAL INFRASTRUCTURE  
ELEVATIONS Copy 1**

Architect's Project No:

Date:

2306-238

June, 2024

Drawing No:

**AV8.6**