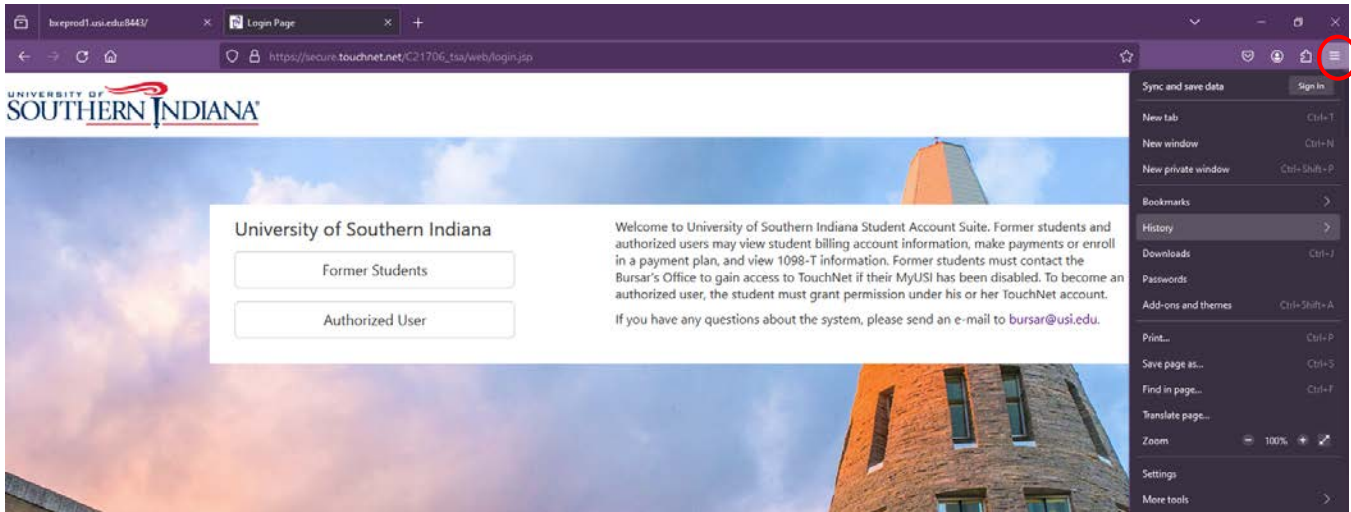


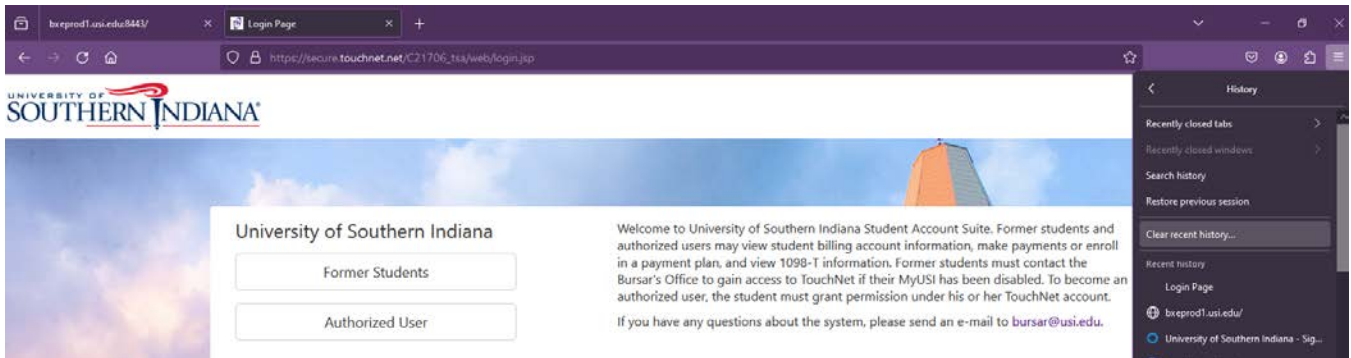
# How to clear your browsing history

## Desktop/Laptop – Firefox

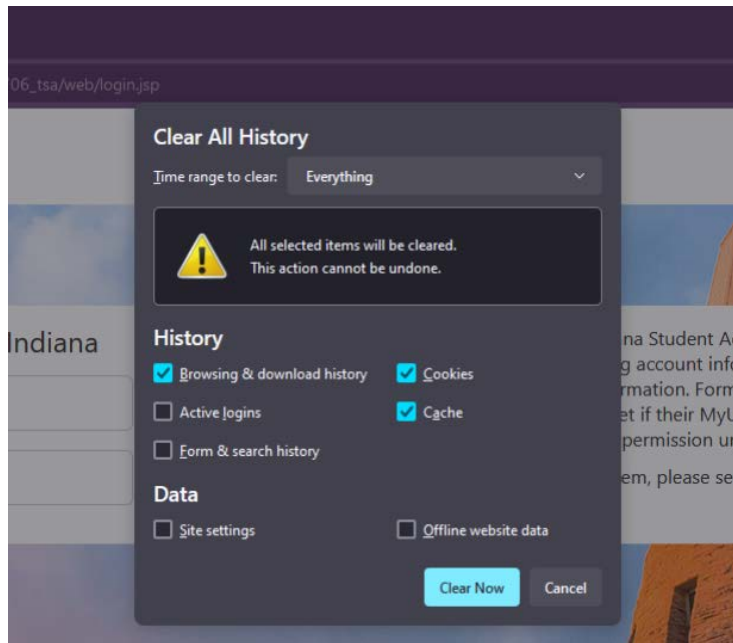
Open Firefox. Click on the three horizontal lines (hamburger) in the upper righthand corner and click on History.



Click Clear recent history.



You will be presented with options to clear your recent history. Time range to clear should say everything. You must select cookies and cache. Click Clear Now.



Navigate back to the TouchNet Authorized User login at [https://secure.touchnet.net/C21706\\_tsa/web/login.jsp](https://secure.touchnet.net/C21706_tsa/web/login.jsp). If you know your password and it is not expired, try entering your password. If not, you may reset your password by clicking on Forgot Password on the TouchNet Authorized User login page. A password reset email will be sent to you immediately. You must use this password reset within 24 hours. Enter the alphanumeric characters in the brackets. Please do not enter the brackets. Once logged in, you will be asked to reset your password.