


UNIVERSITY OF
SOUTHERN INDIANA®

SCREAMING EAGLES ORIENTATION



2025



WELCOME TO



USI[®]



New Student and Transitional Programs

CONTENTS

Orientation: Freshman/Transfer Students	1
Orientation: Upper Level Transfer/Adult Learners	3
Parent and Family Orientation	4
Make a Reservation	5
Accommodations	6
Admitted Student Task List	7
Getting Connected	8

*The University of Southern Indiana is committed to principles
of equal opportunity and affirmative action.*

USI.edu/Orientation

SCREAMING EAGLES ORIENTATION

FRESHMAN AND TRANSFER STUDENTS *with less than 60 credit hours*

► Part A: Advising and Course Registration Appointment

All students will be advised and registered for courses prior to attending Screaming Eagles Orientation. Students will make a reservation for an advising appointment after they reserve their date for orientation. At this appointment, you will develop a schedule for your first semester of classes. This appointment will be about 30 minutes and conducted online via Zoom.

Prepare for this appointment by completing the following:

- ☐ Submit transcripts for all college credit earned.
- ☐ Have information for all college credit currently enrolled, including AP credit, available at appointment.
- ☐ Complete all required placement tests:
[USI.edu/library/rice-library-testing-center/placement-test-information](https://www.usi.edu/library/rice-library-testing-center/placement-test-information)

► Part B: Screaming Eagles Orientation

This one-day event will provide opportunities for you and your guests to:

- Learn information that will be important as you begin your academic career at USI.
- Meet with an advisor to register for courses (if needed) or get questions answered.
- Meet students, faculty and staff that will help USI feel like home.
- Visit campus offices, tour housing and campus facilities, get student ID and visit the Campus Store.

Dates and times for each Orientation session are listed on the following page.

Visit [USI.edu/Orientation](https://www.usi.edu/Orientation) for a complete schedule.

Participating in Screaming Eagles Orientation is a requirement for all new undergraduate students.



2025 DATES AND TIMES

► Freshman and Transfer Students with **less than 12 Credit Hours**

8 a.m. – 4:30 p.m. CST

Lunch will be provided.

Students are limited to 2 guests.

JUNE

Friday 6
Friday 13
Saturday 14
Friday 27
Saturday 28

JULY

Friday 25

AUGUST

Wednesday 13

► Transfer Students with **12-59 Credit Hours**

8 a.m. – 4:30 p.m. CST

Program: 8 a.m. – 1 p.m.

Afternoon will be available for advising, visiting campus offices and other business you may have on campus.

Lunch will be provided.

Students are limited to 2 guests.

MAY

Friday 16

JUNE

Thursday 26

JULY

Thursday 24

AUGUST

Wednesday 13

Student Orientation Leaders (OLs)



Orientation Leaders are highly motivated, involved students who assist new students and their families in making the transition to USI. Reach out to these students with your questions.



TRANSFER STUDENTS *with more than 59 credit hours or* STUDENTS 25 YEARS OF AGE OR OLDER

► Part A: Advising and Course Registration Appointment

Students will make a reservation for an advising appointment after they make a reservation for online orientation or complete online orientation. At the advising appointment, you will develop a schedule for your first semester of classes. This appointment will be about 30 minutes and conducted online via Zoom.

Prepare for this appointment by completing the following:

- ☐ Complete New Student Online Orientation.
- ☐ Submit transcripts for all college credit earned.
- ☐ Have information for all college credit currently enrolled available at appointment.
- ☐ Complete all required placement tests:
[USI.edu/library/rice-library-testing-center/placement-test-information](https://www.usi.edu/library/rice-library-testing-center/placement-test-information)

► Part B: New Student Online Orientation

Online orientation will provide you with information about advising, academic requirements, financial aid and billing, campus services and resources, and answer many other questions you have about attending USI. You will complete this orientation at your own pace. It will take you 2-3 hours to complete. You don't need to do it in one sitting, but you will need to log in with the same information for the system to remember where you left off. **You can access this through your Admitted Student Task List in myUSI beginning March 1, 2025.** We encourage you to complete it prior to your advising and registration appointment.

You may opt to attend an in-person Screaming Eagles Orientation (Transfer students with 12–59 credit hours) instead of the online orientation.

Visit [USI.edu/Orientation](https://www.usi.edu/orientation) for a complete schedule.

Participating in Screaming Eagles Orientation is a requirement for all new undergraduate students.



PARENT AND FAMILY ORIENTATION

As a parent, family member or supporter of a USI student, you play a vital role in your student's transition to college. We encourage you to participate in Parent and Family Orientation. There is no additional fee for guests to participate in orientation. We will provide lunch for up to two guests per student. You will learn about the University and its many resources and become a partner with the University in supporting your student's success in transitioning to college.

► Screaming Eagles Orientation Parent Track

At the on-campus orientation session, there will be specific sessions and workshops geared towards parents, families and supporters of our new students. You will have opportunities to learn more about specific areas of interest and visit campus offices to take care of any business. When students are completing their reservation for orientation, they will be able to sign up guests. *Students are limited to 2 guests.* If the student has already made a reservation for Screaming Eagles Orientation, they can go back into their reservation and make edits.




MAKING A RESERVATION FOR ORIENTATION AND ADVISING

Make a reservation as soon as possible for best selection. As part of the reservation you will select a time for your advising and registration appointment and make reservations for any guest attending with you.

Make your reservations online by following these easy steps:

(You will need to pay the enrollment deposit for this to be available.)

- Go to [my.USI.edu](https://my.usi.edu).
- Log in with your myUSI username and password.
- Click on the Admitted Student Task List icon under “Admitted Student.”
- Select “Screaming Eagles Orientation” on the Task List.
- Fill out the form and make sure you click “Submit.”



Following submission of your reservation, you will get a confirmation sent to your USI email. You access your USI email through myUSI. Make sure to review the confirmation for accuracy and for information about any additional items that need to be completed prior to Orientation. If you need to make changes to your orientation date, or guests, go back to the orientation reservation task on the Admitted Student Task List in myUSI.

Need myUSI Username and Password?



To get your myUSI username and password, use the Activate Account tab at [my.USI.edu](https://my.usi.edu) to create your USI password and get your username. If you need assistance, contact IT Help Desk at 812-465-1080.

► Cost for Students

The cost for you to participate in Orientation is included on your first tuition bill as the matriculation fee. This fee covers the cost of Orientation, Welcome Week and other programs for new students at USI. *This is a one-time, non-refundable fee paid by all new students to the University who register for classes.*

► Disability Resources

If you or your guest require accommodations to participate fully in Orientation, notify the Orientation staff by filling in the appropriate area of the online reservation form or contacting us at least three weeks prior to your session.

Questions?



Contact New Student and Transitional Programs at new.student@usi.edu or call 812-465-7167 or 800-350-7830.

OVERNIGHT ACCOMODATIONS

► Night in the Nest

On-Campus Evening Prior to Session

Experience what living on campus has to offer by participating in the Night in the Nest. Night in the Nest will be filled with engaging activities to meet other new and returning students and experience a little of USI. You will stay overnight in the residence halls. The program portion will be from 6:30–10 p.m. Snacks will be provided as part of the event.

This overnight experience costs \$36.80 (including sales tax and innkeeper's tax) per person. This fee will be posted to your University account. No payment is due at the time of making a reservation. Indicate on your orientation reservation if you plan to participate in Night at the Nest.

Family members are welcome to stay on campus as well for \$36.80 per person. Your student can indicate that on the orientation reservation.

Check-in for Night in the Nest and overnight on-campus housing will be between 6–8 p.m. the evening prior to your confirmed session in one of the residence halls. Location will be shared in confirmation and/or reminder emails. Watch for signs on campus. Check-out is 6:30–8:30 a.m. on orientation day. You may park near the residence hall.

On-campus overnight accommodations are not available for evening prior to the August 13 orientation. However, if you plan to live on campus, you may request an early move-in date of August 12.



► Hotels

If you decide not to stay on campus, but need overnight accommodations, check the orientation website for hotels in the area. Let them know you are visiting the University of Southern Indiana as some provide a discount.

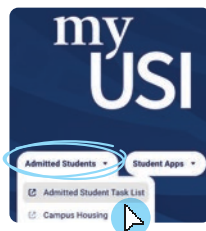


ADMITTED STUDENT TASK LIST

The Admitted Student Task List provides a comprehensive list of tasks a new student needs to complete prior to beginning classes at USI. We have compiled them in one location to help you keep track. Use this task list to track your progress through the steps.

How to access the Task List:

- Go to my.usi.edu.
- Log in with your myUSI username and password.
- Click on the Admitted Student Task List under “Admitted Student.”



Tasks will become available between admission and classes starting based upon when those tasks should be completed. You will see a date next to some tasks which indicates when that task will become available to complete. Other tasks may not be able to be completed unless an earlier task is completed.

Each task list item will provide you instructions on how to complete it. If you need help, click on the question mark. It will provide you contact information for the department on campus that can assist with that specific task. The task list is personalized to you, so other students may have a different list.

There are three ways completed tasks are tracked:

- ⚙️ **Automated Step:** System will check off step when complete. Most of these steps will update automatically within 1-2 hours with a nice big check mark when complete. Others may take 24-48 business hours.
- ➡️ **Manual Step:** After you have completed this step, mark as complete by clicking on the checkbox.
- 📌 **Pending Step:** This step will become available after you have completed all required prerequisite steps.



It may seem that there are a lot of tasks to complete, but it's important that you complete each one!



GETTING CONNECTED

► Newsletters

First Year @ USI Newsletter for Students and Parents and Families

This newsletter will help you make a successful transition to USI. The *First Year @ USI* newsletter will be emailed during your first year at USI. Periodically we will send special editions.

The Source Newsletter

Want to find out about the great events and opportunities on campus throughout the academic year?

Then watch for *The Source*, a weekly newsletter emailed during the academic year. We will automatically sign you up for the newsletter and you can always opt out by following instructions in any of the emails.

► Social Media

Facebook

USI has “Class of” groups for each graduating year. Pick a “Class of” group corresponding to your anticipated graduation year and begin connecting with other USI students. Information for new students to USI will be posted in the “Class of 2029” group. Orientation leaders will answer any questions you post as you make the transition to USI.

Instagram

Follow @USIClassof2029 and @NSTP_USI on Instagram to learn more about campus, upcoming events and important dates. Throughout the summer, current students will share their experience and tips about starting at USI.

There are many great USI-themed stickers for your Instagram stories; be sure to check them out!

► Welcome Week

August 13–20, 2025

Welcome Week marks the beginning of your college experience at the University of Southern Indiana. It is a week full of activities and events to help students meet other new students, get adjusted to new surroundings and get off to a good start in your academic career. All students are expected to attend the Eagle Experience activities and encouraged to attend all other Welcome Week activities.

