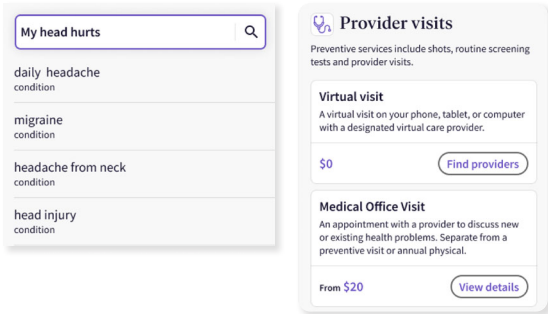




# Information at your fingertips.

Use the Surest app to **quickly and easily** find care and benefits information.



Illustrative examples only. Costs and coverage may vary.




## Know before you go when you search.

Search for care by symptom or condition to find in-network providers, locations, and copays.

### How you search matters.

You can search by provider name, specialty type, or location to see in-network options but, to get to a specific copay, you need to search by symptom or condition first.



Illustrative examples only. Costs and coverage may vary.

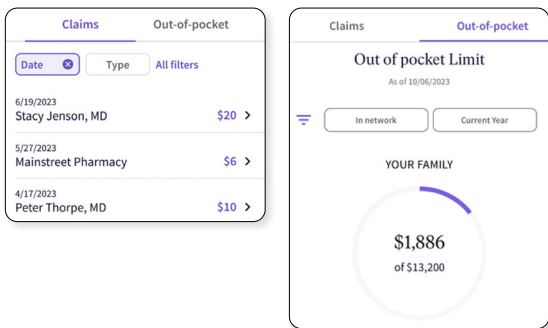


## Access your digital member ID card.

From your account home page, click “Show Insurance Card” to see your ID card.

### Not all in-network providers may be familiar with Surest.

If you experience this, open the Surest app and click “Show Insurance Card”, select “Provider Guide to Surest”, and share the details with office staff.

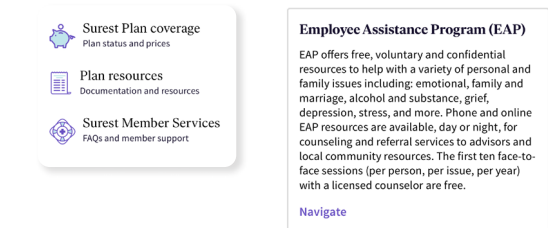


Illustrative examples only. Costs and coverage may vary.



## View claims.

From the main menu, click on the claims icon to see a list of your claims. You can also filter them by date and type (medical or pharmacy).



## Find forms and resources.

From your account home page, click the “Surest Plan” icon at the bottom of the screen and then “Plan Resources” to access important forms (e.g., authorized representative) and resources available to you through your plan (e.g., Employee Assistance Program).

## Get in touch.

If you have questions about your coverage or how to find care and resources, contact Surest Member Services via chat, email, or phone at 866-683-6440, Monday – Friday from 6 am – 9 pm CT.

