



2008-09 USI Women's Basketball Game Notes

◆ May 18, 2009 ◆

Media Contacts: Ray Simmons, Sports Information Director (Office) 812/465-1622; (Home) 812/402-643
Dan McDonnell, Asst. Sports Information Director (Office) 812/465-1121; (Home) 812/303-6287

Upcoming Games

End of Season

*Denotes GLVC contest; ^Denotes Regular-season finale; All Times are Central.

USI Schedule & Results On the Air

November

Sat. 1:	@ Indiana (Exhib.)	L 49-93
St. Edwards Shootout Austin, TX		
Sat. 15:	vs. Abilene Christian	L 53-80
Sun. 16:	vs. SE Oklahoma State	W 83-76
Sat. 22:	EDINBORO	W 88-80
Mon. 24:	MID-CONTINENT	W 79-55
Indianapolis Classic Indianapolis, IN		
Fri. 28:	vs. Hillsdale	L 55-70
Sat. 29:	vs. Grace	W 87-62

Radio: WSWI AM 820; WSPR 90.7 FM.

Internet: www.820theedge.com.

TV: n/a

On the Web

USI Athletic web site: www.usi.edu/sports

Women's Basketball: www.usi.edu/sports/wbasket/wbasket.asp

Live stats for home games: www.usi.edu/sports/wbblive/xlive.htm

December

Thu. 4:	@ Lewis	L 61-69*
Sat. 6:	@ UW-Parkside	L 67-75*
Sat. 20:	ILLINOIS-SPRINGFIELD	W 62-55
Mon. 22:	TRUMAN STATE	W 67-50
Mon. 29:	WAYNE STATE (MI)	W 80-75

Head Coach Rick Stein (10th Year)

USI/career record: 167-122 (.578)

GLVC record: 96-98 (.495)

Home record: 101-47 (.682)

Road record: 45-59 (.433)

Neutral record: 21-16 (.568)

Midwest Region record: 127-109 (.538)

January

Fri. 2:	SAINT JOSEPH'S	W 78-56*
Sun. 4:	INDIANAPOLIS	L 68-93*
Thu. 8:	NORTHERN KENTUCKY	L 48-62*
Sat. 10:	@ Bellarmine	L 58-77*
Thu. 15:	KENTUCKY WESLEYAN	W 65-61*
Thu. 22:	MISSOURI-ST. LOUIS	W 92-73*
Sat. 24:	ROCKHURST	L 67-77*
Thu. 29:	@ Drury	ppd.*
Sat. 31:	@ Missouri S&T	W 79-75*

USI in 2008-09

Overall record: 14-13 (.519)

GLVC record: 6-11 (.353)

Division Record: 4-6 (.400)

Home record: 10-5 (.667)

Road record: 2-6 (.250)

Neutral site record: 2-2 (.500)

Midwest Region record: 9-12 (.429)

February

Thu. 5:	QUINCY	L 61-71*
Sat. 7:	DRURY	W 90-86 (2ot)*^
Wed. 11:	LAKE ERIE	W 94-75
Sat. 14:	@ Quincy	L 63-79*
Thu. 19:	@ Missouri-St. Louis	W 83-74 (ot)*
Sat. 21:	MISSOURI S&T	L 82-85*!
Wed. 25:	@ Drury	L 69-75*
Sat. 28:	@ Rockhurst	L 59-70*

USI's last time out

Rockhurst 70

Pts: A. From, 16.

Rbs: J. Cook, 11.

Asts: J. Cook, 3.

Southern Indiana 59

Pts: B. Neuman, 16.

Rbs: A. Williams, 11.

Asts: L. Meneghetti, 2; R. Soaper, 2.

Notable: A. Williams, 10 pts.

Recap

USI struggled to get into any type of rhythm as it shot 26.5 percent from the field in the first half and 34.2 percent from the field in the second half. The Hawks held a 46-43 advantage on the boards and a 25-14 edge in bench scoring as they denied the Eagles' a trip to the GLVC Tournament.

GLVC Tournament March 5-8

Sites to be determined

Midwest Region Tournament March 13-16

Site to be determined

NCAA II Elite Eight March 24-27

Greehey Arena
San Antonio, Texas

USI vs. Opponents

n/a

*GLVC contest; ^Homecoming;!Senior Day.
All times are Central.

2008-09 University of Southern Indiana Screaming Eagles

PLAYER	2008-09 Statistics			2008-09 Season Highs	USI Career Highs
	Pt.#	Reb.#	Ast.#		
 <p>#1 Rinesha Soaper Pronunciation: Rye-KNEE-shuh 5'4"...Freshman...Guard Hometown: Henderson, KY H.S.: Henderson County</p>	9.1	1.8	1.2	Pts: 26-Wayne State, 12/29 Reb: 4-Three times, last on 2/28 Ast: 4-Four times, last on 2/25 Stl: 5-Three times, last on 1/15 Double-figure scoring: 11 20-point outings: 1	First Year at USI
 <p>#4 Cootie Leeberg Pronunciation: Coo-tee 5'7"...Freshman...Guard Hometown: Lombard, IL H.S.: Montini Catholic</p>	1.2	0.8	0.9	Pts: 8-Bellarmine, 1/10 Reb: 4-Abilene Christian, 11/15 Ast: 4-Grace, 11/29 Stl: 2-Indianapolis, 1/4	First Year at USI
 <p>#13 Abby Williams Pronunciation: as sounds 6'0"...Junior... Guard/Forward Hometown: St. Joseph, IL H.S.: St. Joseph-Ogden Last School: Kankakee C.C.</p>	8.3	6.0	1.2	Pts: 18-Lake Erie, 2/11 Reb: 11-Three times, last 2/28 Ast: 5-Edinboro, 11/22 Stl: 3-Five times, last on 2/28 Double-figure scoring: 11 Double-figure rebounding: 5 Double-Doubles: 4	First Year at USI
 <p>#21 Ninette Evans Pronunciation: Neh-NET 6'2"...Senior... Forward/Center Hometown: Memphis, TN H.S.: Trezevant Last School: North Shoals C.C.</p>	6.5	5.3	0.4	Pts: 16-Lewis, 12/4 Reb: 12-Ill.-Springfield, 12/20 Ast: 2-Twice, last on 2/14 Stl: 2-Three times, last on 2/11 Double-figure scoring: 8 Double-figure rebounding: 2 Double-doubles: 1	Pts: 16-Lewis, 12/4/08 Reb: 14-Lewis, 1/12/08 Ast: 2-Three times, last on 2/14/09 Stl: 3-Quincy, 1/24/08 Double-figure scoring: 11 Double-figure rebounding: 3 Double-doubles: 2
 <p>#22 Amie Newhart Pronunciation: as sounds 5'6"...Sophomore...Guard Hometown: Mulberry, IN H.S.: Clinton Prairie</p>	11.8	2.6	3.0*	Pts: 21-Missouri S&T, 2/21 Reb: 7-Hillsdale, 11/28 Ast: 8-Lake Erie, 2/11 Stl: 4-Lewis, 12/4 Double-figure scoring: 19 20-point outings: 1	Pts: 21-Missouri S&T, 2/21/09 Reb: 7-Twice, last on 11/28/08 Ast: 8-Lake Erie, 2/11/09 Stl: 5-UW-Parkside, 1/10/08 Double-figure scoring: 32 20-point outings: 1
 <p>#23 Taylor Miller Pronunciation: as sounds 5'10"...Freshman... Forward Hometown: Anderson, IN H.S.: Anderson</p>	3.1	1.9	0.9	Pts: 9-Hillsdale, 11/28 Reb: 4-Abilene Christian, 11/15 Ast: 2-Three times, last 12/22 Stl: 2-Twice, last on 12/20	First Year at USI
 <p>#24 Lauren Meneghetti Pronunciation: MEN-eh-get-EE 5'10"...Sophomore... Guard Hometown: Munster, IN H.S.: Munster</p>	9.1	3.3	2.6	Pts: 26-SE Oklahoma St., 11/16 Reb: 8-Ill.-Springfield, 12/20 Ast: 8-Drury, 2/7 Stl: 4-Lewis, 12/4 Double-figure scoring: 11 20-point outings: 1	Pts: 26-SE Oklahoma St., 11/16/08 Reb: 8-Ill.-Springfield, 12/20/08 Ast: 5-Drury, 2/7/09 Stl: 4-Twice, last on 12/4/08 Double-figure scoring: 12 20-point outings: 1
 <p>#25 Lauren Luce Pronunciation: as sounds 5'8"...Freshman... Guard Hometown: Vincennes, IN H.S.: South Knox</p>	0.0	0.0	0.0	Pts: n/a Reb: n/a Ast: n/a Stl: n/a	First Year at USI





***Team Leader; All averages listed are from last season at USI or at player's previous school for 1st year players.**

Continued on next page...

PLAYER	2008-09 Statistics			2008-09 Season Highs	USI Career Highs
	Pt.#	Reb.#	Ast.#		
 #30 Ellen Young Pronunciation: as sounds 5'5"...Sophomore... Guard Hometown: Salem, IL H.S.: Salem Community Last School: SIU Carbondale	13.1*	4.2	2.1	Pts: 22-Drury, 2/7 Reb: 12-Truman State, 12/22 Ast: 6-Missouri S&T, 2/21 Stl: 5-Grace, 11/29 Double-figure scoring: 18 20-point outings: 4 Double-figure rebounding: 2 Double-Doubles: 2	First Year at USI
 #40 Courtney Perry Pronunciation: as sounds 6'0"...Sophomore...F/C Hometown: Crown Point, IN H.S.: Crown Point	0.9	1.2	0.1	Pts: 6-Grace, 11/29 Reb: 4-Saint Joseph's, 1/2 Ast: 1-Three times, last on 2/11 Stl: 1-Four times, last on 2/11	Pts: 6-Grace, 11/29/08 Reb: 6-Twice (last on 12/15/07) Ast: 2-Twice (last on 2/7/08) Stl: 1-Seven times (last 2/11/09)
 #43 Leigha Thompson Pronunciation: Leah 6'2"...Freshman...F/C Hometown: Teutopolis, IL H.S.: Teutopolis (2007)	2.0	1.0	0.0	Pts: 2-Lake Erie, 2/11 Reb: 1-Lake Erie, 2/11 Ast: n/a Stl: n/a	First Year at USI
 #44 Brittany Neuman Pronunciation: New-men 6'2"...Senior...Forward/Center Hometown: Huntingburg, IN H.S.: Southridge	10.6	8.5*	0.7	Pts: 27-Rockhurst, 1/24 Reb: 18-Mo.-St. Louis, 2/19 Ast: 2-Five times, last on 2/25 Stl: 3-Three times, last on 2/19 Double-figure scoring: 14 20-point outings: 3 Double-figure rebounding: 10 Double-Doubles: 7	Pts: 24-Rockhurst, 1/24/09 Reb: 18-Mo.-St. Louis, 2/19/09 Ast: 4-Rockhurst, 1/4/06 Stl: 3-Three times, last on 2/19/09 Double-figure scoring: 18 20-point outings: 3 Double-figure rebounding: 14 Double-Doubles: 10

*Team Leader.

2008-09 Women's Basketball Coaching Staff

 Rick Stein Head Coach (10 th season) Pronunciation: Styne	 Randa Gatling Assistant Coach (10 th season) Pronunciation: Ran-da	 Michelle Irwin Assistant Coach (3 rd season) Pronunciation: as sounds
 Jessica Grimaldo Student Assistant Coach (1 st season) Pronunciation: Gri-MALL-doe	 Kelci Prewitt Manager (1 st season) Pronunciation: as sounds	

Starters in last game:	PPG	RPG	APG	Last Game
#13 Abby Williams (6'0"...Jr...G/F...St. Joseph, IL)	8.3	6.0	1.2	10 pts, 11 rbs
#22 Amie Newhart (5'6"...So...G...Mulberry, IN)	11.8	2.6	3.0*	10 pts, 3 rbs, 2 stls
#24 Lauren Meneghetti (5'10"...So...G...Munster, IN)	9.1	3.3	2.6	2 pts, 5 rbs, 2 asts
#30 Ellen Young (5'5"...So...G...Salem, IL)	13.1*	4.2	2.1	7 pts, 1 rb, 1 ast
#44 Brittany Neuman (6'2"...Sr...F/C...Huntingburg, IN)	10.6	8.5*	0.7	16 pts, 8 rbs, 2 stls

*Team Leader; Last game was at Rockhurst (February 28, 2009).

GLVC Standings (FINAL)

East						
School	GLVC	Pct.	Div	Overall	Pct	Streak
Northern Kentucky*	16-2	.889	11-1	29-3	.906	L1
UW-Parkside*	14-4	.778	9-3	18-10	.643	L2
Lewis*	11-7	.611	8-4	16-13	.552	L1
Indianapolis*	11-7	.611	7-5	24-10	.706	L1
Bellarmino*	8-10	.444	4-8	16-12	.571	L2
Kentucky Wesleyan	5-13	.278	3-9	10-17	.370	W1
Saint Joseph's	0-18	.000	0-12	0-27	.000	L27

West						
School	GLVC	Pct.	Div	Overall	Pct	Streak
Quincy*	16-1	.941	9-1	27-5	.844	L1
Drury*	13-4	.765	8-2	19-10	.655	L3
Missouri S&T*	7-10	.412	5-5	16-13	.552	L1
Southern Indiana	6-11	.353	4-6	14-13	.519	L3
Rockhurst	4-13	.235	2-8	11-18	.379	W2
Missouri-St. Louis	3-14	.176	2-8	7-21	.250	L3

* Clinched GLVC Tournament Berth

Latest Results

February 28, 2009

at Indianapolis 77, UW-Parkside 70*
 at Kentucky Wesleyan 59, St. Joseph's 45*
 at Northern Kentucky 77, Lewis 56*
at Rockhurst 70, Southern Indiana 59*
 at Quincy 87, Drury 72*
 at Missouri S&T 80, Missouri-St. Louis 59*

GLVC Tournament (March 6-8)

-at Quincy, IL

March 6, 2009

#1E Northern Kentucky 80, #4W Bellarmino 69
 #3E Lewis 73, #2W Drury 61
 at #1W Quincy 65, #4E Indianapolis 62
 #3W Missouri S&T 74, #2E UW-Parkside 56

March 7, 2009

Northern Kentucky 67, Lewis 59 (ot)
 at Quincy 69, Missouri S&T 57

March 8, 2009

Northern Kentucky 77, at Quincy 72

Latest Results

NCAA II Midwest Region Tournament (March 13-16)

-at Highland Heights, KY

March 13, 2009

#3 Quincy 66, #6 Drury 56
 #7 Indianapolis 73, #2 Hillsdale 72
 #4 Michigan Tech 70, #5 Northwood 51
 at #1 Northern Kentucky 66, #8 Grand Valley State 57

March 14, 2009

Indianapolis 74, Quincy 64
 Michigan Tech 76, at Northern Kentucky 53

March 16, 2009

Michigan Tech 69, Indianapolis 52

NCAA II Elite Eight (March 24-27)

-at San Antonio, TX

March 24, 2009

Delta State 55, West Texas A&M 47
 Franklin Pierce 88, California-Pa. 73
 Alaska-Anchorage 66, Clayton State 59
 Minnesota St.-Mankato 61, Michigan Tech 53

March 25, 2009

Franklin Pierce 58, Delta State 39
 Minnesota St.-Mankato 83, Alaska-Anchorage 60

March 27, 2009

Minnesota St.-Mankato 103, Franklin Pierce 94

USI and GLVC opponents in the GLVC Rankings (FINAL)

Category	USI
Scoring Offense:.....	71.8 (6 th)
Scoring Defense:.....	71.7 (10 th)
Scoring Margin:.....	+0.1 (9 th)
FT Percentage:.....	.740 (5 th)
FG Percentage:.....	.404 (11 th)
FG % Defense:.....	.452 (11 th)
3-pt. FG Percentage:.....	.336 (9 th)
3-pt. FG % Defense:.....	.330 (6 th)
Rebounding Off.:.....	38.1 (2 nd)
Rebounding Def.:.....	36.8 (8 th)
Rebounding Margin:.....	+1.3 (7 th)
Blocked Shots:.....	2.3 (8 th)
Assists:.....	12.5 (12 th)
Steals:.....	9.9 (3 rd)
Turnover Margin:.....	+1.5 (5 th)
Assist/TO Ratio:.....	0.67 (11 th)
Off. Rebounds:.....	14.7 (2 nd)
Def. Rebounds:.....	23.3 (9 th)
3-pt. FGs Made:.....	6.2 (7 th)

Regional Rankings

(as of FINAL)

1. Northern Kentucky
2. Hillsdale
3. Quincy
4. Michigan Tech
5. Northwood
6. Drury
7. Indianapolis
8. Wisconsin-Parkside
9. Grand Valley State
10. Ashland

For more on the GLVC, log onto www.glvcsports.com; *USI individuals in the GLVC rankings are in the game notes section.

Records when the Screaming Eagles are:	In 2008-09	Under Stein	In 2007-08	USA Today/ESPN D-II Top 25 Coaches Poll:
Playing at the PAC:.....	10-5	101-47	8-8	FINAL (Poll #15)
Playing on the Road:.....	2-6	45-59	1-8	Rk School (1st votes)
Playing at a Neutral Site:.....	2-2	21-16	1-1	1. Minnesota State-Mankato (27)
Playing at night:.....	10-6	108-77	7-9	2. Franklin Pierce
Playing during the day:.....	4-7	59-45	3-7	3. Alaska-Anchorage
Playing on Monday:.....	3-0	13-2	0-0	4. California-Pennsylvania
Playing Tuesday:.....	0-0	12-1	1-0	5. West Texas A&M
Playing on Wednesday:.....	1-1	7-6	0-1	6. Delta State
Playing on Thursday:.....	3-3	47-41	4-6	7. Seattle Pacific
Playing on Friday:.....	1-1	10-10	0-1	8. Michigan Tech
Playing on Saturday:.....	5-7	64-57	5-8	9. Fort Lewis
Playing on Sundays:.....	1-1	14-5	0-1	10. Northern Kentucky
Leading at the half:.....	13-5	141-32	9-5	11. Clayton State
Trailing at the half:.....	0-8	20-88	1-12	12. Central Oklahoma
Tied at the half:.....	1-0	6-2	0-0	13. Washburn
Playing in overtime:.....	1-0	6-6	0-0	14. Francis Marion
Playing in November:.....	4-2	32-13	3-0	15. Hillsdale
Playing in December:.....	3-2	47-18	2-4	16. California-San Diego
Playing in January:.....	4-4	36-45	2-7	17. Emporia State
Playing in February:.....	3-5	43-38	2-6	18. Quincy
Playing in March:.....	0-0	9-8	1-0	19. Indiana-Pennsylvania
Outshooting opponent:.....	9-0	126-23	10-8	20. Gannon
Being outshot by opponent:.....	5-13	40-99	0-9	21. Tusculum
Tie in shooting percentage:.....	0-0	1-0	0-0	22. Stonehill
Shooting 50 % or better:.....	4-0	49-3	3-0	23. Lenoir-Rhyne
Shooting less than 50 %:.....	10-13	118-119	17-17	24. Indianapolis
Outrebounding opponent:.....	10-5	98-46	9-10	25. Ouachita Baptist
Being outrebounded:.....	2-7	55-70	1-6	
Tied in rebounding:.....	2-1	14-6	0-1	Dropped out:
Opponent has more turnovers:.....	11-5	129-43	4-2	District of Columbia; Saint Mary's; Ft. Valley St.; Rollins; Tampa.
USI has more turnovers:.....	3-6	31-70	5-14	
Teams were tied in turnovers:....	0-2	7-9	1-1	Others Receiving Votes:
USI scores under 70 points:.....	3-12	28-88	4-15	District of Columbia-83; Ft. Valley St.-78;
USI scores 70-79 points:.....	3-0	49-25	3-2	Tampa-64; Saint Mary's-45; Rollins-34;
USI scores 80-89 points:.....	5-1	53-7	1-0	Minnesota St.-Moorhead-24; Holy Family-18;
USI scores 90-99 points:.....	3-0	29-1	2-0	Johnson C. Smith-12; Ark.-Monticello-12;
USI scores 100 or more points:...	0-0	9-1	0-0	Winona St.-12; American Int'l.-11; Northwood-
USI vs. Division II Teams:.....	12-13	148-122	8-17	10; Lander-8; Bentley-6; Clark Atlanta-6;
USI vs. Midwest Region:.....	9-12	127-109	6-16	Valdosta St.-6; Saint Rose-2.
USI vs. NAIA:.....	2-0	18-0	2-0	
USI vs. USCAA:.....	0-0	1-0	0-0	
USI vs. GLVC:.....	6-11	103-103	5-14	
USI vs. non-GLVC:.....	8-2	63-19	5-3	
USI vs. Top 25:.....	0-3	13-29	0-3	

Coach Stein vs. the GLVC			
Opponent	Record (Pct.)	Opponent	Record (Pct.)
Bellarmino.....	4-13 (.235)	Missouri-St. Louis.....	16-4 (.800)
Drury.....	2-6 (.250)	Northern Kentucky.....	6-12 (.333)
Indianapolis.....	5-10 (.333)	Quincy.....	6-15 (.286)
Kentucky Wesleyan.....	13-3 (.800)	Rockhurst.....	6-3 (.667)
Lewis.....	9-11 (.450)	Saint Joseph's.....	12-4 (.750)
Missouri S&T.....	1-7 (.125)	Wisconsin-Parkside.....	12-6 (.667)

Screaming Eagles Game Notes

- **Young earns All-GLVC honors.** Sophomore guard **Ellen Young** was named third-team All-GLVC in a vote by the league's head coaches. Young led the Screaming Eagles and finished 12th in the GLVC with 13.1 points per contest in 2008-09.
- **Neuman was much better against West Division.** Senior forward/center **Brittany Neuman** averaged 15.3 points and 10.4 rebounds per game against the GLVC West Division. She was held to just 5.0 points and 5.9 rebounds against the East Division.

- **Historic rebounding effort.** Senior forward/center **Brittany Neuman's** 18 rebounds against Missouri-St. Louis was the highest rebounding total by a USI player since USI and GLVC Hall of Fame member LeAnn Freeland grabbed 19 boards against Indianapolis February 1, 1996.
- **Neuman records 500th career rebound.** Senior forward/center **Brittany Neuman** recorded her 500th career rebound in USI's loss to Drury Wednesday. She finished her career ranked 11th all-time at USI with 519 rebounds, just 23 shy of the top 10.
- **Williams notches another double-double.** Junior guard/forward **Abby Williams** recorded her third double-double three games when she pulled down 10 points and 11 rebounds in USI's season-ending loss to Rockhurst. She finished the season ranked second on the team with four double-doubles.
- **Stein is USI's all-time winningest coach.** Head Coach **Rick Stein** surpassed former Head Coach Chancellor Dugan for first place on the program's all-time wins list with USI's 80-75 victory over Wayne State (12/29/08). Stein, who has been a part in 326 victories during his stay at USI, has put up 167 victories in his nine-plus years at the helm of the USI women's basketball program. Stein reached his 100th career victory in just 151 games, making him the fastest coach in the program's history to accomplish that feat.
- **Seeing double.** Senior forward/center **Brittany Neuman** (7), sophomore guard **Ellen Young** (2), junior guard/forward **Abby Williams** (4), and senior forward/center **Ninette Evans** (1) combined for 14 double-doubles in 2008-09.
- **USI has had at least five players reach double figures five times in 2008-09.** At least five USI players reached double figures in the scoring column in five games 2008-09. USI had five players reach double digits in its 79-55 victory over Mid-Continent and its 87-62 win over Grace. They had six players reach double figures in their 92-73 win over Missouri-St. Louis and five players reach double digits in their 79-75 win over Missouri S&T. USI also had five players reach double figures in its 94-75 victory over Lake Erie. The Eagles had only one game in 2007-08 in which five of their players recorded 10 or more points.
- **20-point plateau.** Sophomore guard **Lauren Meneghetti** (1), senior forward/center **Brittany Neuman** (3), sophomore guard **Amie Newhart** (1), freshman guard **Rinesha Soaper** (1), and sophomore guard **Ellen Young** (4) have combined for ten 20-point efforts in 2008-09.
- **Eagles ranked in the GLVC (FINAL).** The Eagles had six players ranked in 11 GLVC statistical categories:
Ninette Evans (2 categories) was sixth in offensive rebounds (2.63 orpg) and 12th in blocks (0.70 bpg);
Brittany Neuman (6 categories) led the GLVC in total rebounding (8.5 rpg), was fourth in field goal percentage (.542), was fifth in offensive rebounds (3.41 orpg), was fifth in defensive rebounds (5.07 drpg), was ninth in blocks (0.81 bpg), and was 29th in scoring (10.6 ppg);
Amie Newhart (4 categories) was ninth in three-point field goal percentage (.414), was 12th in free throw percentage (.798), was 15th in assist-to-turnover ratio (1.08), and is 17th in scoring (11.8 ppg);
Rinesha Soaper (1 category) was eighth in steals (1.88 spg);
Abby Williams (1 category) was 17th in total rebounding (6.0 rpg).
Ellen Young (4 categories) was eighth in minutes played (32.48 mppg), was 10th in steals (1.67 spg), was 12th in scoring (13.1 ppg), and was 13th in free throw percentage (.792).
- **Neuman earns GLVC Player of the Week honors.** Senior forward/center **Brittany Neuman** was named the GLVC Player of the Week for her performance against Edinboro. Neuman, who was 9-of-11 from the floor and 6-of-6 from the free throw line, finished the game with a career-high 24 points and 13 rebounds as the Eagles defeated the Fighting Scots, 88-80.
- **Magic Mark: 75 points.** The Eagles have won 83 of their last 94 games when scoring at least 75 points. USI is 183-18 (.911) since 1996-97 when reaching the 75-point plateau.

Southern Indiana at Rockhurst University (February 28, 2009)

Official Basketball Box Score -- Game Totals -- Final Statistics

Southern Indiana vs Rockhurst

02/28/09 1:00 pm at Kansas City, Mo. (Mason-Halpin)

VISITORS: Southern Indiana 14-13, 6-11 GLVC

##	Player Name	TOT-FG			3-PT			REBOUNDS			PF	TP	A	TO	BLK	S	MIN
		FG-FGA	FG-FGA	F'T-F'TA	OF	DE	TOT										
13	Williams, Abby.....	f	4-12	2-4	0-0	3	8	11	4	10	1	0	0	3	28		
44	Neuman, Brittany....	c	6-11	0-0	4-4	2	6	8	4	16	0	2	0	2	36		
22	Newhart, Amie.....	g	3-9	0-3	4-8	1	2	3	5	10	1	2	0	2	34		
24	Meneghetti, Lauren..	g	1-7	0-4	0-0	0	5	5	1	2	2	2	0	2	33		
30	Young, Ellen.....	g	3-12	1-7	0-0	0	1	1	4	7	1	1	0	1	31		
01	Soaper, Rinesha.....		4-10	0-1	4-4	1	3	4	3	12	2	2	0	0	24		
21	Evans, Ninette.....		1-11	0-0	0-1	3	3	6	0	2	0	2	1	0	13		
40	Perry, Courtney.....		0-0	0-0	0-0	0	1	1	0	0	0	0	0	0	1		
TEAM.....						4			4								
Totals.....			22-72	3-19	12-17	14	29	43	21	59	7	11	1	10	200		

TOTAL FG% 1st Half: 9-34 26.5% 2nd Half: 13-38 34.2% Game: 30.6% DEADB
 3-Pt. FG% 1st Half: 1-9 11.1% 2nd Half: 2-10 20.0% Game: 15.8% REBS
 F Throw % 1st Half: 2-2 100 % 2nd Half: 10-15 66.7% Game: 70.6% 3

HOME TEAM: Rockhurst 11-18, 4-13 GLVC

##	Player Name	TOT-FG			3-PT			REBOUNDS			PF	TP	A	TO	BLK	S	MIN		
		FG-FGA	FG-FGA	F'T-F'TA	OF	DE	TOT												
11	Cook, Julie.....	f	2-8	0-2	4-6	0	11	11	3	8	3	3	0	2	34				
14	Hurley, Meghan.....	c	3-8	0-0	1-1	2	3	5	2	7	1	1	2	1	21				
21	Zamora, Valerie.....	g	0-2	0-1	1-2	0	2	2	2	1	1	2	0	1	16				
22	Fromm, Ali.....	g	3-7	2-4	8-8	1	6	7	2	16	1	0	1	0	38				
41	Hake, Amy.....	g	6-17	0-4	1-2	0	4	4	2	13	2	3	1	0	32				
00	Carr, Kate.....		2-6	0-3	5-6	2	1	3	0	9	2	1	2	0	19				
10	Miller, Alyssa.....		0-0	0-0	0-0	0	0	0	0	0	0	0	0	0	0+				
20	Wood, Kaeanna.....		0-0	0-0	0-0	0	0	0	0	0	0	0	0	0	0+				
23	Komonce, Christina..		0-0	0-0	0-0	0	0	0	0	0	0	0	0	0	0+				
25	Crawford, Gloria....		2-4	1-3	1-3	1	1	2	0	6	1	2	0	0	10				
32	Sarcone, Chrissy....		0-0	0-0	0-0	0	0	0	0	0	0	0	0	0	0+				
33	Novicic, Ana.....		2-3	0-0	0-0	0	0	0	0	4	2	1	2	1	13				
34	Hartin, Tori.....		3-5	0-0	0-0	1	3	4	2	6	0	0	0	0	17				
TEAM.....						3			5			8							
Totals.....			23-60	3-17	21-28	10	36	46	13	70	13	13	8	5	200				

TOTAL FG% 1st Half: 11-34 32.4% 2nd Half: 12-26 46.2% Game: 38.3% DEADB
 3-Pt. FG% 1st Half: 2-7 28.6% 2nd Half: 1-10 10.0% Game: 17.6% REBS
 F Throw % 1st Half: 3-3 100 % 2nd Half: 18-25 72.0% Game: 75.0% 5,2

Officials: Doug Knight, Melisa Ulsaker, Mark Wallace
 Technical fouls: Southern Indiana-None. Rockhurst-None.
 Attendance: 470

Score by Periods	1st	2nd	Total
Southern Indiana.....	21	38	- 59
Rockhurst.....	27	43	- 70

Final regular season home game - Senior Day.

Points in the paint-USI 12,RU 12. Points off turnovers-USI 11,RU 9.
 2nd chance points-USI 6,RU 5. Fast break points-USI 0,RU 6.
 Bench points-USI 14,RU 25. Score tied-2 times. Lead changed-9 times.
 Last FG-USI 2nd-00:07, RU 2nd-01:39.
 Largest lead-USI by 3 1st-16:28, RU by 17 2nd-14:01.

Screaming Eagles' 2008-09 Statistics (FINAL)

RECORD:	OVERALL	HOME	AWAY	NEUTRAL
ALL GAMES.....	(14-13)	(10-5)	(2-6)	(2-2)
CONFERENCE.....	(6-11)	(4-5)	(2-6)	(0-0)
NON-CONFERENCE.....	(8-2)	(6-0)	(0-0)	(2-2)

##	Player	GP-GS	Min--Avg	---TOTAL---		---3-PTS---		---REBOUNDS---								PF	FO	A	TO	Blk	Stl	Pts	Avg
				FG-FGA	Pct	3FG-FGA	Pct	FT-FTA	Pct	Off	Def	Tot	Avg										
30	Young, Ellen.....	27-27	877 32.5	129-321	.402	40-109	.367	57-72	.792	44	70	114	4.2	54	0	56	66	1	45	355	13.1		
	Conference-Only..	17-17	569 33.5	83-206	.403	30-75	.400	30-39	.769	21	46	67	3.9	36	0	33	39	1	22	226	13.3		
22	Newhart, Amie.....	27-27	855 31.7	102-261	.391	36-87	.414	79-99	.798	15	55	70	2.6	45	1	81	75	3	39	319	11.8		
	Conference-Only..	17-17	559 32.9	69-181	.381	24-61	.393	52-67	.776	9	30	39	2.3	30	1	48	43	3	29	214	12.6		
44	Neuman, Brittany...	27-24	676 25.0	103-190	.542	0-0	.000	79-114	.693	92	137	229	8.5	91	4	18	65	22	26	285	10.6		
	Conference-Only..	17-15	457 26.9	68-123	.553	0-0	.000	52-77	.675	61	84	145	8.5	60	3	10	48	14	19	188	11.1		
01	Soaper, Rinesha....	26-7	566 21.8	81-195	.415	29-82	.354	46-56	.821	13	34	47	1.8	57	1	32	55	2	49	237	9.1		
	Conference-Only..	16-6	366 22.9	49-130	.377	20-59	.339	26-32	.813	9	22	31	1.9	39	0	24	36	1	25	144	9.0		
24	Meneghetti, Lauren	27-19	779 28.9	89-222	.401	33-98	.337	35-44	.795	32	56	88	3.3	49	0	70	72	4	35	246	9.1		
	Conference-Only..	17-11	491 28.9	50-132	.379	18-56	.321	16-20	.800	20	34	54	3.2	32	0	45	46	2	20	134	7.9		
13	Williams, Abby.....	27-27	730 27.0	76-230	.330	22-96	.229	50-74	.676	55	106	161	6.0	87	5	33	49	11	35	224	8.3		
	Conference-Only..	17-17	478 28.1	44-134	.328	16-59	.271	24-37	.649	38	69	107	6.3	59	4	22	34	8	23	128	7.5		
21	Evans, Ninette.....	27-3	500 18.5	69-156	.442	0-0	.000	38-57	.667	71	71	142	5.3	88	5	11	63	19	16	176	6.5		
	Conference-Only..	17-2	345 20.3	47-108	.435	0-0	.000	29-41	.707	50	43	93	5.5	59	4	7	41	16	7	123	7.2		
23	Miller, Taylor.....	15-1	185 12.3	14-44	.318	4-11	.364	15-21	.714	9	19	28	1.9	23	0	13	22	0	6	47	3.1		
	Conference-Only..	6-0	62 10.3	3-8	.375	1-2	.500	3-7	.429	4	8	12	2.0	5	0	5	7	0	0	10	1.7		
43	Thompson, Leigha...	1-0	2 2.0	1-1	1.000	0-0	.000	0-0	.000	1	0	1	1.0	0	0	0	0	0	0	2	2.0		
	Conference-Only..	0-0	0 0.0	0-0	.000	0-0	.000	0-0	.000	0	0	0	0.0	0	0	0	0	0	0	0	0.0		
04	Leeberg, Cootie.....	22-0	184 8.4	7-32	.219	3-13	.231	9-13	.692	4	14	18	0.8	18	0	20	17	1	12	26	1.2		
	Conference-Only..	12-0	85 7.1	5-19	.263	1-8	.125	2-4	.500	2	2	4	0.3	7	0	8	7	1	4	13	1.1		
40	Perry, Courtney....	23-0	119 5.2	4-17	.235	0-0	.000	13-19	.684	11	16	27	1.2	28	1	3	14	0	4	21	0.9		
	Conference-Only..	13-0	63 4.8	1-6	.167	0-0	.000	8-12	.667	8	7	15	1.2	14	0	1	9	0	3	10	0.8		
25	Luce, Lauren.....	1-0	2 2.0	0-3	.000	0-1	.000	0-0	.000	0	0	0	0.0	0	0	0	0	0	0	0	0.0		
	Conference-Only..	0-0	0 0.0	0-0	.000	0-0	.000	0-0	.000	0	0	0	0.0	0	0	0	0	0	0	0	0.0		
TEAM.....										51	52	103	3.8	0			2						
	Conference-Only..									32	35	67	3.9	0			1						
Total.....		27	5475	675-1672	.404	167-497	.336	421-569	.740	398	630	1028	38.1	540	17	337	500	63	267	1938	71.8		
	Conference-Only..	17	3475	419-1047	.400	110-320	.344	242-336	.720	254	380	634	37.3	341	12	203	311	46	152	1190	70.0		
Opponents.....		27	5475	692-1532	.452	136-412	.330	416-587	.709	311	682	993	36.8	512	-	383	541	83	195	1936	71.7		
	Conference-Only..	17	3475	448-970	.462	92-275	.335	270-373	.724	197	424	621	36.5	306	5	255	316	53	118	1258	74.0		

SCORE BY PERIODS:	1st	2nd	OT	OT2	Total	DEADBALL	REBOUNDS:	OFF	DEF	TOTAL
Southern Indiana.....	926	977	21	14	- 1938	Southern Indiana.....		61	1	62
Opponents.....	838	1076	12	10	- 1936	Opponents.....		69	4	73

TEAM STATISTICS	USI	OPP	DATE	OPPONENT	W/L	SCORE	ATTEND
SCORING.....	1938	1936	\$11/15/08	vs Abilene Christian	L	53-80	315
Points per game.....	71.8	71.7	\$11/16/08	vs SE Oklahoma State	W	83-76	388
Scoring margin.....	+0.1	-	11/22/08	EDINBORO	W	88-80	700
FIELD GOALS-ATT.....	675-1672	692-1532	11/24/08	MID-CONTINENT	W	79-55	500
Field goal pct.....	.404	.452	11/28/08	vs Hillsdale	L	55-70	185
3 POINT FG-ATT.....	167-497	136-412	11/29/08	vs Grace	W	87-62	275
3-point FG pct.....	.336	.330	*12/4/08	at Lewis University	L	61-69	261
3-pt FG made per game.	6.2	5.0	*12/6/08	at Wisconsin-Parkside	L	67-75	191
FREE THROWS-ATT.....	421-569	416-587	11/20/08	ILLINOIS-SPRINGFIELD	W	62-55	300
Free throw pct.....	.740	.709	12/22/08	TRUMAN STATE	W	67-50	300
F-Throws made per game	15.6	15.4	12/29/08	WAYNE STATE	W	80-75	300
REBOUNDS.....	1028	993	*1/2/09	SAINT JOSEPH'S	W	78-56	500
Rebounds per game....	38.1	36.8	*1/4/09	INDIANAPOLIS	L	68-93	800
Rebounding margin....	+1.3	-	*1/8/09	NORTHERN KENTUCKY	L	48-62	700
ASSISTS.....	337	383	*01/10/09	at BELLARMINE	L	58-77	1128
Assists per game.....	12.5	14.2	*1/15/09	KENTUCKY WESLEYAN	W	65-61	1000
TURNOVERS.....	500	541	*1/22/09	MISSOURI-ST. LOUIS	W	92-73	700
Turnovers per game....	18.5	20.0	*1/24/09	ROCKHURST	L	67-77	500
Turnover margin.....	+1.5	-	*1/31/09	at Missouri S&T	W	79-75	800
Assist/turnover ratio.	0.7	0.7	*2/5/09	QUINCY	L	61-71	600
STEALS.....	267	195	*2/7/09	DRURY	W	O2 90-86	1200
Steals per game.....	9.9	7.2	2/11/09	LAKE ERIE	W	94-75	200
BLOCKS.....	63	83	*2/14/09	at Quincy	L	63-79	1107
Blocks per game.....	2.3	3.1	*02/19/09	at Missouri-St. Louis	W	OT 83-74	420
ATTENDANCE.....	8900	6652	*2/21/09	MISSOURI S&T	L	82-85	600
Home games-Avg/Game..	15-593	8-686	*2/25/09	at Drury	L	69-75	1112
Neutral site-Avg/Game.	-	4-291	*02/28/09	at Rockhurst	L	59-70	470

SCORE BY PERIODS:	1st	2nd	OT	OT2	Total	*GLVC game;
Southern Indiana....	926	977	21	14	- 1938	\$St. Edwards Shootout (Austin, TX);
Opponents.....	838	1076	12	10	- 1936	!Indianapolis Classic (Indianapolis, IN)

Southern Indiana Game-by-Game Points-Rebounds-Assists (FINAL)

Opponent	Date	Score	WL	01 SOAPER, RI	04 LEEBERG, C	13 WILLIAMS,	21 EVANS, NIN	22 NEWHART, A	23 MILLER, TA	24 MENEHGETT	25 LUCHE, LAUR	30 YOUNG, ELL
vs Abilene Christian	11/15/08	53-80	L	9- 2- 0	0- 4- 0	3- 3- 0	1- 1- 0	8- 3- 6	0- 4- 2	10- 4- 3	DNP	11- 3- 1
vs SE Oklahoma State	11/16/08	83-76	W	5- 1- 1	1- 1- 1	16-10- 2	0- 6- 0	9- 5- 2	0- 1- 0	26- 4- 2	DNP	19- 3- 4
EDINBORO	11/22/08	88-80	W	15- 4- 0	0- 1- 0	4- 6- 5	11- 3- 0	6- 4- 5	6- 0- 0	4- 1- 3	DNP	18- 3- 3
MID-CONTINENT	11/24/08	79-55	W	11- 2- 1	0- 0- 2	10- 3- 3	2- 7- 0	17- 2- 1	0- 2- 1	17- 2- 1	DNP	15- 7- 5
vs Hillsdale	11/28/08	55-70	L	8- 0- 1	0- 1- 1	0- 5- 0	3- 1- 0	12- 7- 1	9- 1- 0	5- 2- 0	DNP	11- 3- 2
vs Grace	11/29/08	87-62	W	10- 3- 2	0- 2- 4	13- 7- 0	6- 4- 0	12- 4- 1	7- 1- 0	9- 2- 5	DNP	12- 2- 2
at Lewis University	12/4/08	61-69	L	3- 1- 0	0- 2- 0	5-11- 0	16- 9- 0	13- 1- 2	2- 2- 1	7- 4- 2	DNP	9- 2- 1
at Wisconsin-Parkside	12/6/08	67-75	L	5- 0- 0	0- 0- 2	10- 2- 0	2- 0- 0	8- 3- 3	3- 3- 2	17- 4- 0	DNP	20- 2- 2
ILLINOIS-SPRINGFIELD	11/20/08	62-55	W	3- 1- 0	6- 1- 0	12- 4- 1	0-12- 1	11- 2- 1	8- 3- 2	11- 8- 3	DNP	8- 5- 1
TRUMAN STATE	12/22/08	67-50	W	4- 1- 1	2- 2- 1	11- 3- 0	7- 5- 2	5- 1- 3	5- 2- 2	8- 2- 1	DNP	12-12- 1
WAYNE STATE	12/29/08	80-75	W	26- 2- 2	0- 1- 1	9- 2- 0	9- 6- 0	6- 1- 5	2- 2- 1	13- 4- 3	DNP	8- 4- 0
SAINT JOSEPH'S	1/2/09	78-56	W	10- 2- 0	2- 0- 0	8- 6- 2	12-10- 1	15- 1- 7	5- 2- 1	7- 2- 4	DNP	7- 0- 1
INDIANAPOLIS	1/4/09	68-93	L	10- 2- 0	0- 1- 0	9- 3- 2	8- 3- 0	11- 1- 3	0- 2- 1	4- 2- 2	DNP	19- 1- 1
NORTHERN KENTUCKY	1/8/09	48-62	L	6- 3- 0	DNP	6- 2- 0	4- 5- 0	12- 3- 1	0- 1- 0	10- 2- 2	DNP	10- 3- 0
at BELLARMINE	01/10/09	58-77	L	DNP	8- 1- 2	7- 8- 2	3- 7- 0	10- 1- 4	0- 2- 0	10- 4- 1	DNP	18- 5- 2
KENTUCKY WESLEYAN	1/15/09	65-61	W	14- 3- 3	0- 0- 0	5- 7- 0	12- 8- 0	4- 2- 1	DNP	4- 3- 1	DNP	18- 6- 4
MISSOURI-ST. LOUIS	1/22/09	92-73	W	8- 1- 3	1- 0- 3	16- 6- 2	12- 3- 1	11- 1- 3	DNP	13- 3- 6	DNP	21-10- 2
ROCKHURST	1/24/09	67-77	L	10- 1- 0	2- 0- 0	3- 4- 1	4- 4- 0	10- 3- 4	DNP	2- 5- 0	DNP	9- 3- 2
at Missouri S&T	1/31/09	79-75	W	13- 1- 3	0- 0- 1	7- 6- 2	11- 4- 0	14- 2- 4	DNP	0- 2- 1	DNP	20- 8- 0
QUINCY	2/5/09	61-71	L	7- 2- 2	DNP	5- 9- 4	6- 6- 1	12- 3- 1	DNP	12- 5- 2	DNP	7- 7- 1
DRURY	2/7/09	90-86	WO	4- 2- 2	DNP	0- 4- 0	14- 8- 0	16- 2- 4	DNP	9- 3- 8	DNP	22- 5- 5
LAKE ERIE	2/11/09	94-75	W	2- 0- 0	4- 1- 2	18-11- 0	14- 4- 1	19- 2- 8	DNP	9- 5- 4	0- 0- 0	15- 5- 4
at Quincy	2/14/09	63-79	L	9- 3- 2	0- 0- 0	4- 8- 2	2- 6- 2	17- 4- 2	DNP	10- 1- 2	DNP	5- 3- 1
at Missouri-St. Louis	02/19/09	83-74	WO	5- 1- 2	0- 0- 0	13-10- 2	4- 3- 1	16- 3- 2	DNP	7- 3- 7	DNP	19- 4- 0
MISSOURI S&T	2/21/09	82-85	L	16- 1- 2	0- 0- 0	9- 3- 0	7- 7- 1	21- 2- 2	DNP	5- 5- 4	DNP	10- 3- 6
at Drury	2/25/09	69-75	L	12- 4- 3	DNP	11- 7- 2	4- 4- 0	14- 4- 4	DNP	15- 1- 1	DNP	5- 4- 4
at Rockhurst	02/28/09	59-70	L	12- 4- 2	DNP	10-11- 1	2- 6- 0	10- 3- 1	DNP	2- 5- 2	DNP	7- 1- 1

Opponent	Date	Score	WL	40 PERRY, COU	43 THOMPSON,	44 NEUMAN, BR
vs Abilene Christian	11/15/08	53-80	L	0- 1- 0	DNP	11- 9- 1
vs SE Oklahoma State	11/16/08	83-76	W	0- 1- 0	DNP	7-11- 1
EDINBORO	11/22/08	88-80	W	0- 1- 0	DNP	24-13- 1
MID-CONTINENT	11/24/08	79-55	W	2- 1- 0	DNP	5-10- 0
vs Hillsdale	11/28/08	55-70	L	1- 2- 0	DNP	6- 6- 1
vs Grace	11/29/08	87-62	W	6- 3- 1	DNP	12-13- 2
at Lewis University	12/4/08	61-69	L	DNP	DNP	6- 7- 0
at Wisconsin-Parkside	12/6/08	67-75	L	0- 1- 0	DNP	2- 3- 1
ILLINOIS-SPRINGFIELD	11/20/08	62-55	W	0- 0- 0	DNP	3- 2- 0
TRUMAN STATE	12/22/08	67-50	W	2- 1- 0	DNP	11- 6- 0
WAYNE STATE	12/29/08	80-75	W	0- 0- 0	DNP	7- 9- 2
SAINT JOSEPH'S	1/2/09	78-56	W	2- 4- 0	DNP	10- 8- 2
INDIANAPOLIS	1/4/09	68-93	L	0- 2- 0	DNP	7- 5- 1
NORTHERN KENTUCKY	1/8/09	48-62	L	0- 2- 0	DNP	0- 5- 1
at BELLARMINE	01/10/09	58-77	L	0- 1- 1	DNP	2- 5- 0
KENTUCKY WESLEYAN	1/15/09	65-61	W	DNP	DNP	8- 8- 0
MISSOURI-ST. LOUIS	1/22/09	92-73	W	0- 0- 0	DNP	10- 9- 0
ROCKHURST	1/24/09	67-77	L	DNP	DNP	27-14- 0
at Missouri S&T	1/31/09	79-75	W	4- 3- 0	DNP	10- 2- 0
QUINCY	2/5/09	61-71	L	3- 0- 0	DNP	9- 4- 0
DRURY	2/7/09	90-86	WO	0- 0- 0	DNP	25-12- 1
LAKE ERIE	2/11/09	94-75	W	0- 2- 1	2- 1- 0	11- 5- 0
at Quincy	2/14/09	63-79	L	0- 0- 0	DNP	16-11- 0
at Missouri-St. Louis	02/19/09	83-74	WO	1- 1- 0	DNP	18-18- 0
MISSOURI S&T	2/21/09	82-85	L	DNP	DNP	14-12- 2
at Drury	2/25/09	69-75	L	0- 0- 0	DNP	8-14- 2
at Rockhurst	02/28/09	59-70	L	0- 1- 0	DNP	16- 8- 0

Southern Indiana Team High/Low Analysis (FINAL)

Southern Indiana - TEAM GAME HIGHS

POINTS.....	94	LAKE ERIE (2/11/09)
FIELD GOALS MADE.....	36	Twice, last vs. DRURY (2/7/09)
FIELD GOAL ATTEMPTS.....	74	vs Grace (11/29/08)
FIELD GOAL PERCENTAGE.....	.554 (36-65)	MISSOURI-ST. LOUIS (1/22/09)
3 PT FIELD GOALS MADE.....	10	Twice, last vs. MISSOURI-ST. LOUIS (1/22/09)
3 PT FG ATTEMPTS.....	26	QUINCY (2/5/09)
3 PT FG PERCENTAGE.....	.563 (9-16)	at Wisconsin-Parkside (12/6/08)
FREE THROWS MADE.....	29	vs SE Oklahoma State (11/16/08)
FREE THROW ATTEMPTS.....	39	at Missouri-St. Louis (02/19/09)
FREE THROW PERCENTAGE.....	.950 (19-20)	KENTUCKY WESLEYAN (1/15/09)
REBOUNDS.....	46	vs Grace (11/29/08)
ASSISTS.....	20	Three times, last vs. LAKE ERIE (2/11/09)
STEALS.....	17	MID-CONTINENT (11/24/08)
BLOCKED SHOTS.....	6	Twice, last at Missouri-St. Louis (02/19/09)
TURNOVERS.....	28	Twice, last at Quincy (2/14/09)
FOULS.....	31	vs SE Oklahoma State (11/16/08)

Opponent - GAME HIGHS

POINTS.....	93	INDIANAPOLIS (1/4/09)
FIELD GOALS MADE.....	30	Six times, last vs. MISSOURI S&T (2/21/09)
FIELD GOAL ATTEMPTS.....	75	DRURY (2/7/09)

Opponent - GAME HIGHS Continued on next page...

Opponent - GAME HIGHS Continued...

FIELD GOAL PERCENTAGE.....	.600 (30-50)	INDIANAPOLIS (1/4/09)
3 PT FIELD GOALS MADE.....	10	Twice, last vs. INDIANAPOLIS (1/4/09)
3 PT FG ATTEMPTS.....	26	vs SE Oklahoma State (11/16/08)
3 PT FG PERCENTAGE.....	.625 (10-16)	INDIANAPOLIS (1/4/09)
FREE THROWS MADE.....	23	INDIANAPOLIS (1/4/09)
FREE THROW ATTEMPTS.....	36	at Missouri-St. Louis (02/19/09)
FREE THROW PERCENTAGE.....	.889 (16-18)	SAINT JOSEPH'S (1/2/09)
REBOUNDS.....	49	vs Abilene Christian (11/15/08)
ASSISTS.....	22	Twice, last at Drury (2/25/09)
STEALS.....	12	at Missouri-St. Louis (02/19/09)
BLOCKED SHOTS.....	8	at Rockhurst (02/28/09)
TURNOVERS.....	27	Three times, last at Missouri-St. Louis (02/19/09)
FOULS.....	31	at Missouri-St. Louis (02/19/09)

Southern Indiana - GAME LOWS

POINTS.....	48	NORTHERN KENTUCKY (1/8/09)
FIELD GOALS MADE.....	15	NORTHERN KENTUCKY (1/8/09)
FIELD GOAL ATTEMPTS.....	51	Twice, last vs. NORTHERN KENTUCKY (1/8/09)
FIELD GOAL PERCENTAGE.....	.271 (16-59)	vs Abilene Christian (11/15/08)
3 PT FIELD GOALS MADE.....	2	Twice, last vs. TRUMAN STATE (12/22/08)
3 PT FG ATTEMPTS.....	11	Twice, last vs. NORTHERN KENTUCKY (1/8/09)
3 PT FG PERCENTAGE.....	.118 (2-17)	TRUMAN STATE (12/22/08)
FREE THROWS MADE.....	7	Twice, last at BELLARMINE (01/10/09)
FREE THROW ATTEMPTS.....	11	MID-CONTINENT (11/24/08)
FREE THROW PERCENTAGE.....	.467 (7-15)	at BELLARMINE (01/10/09)
REBOUNDS.....	20	at Wisconsin-Parkside (12/6/08)
ASSISTS.....	4	NORTHERN KENTUCKY (1/8/09)
STEALS.....	5	at Drury (2/25/09)
BLOCKED SHOTS.....	0	Three times, last vs. MISSOURI S&T (2/21/09)
TURNOVERS.....	11	Twice, last at Rockhurst (02/28/09)
FOULS.....	11	NORTHERN KENTUCKY (1/8/09)

Opponent - GAME LOWS

POINTS.....	50	TRUMAN STATE (12/22/08)
FIELD GOALS MADE.....	17	MID-CONTINENT (11/24/08)
FIELD GOAL ATTEMPTS.....	38	TRUMAN STATE (12/22/08)
FIELD GOAL PERCENTAGE.....	.347 (17-49)	MID-CONTINENT (11/24/08)
3 PT FIELD GOALS MADE.....	2	SAINT JOSEPH'S (1/2/09)
3 PT FG ATTEMPTS.....	8	Twice, last vs. Hillsdale (11/28/08)
3 PT FG PERCENTAGE.....	.115 (3-26)	vs SE Oklahoma State (11/16/08)
FREE THROWS MADE.....	7	Three times, last vs. KENTUCKY WESLEYAN (1/15/09)
FREE THROW ATTEMPTS.....	8	Twice, last vs. NORTHERN KENTUCKY (1/8/09)
FREE THROW PERCENTAGE.....	.500 (11-22)	TRUMAN STATE (12/22/08)
REBOUNDS.....	24	NORTHERN KENTUCKY (1/8/09)
ASSISTS.....	5	LAKE ERIE (2/11/09)
STEALS.....	2	TRUMAN STATE (12/22/08)
BLOCKED SHOTS.....	0	TRUMAN STATE (12/22/08)
TURNOVERS.....	12	MISSOURI S&T (2/21/09)
FOULS.....	13	Five times, last at Rockhurst (02/28/09)

Southern Indiana Player High/Low Analysis (FINAL)

Southern Indiana - INDIVIDUAL GAME HIGHS

Points.....	27	Neuman, Brittany vs Rockhurst (1/24/09)
Field Goals Made.....	11	Neuman, Brittany vs Drury (2/7/09)
Field Goal Att.....	17	Young, Ellen at Wisconsin-Parkside (12/6/08)
FG Pct (min 5 made).....	1.000 (6-6)	Newhart, Amie vs Lake Erie (2/11/09)
3-Point FG Made.....	5	Young, Ellen vs Missouri-St. Louis (1/22/09)
3-Point FG Att.....	7	Nine times, last: Young, Ellen at Rockhurst (02/28/09)
3-Pt FG Pct (min 4 made).....	1.000 (4-4)	Young, Ellen at Missouri-St. Louis (02/19/09)
Free Throws Made.....	11	Soaper, Rinesha vs Wayne State (12/29/08)
Free Throw Att.....	16	Neuman, Brittany at Missouri-St. Louis (02/19/09)
FT Pct (min 7 made).....	1.000 (7-7)	Newhart, Amie vs Missouri S&T (2/21/09)
Rebounds.....	18	Neuman, Brittany at Missouri-St. Louis (02/19/09)
Assists.....	8	Twice, last: Newhart, Amie vs Lake Erie (2/11/09)
Steals.....	5	Four times, last: Soaper, Rinesha vs Kentucky Wesleyan (1/15/09)
Blocked Shots.....	4	Evans, Ninette vs Drury (2/7/09)
Turnovers.....	9	Newhart, Amie vs SE Oklahoma State (11/16/08)
Fouls.....	5	17 times, last: Newhart, Amie at Rockhurst (02/28/09)

OPPONENT INDIVIDUAL GAME HIGHS

Points.....	30	McCaskill, Tamara at Missouri S&T (1/31/09)
Field Goals Made.....	13	McCaskill, Tamara at Missouri S&T (1/31/09)
Field Goal Att.....	25	McCaskill, Tamara at Missouri S&T (1/31/09)
FG Pct (min 6 made).....	1.000 (6-6)	Twice, last: Brackman, Karen vs Northern Kentucky (1/8/09)
3-Point FG Made.....	7	Bowers, Brooke vs Wayne State (12/29/08)
3-Point FG Att.....	11	Ballweg, Lindsay vs Drury (2/7/09)
3-Pt FG Pct (min 3 made).....	1.000 (3-3)	Dewey, Katie vs Indianapolis (1/4/09)
Free Throws Made.....	9	BROWN, Destiny vs SE Oklahoma State (11/16/08)
Free Throw Att.....	10	BROWN, Destiny vs SE Oklahoma State (11/16/08)
FT Pct (min 8 made).....	1.000 (8-8)	Fromm, Ali at Rockhurst (02/28/09)
Rebounds.....	19	Katie Cezat vs Hillsdale (11/28/08)
Assists.....	9	Brooke Knight vs Hillsdale (11/28/08)
Steals.....	5	Twice, last: Jones, Ja'Nell vs Drury (2/7/09)
Blocked Shots.....	4	Katie Cezat vs Hillsdale (11/28/08)
Turnovers.....	7	Four times, last: Shuman, Courtney vs Quincy (2/5/09)
Fouls.....	5	Eight times, last: Deckard, Hailee at Missouri-St. Louis (02/19/09)
		Moody, Caitlyn at Missouri-St. Louis (02/19/09)