

Supporting the Success of Our Faculty

A Presentation to the USI Board of Trustees - March 1, 2018

Amy B. Chan Hilton, Ph.D., P.E., F.EWRI

Director, Center for Excellence in Teaching & Learning (CETL)

CETL's mission is to foster excellence in all areas of faculty work and to support the success of our faculty.

Connect. Learn. Share.

CETL's Core Values

- Fostering inquiry and learning
- Using evidenced-based practices for high impact
- Serving with excellence and integrity
- Providing support
- Facilitating connections
- Nurturing inclusive environments

CETL Programs and Initiatives

Building pathways for faculty and student success through intentional support and development

Making Teaching & Learning Visible

Connections	Growth	Reflection	Assessment
Celebration of Teaching & Learning Symposia	Teaching & Learning Workshops	Teaching Nests	Mid-semester Student Feedback (FACT)
	Faculty Learning Communities (FLCs)	Individual Consultations	COPUS Observations
Course Design Institute	CETL Library & Quick Reads		Formative Class Observations
Student Retention and Success	Inclusive Learning Environments	Additional Programs	

More Faculty Development Areas

New Faculty	Chairs/Leaders	Scholarship	Advancement
New Faculty Orientation	Chairs Community of Practice	Writing Workshops/Groups	Portfolio Guidelines Revisions
New Faculty Academy	Leadership Development	Individual Consultations	Portfolio Workshops
New Adjunct Faculty Orientation		Signature Initiative	Time Management Workshops
		Additional Programs	Faculty Website Workshops

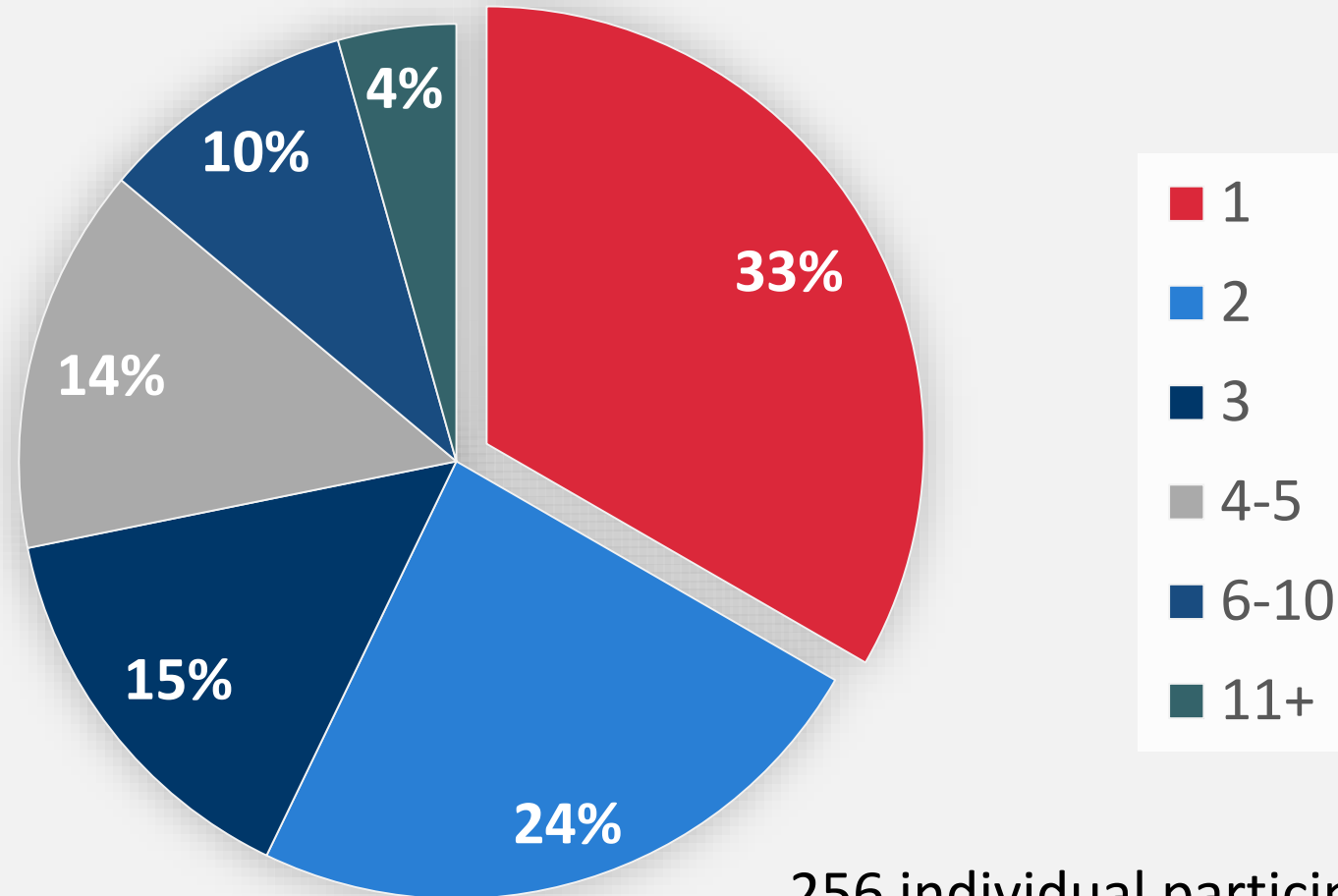
Describing Impact

A summary of CETL data: Spring 2016 - Spring 2018

CETL's reach has grown through increased opportunities & engagement

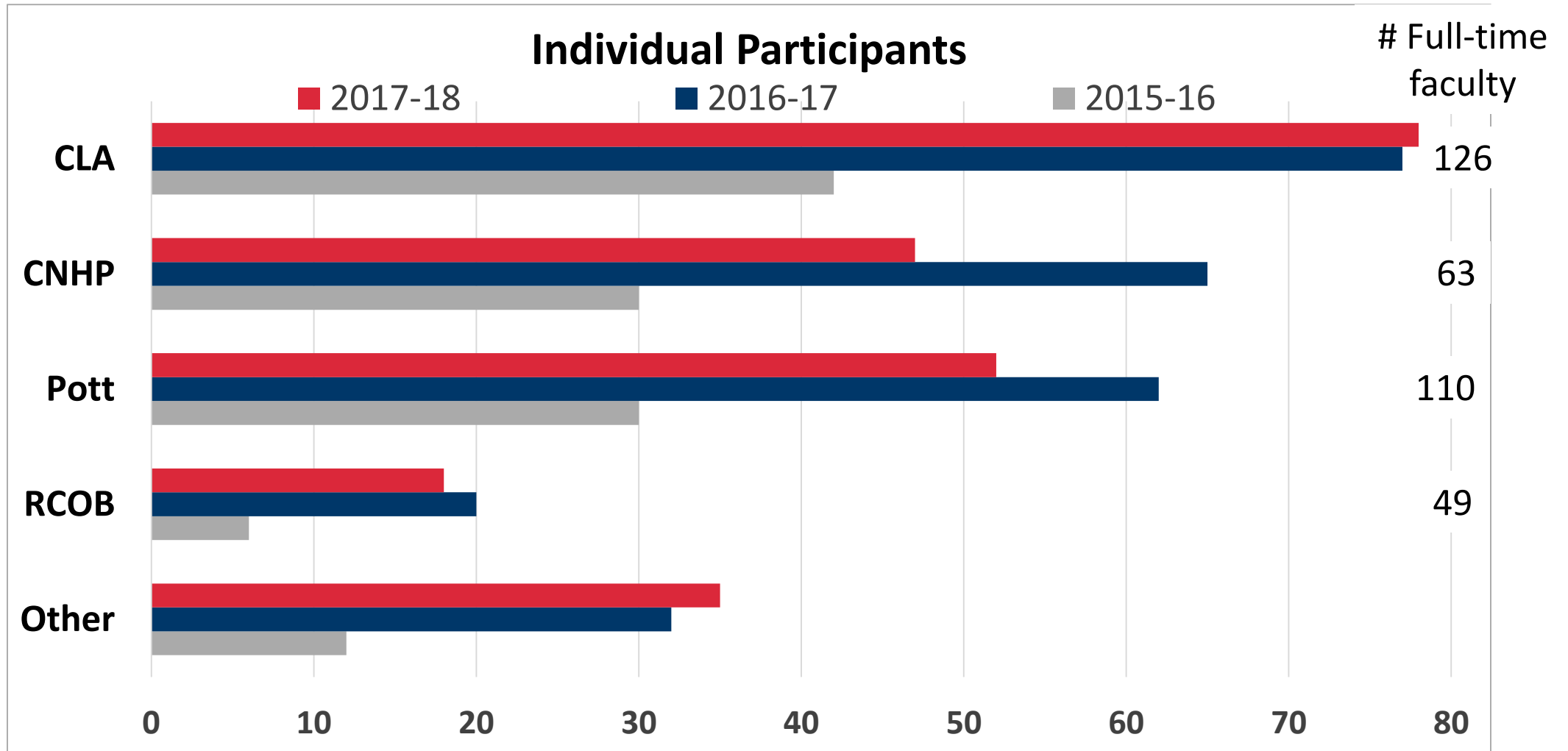
	2015-16	2016-17	2017-18	Overall
Total Events	16	60	39	147
Total Participants	212	838	468	1,528
Individual Participants	120	256	230	350

67% of participants attended 2+ events during 2016-17

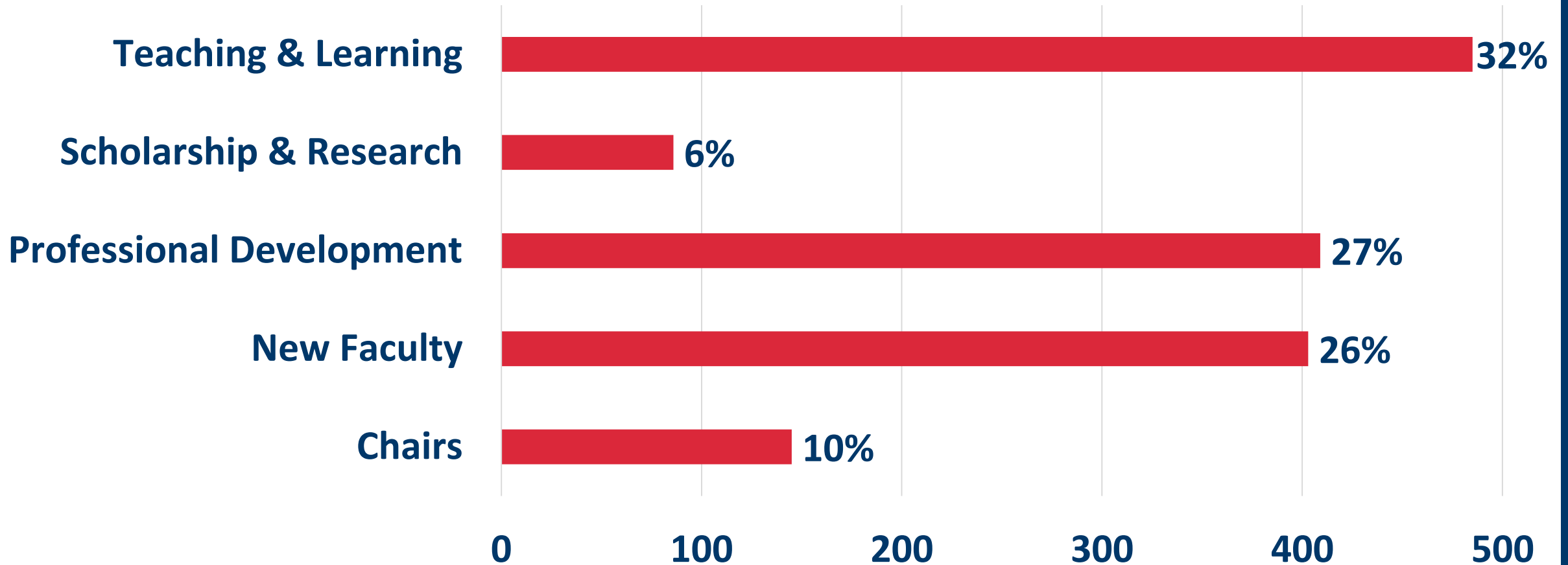


256 individual participants

Growth in individual participation across colleges & units

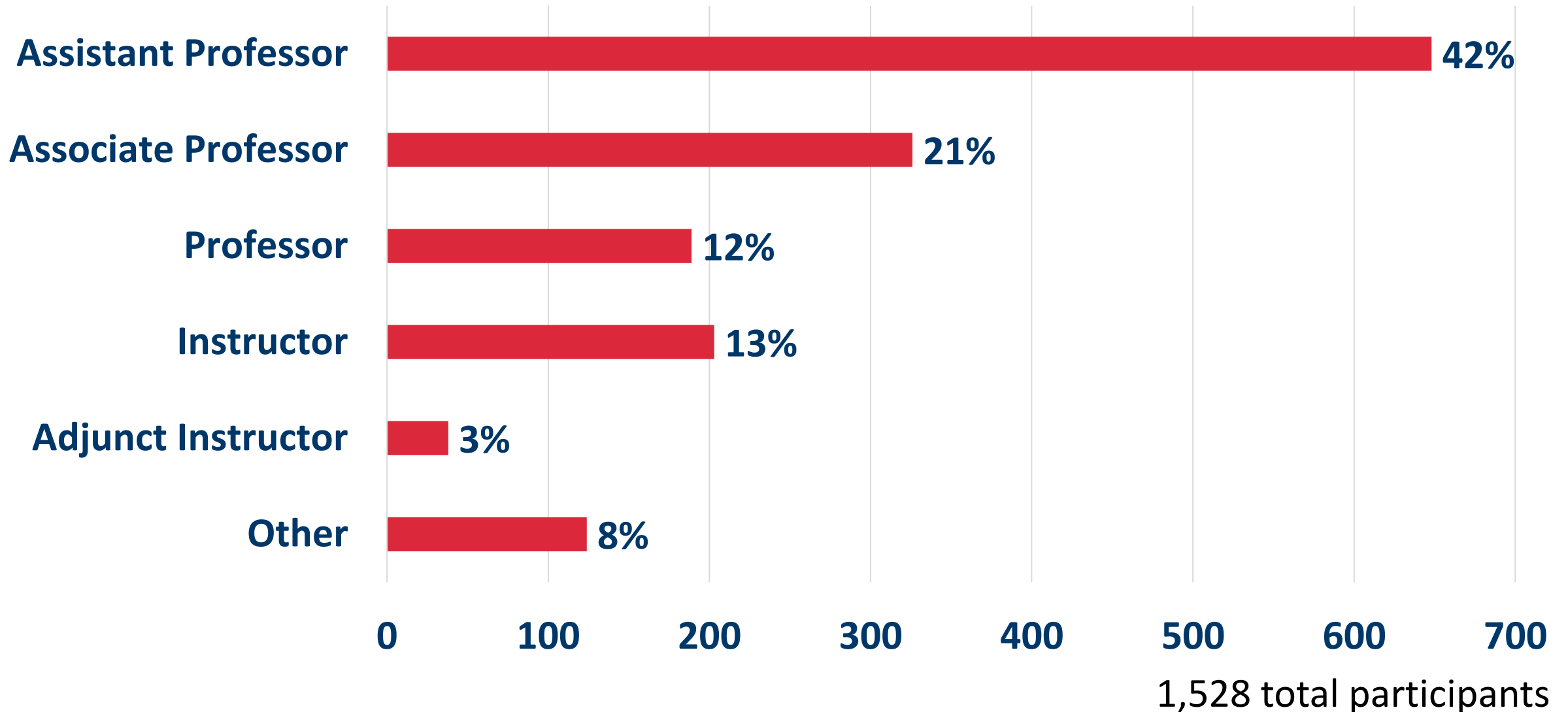


Total Participation by Focus Area



1,528 total participants

Total Participation by Role



Collaborations across USI

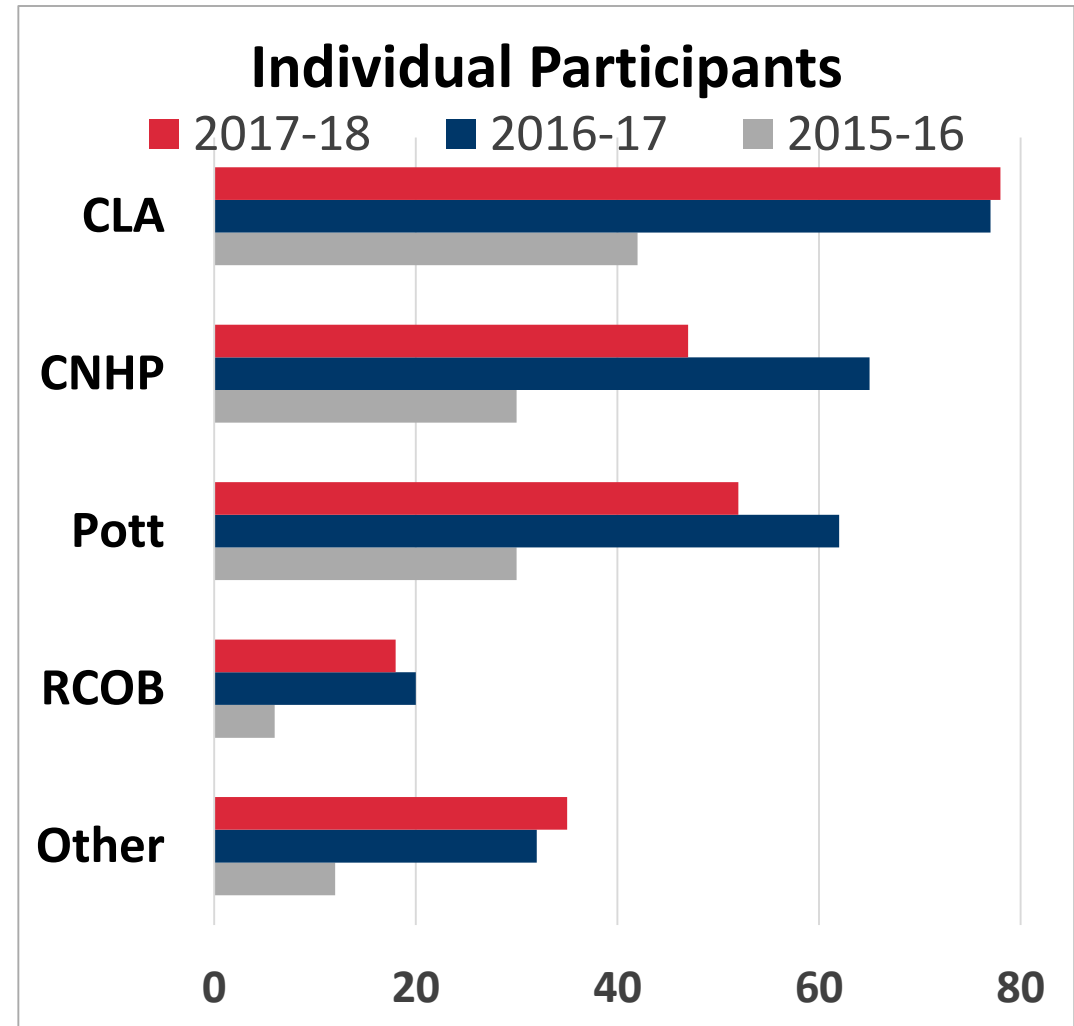
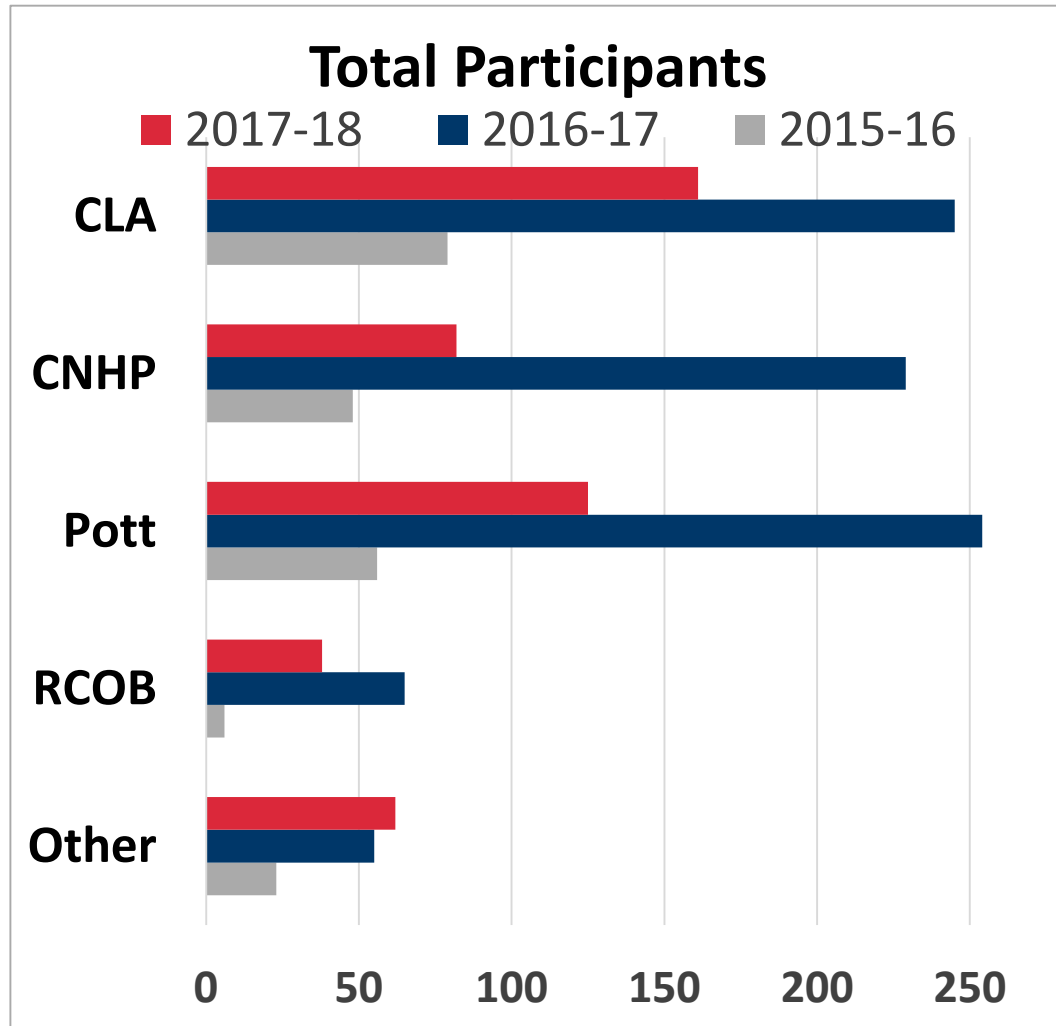
- Colleges, University Division, and Departments
- Online Learning
- Rice Library
- Information Technology
- Sponsored Programs & Research Administration
- Outreach & Engagement
- Student Affairs
- Web Services

Center for Excellence in Teaching & Learning

Connect. Learn. Share.

Supplemental Information

Increases in total and individual participation across colleges



Interest Grows in Faculty Development

Comparing Fall Survey Data from 2016 & 2017

Question:	Currently participating			Very interested in participating			Somewhat interested in participating			Not interested in participating		
	2016	2017	Compare	2016	2017	Compare	2016	2017	Compare	2016	2017	Compare
Consultations: Developing proposals	6.80%	3.61%	-3.19%	21.00%	27.11%	6.11%	29.00%	27.11%	-1.89%	43.20%	41.57%	-1.63%
Consultations: Improving teaching	7.00%	7.02%	0.02%	27.40%	30.41%	3.01%	34.90%	30.41%	-4.49%	30.60%	25.73%	-4.87%
Consultations: Scholarship, research	7.20%	4.14%	-3.06%	26.10%	27.81%	1.71%	26.70%	27.81%	1.11%	40.00%	38.46%	-1.54%
Developing Collaborations	15.40%	16.28%	0.88%	24.30%	29.07%	4.77%	34.90%	29.07%	-5.83%	30.60%	22.09%	-8.51%
Flipped Learning	7.90%	11.24%	3.34%	27.90%	24.85%	-3.05%	26.70%	31.36%	4.66%	37.60%	32.54%	-5.06%
Innovations in Teaching & Learning	14.50%	14.45%	-0.05%	38.20%	43.93%	5.73%	27.20%	28.32%	1.12%	20.20%	13.29%	-6.91%
Mid-semester feedback on teaching	12.40%	16.86%	4.46%	23.10%	31.40%	8.30%	26.60%	27.91%	1.31%	37.90%	23.84%	-14.06%
Research-based teaching practices	19.10%	19.65%	0.55%	26.97%	24.86%	-2.11%	21.35%	32.95%	11.60%	32.58%	22.54%	-10.04%
Scholarship in Teaching & Learning	10.00%	13.22%	3.22%	25.88%	33.33%	7.45%	27.65%	33.91%	6.26%	36.47%	19.54%	-16.93%
Service Learning	19.88%	16.76%	-3.11%	14.29%	19.65%	5.37%	19.88%	32.95%	13.07%	45.96%	30.64%	-15.33%
Writing productivity	7.14%	11.76%	4.62%	26.79%	36.47%	9.68%	26.19%	24.12%	-2.07%	39.88%	27.65%	-12.23%

N= 166-174