



USI's College Achievement Program (CAP) and the Indiana College Core (ICC)

Presented by Jaclyn Dumond

Director, Lifelong Learning and College Achievement Program

March 7, 2024



Tell City Jr-Sr High School

Add to Favorites

900 12th St, Tell City, IN 47586 • (812) 547-3131 • Website • School Performance Report

Grades 7th - 12th

643 Enrolled

46.3% Free/Reduced Lunch

Middle/High School

Town: Distant

Benchmarked Headline Indicators

GRADES 9-12

Graduation Pathways Completion

Percentage of grade 12 students who complete graduation requirements. Goal: 95% by 2030.



92.4% ▲ 2.4%



State: 89%

GRADUATION AND BEYOND

Employment & Enrollment

Percentage of grade 12 students employed or enrolled, *within Indiana*, one year after their expected graduation year. Goal TBD.



89.8% ▲ 6.8%



State: 84.5%

College & Career Credentials

Percentage of grade 12 students earning high quality college and career credentials. Goal: 60% by 2030.



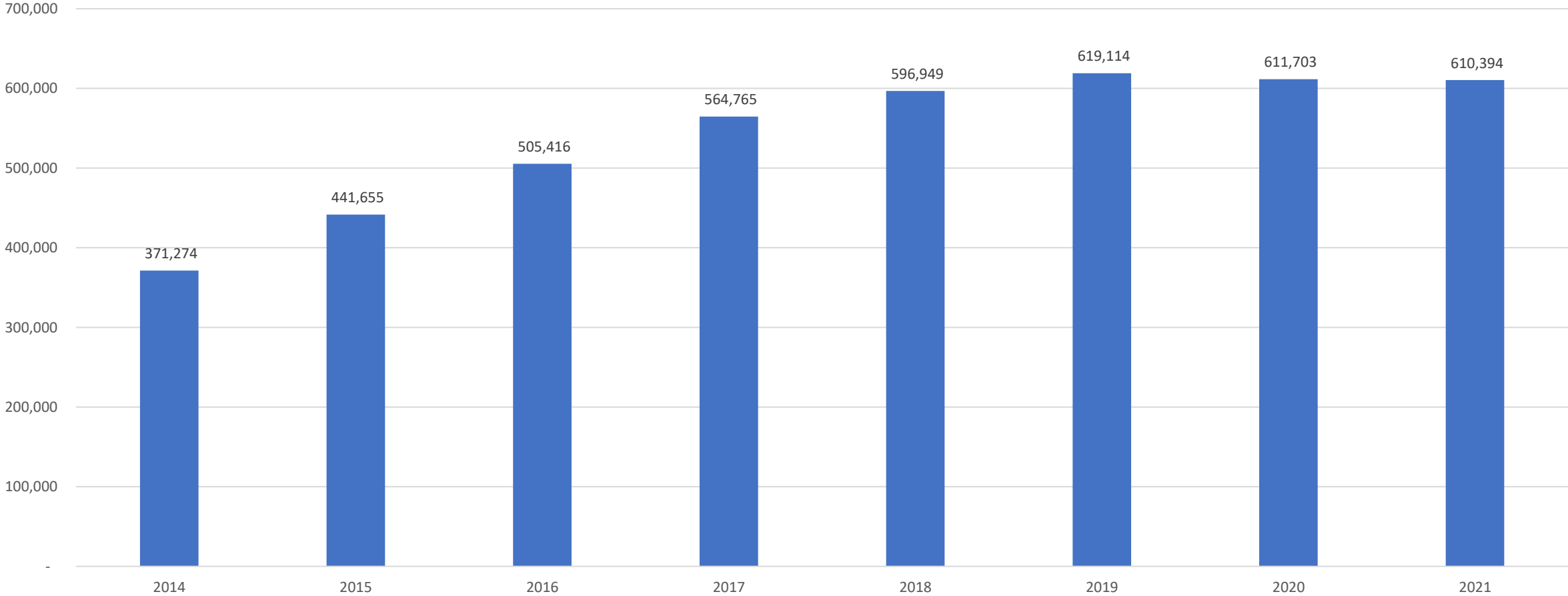
30.7% ▲ 14.8%



State: 5.5%

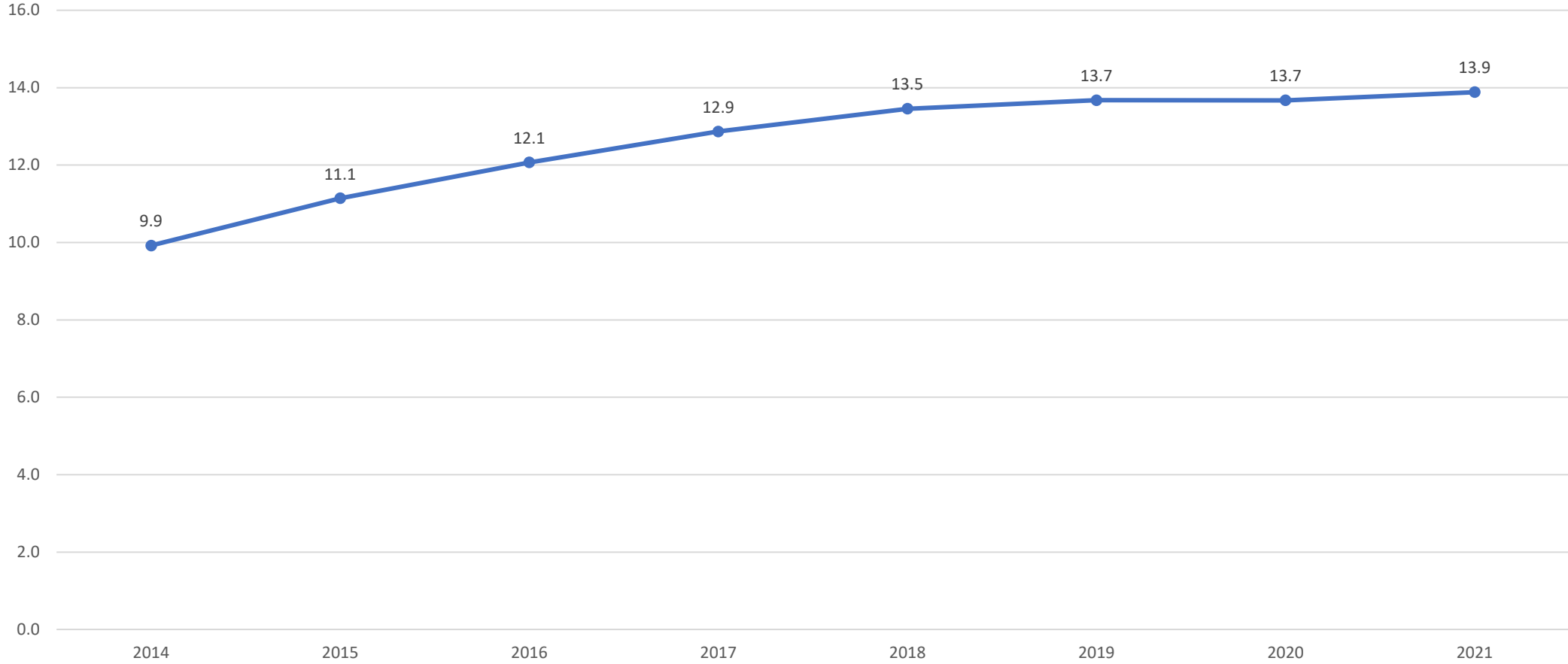
Source: <https://indianagps.doe.in.gov/Summary/School/4387>

Total Hours of Dual Credit Earned by Indiana High School Graduates, 2014-2021 Cohorts



Source: A. Olson, ICHE, Personal Communication, July 2023

Average Hours of Dual Credit Earned by Indiana High School Graduates, 2014-2021 Cohorts



Source: A. Olson, ICHE, Personal Communication, July 2023

College Achievement Program (CAP) 101



- Founded in 1985 at 3 High Schools to offer ENG 101
- 2023-24 Numbers:
 - 31 Partner High Schools & Career Centers
 - 98 Active Instructors
 - 25 USI Faculty Liaisons
 - Fall: 2,023 Unduplicated Students
 - Spring: 1,410 Unduplicated Students
 - 13,300+ Registered Credit Hours

CAP Partner High Schools

Dubois County

Southridge

Gibson County

Gibson Southern

Princeton Community

Posey County

Mount Vernon

North Posey

Spencer County

Heritage Hills

South Spencer

Vanderburgh County

Bosse

Central

F.J. Reitz

Harrison

New Tech Institute

North

Southern Indiana Career &

Technical Center

Evansville Day School

Mater Dei

Memorial

Warrick County

Boonville

Castle

Tecumseh

Evansville Christian School

Throughout Indiana

Bedford North Lawrence

Bloomington South

Brebeuf Jesuit

Central Nine Career

Center

Chesterton

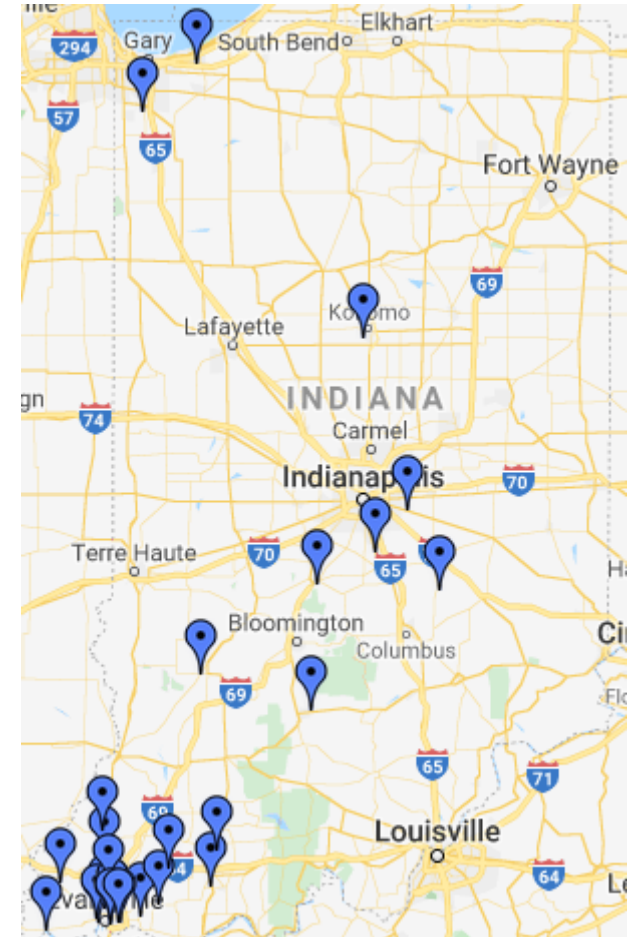
Crown Point

Franklin Central

Martinsville

New Palestine

Shoals



USI Faculty Liaisons

College of Liberal Arts

Dr. Manuel Apodaca Valdez

Dr. Bartell Berg

Mr. Daniel Craig

Dr. David Hitchcock

Dr. Susanna Hoeness-Krupsaw

Dr. Kristin LaFollette

Dr. Nick LaRowe

Dr. Cacee Mabis

Mr. John Morris

Dr. Alexandra Natoli

Dr. Zach Pilot

Dr. Mike Strezewski

Dr. Chad Tew

Scott Wylie, J.D.

Dr. Stephanie Young

College of Nursing and Health

Professions

Dr. Ethel Elkins

Pott College of Science, Engineering, and Education

Ms. Carrie Andersen

Dr. Kirat Baath

Dr. Jim Durbin

Dr. Susan Ely

Dr. Renee Frimming

Dr. Mark Krahling

Dr. Eric McCloud

Dr. Kenny Purcell

Romain College of Business

Dr. Tim Schibik





NACEP
ACCREDITED PROGRAM

Standard	Focus
Curriculum	Courses reflect USI pedagogy. Verified through regular faculty observation visits.
Partnership	Program aligns with USI mission, supported by leadership; ongoing collaboration with high school partners.
Faculty	Same faculty hiring standards. Initial training and ongoing discipline-specific professional development.
Student	Students are informed of rights, responsibilities and advised. Able to access learning and support resources. Grade is recorded on a USI transcript.
Assessment	CAP courses adhere to same standards of achievement, grading standards and methods as their on-campus counterparts.
Evaluation	Students surveyed at end of course; program conducts ongoing program evaluation.



NACEP
ACCREDITED PROGRAM

NACEP-Accredited Institutions in Indiana

Ball State University

Indiana University

Ivy Tech

Purdue University Fort Wayne

Purdue University Northwest

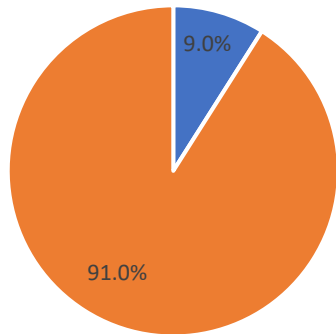
University of Southern Indiana

Vincennes University

Source: <https://www.nacep.org/accredited-programs/>

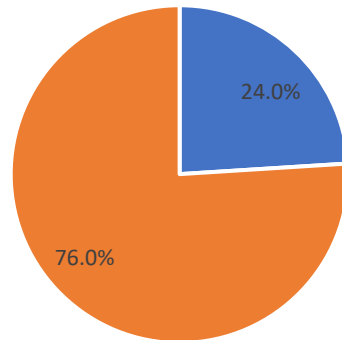
Former CAP Students Matriculating to USI

HS Class of 2008

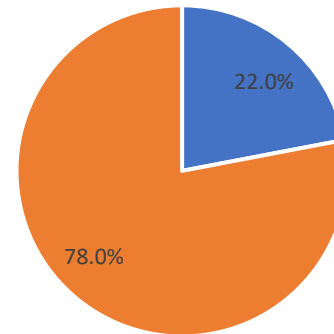


■ CAP ■ Non-CAP

HS Class of 2013

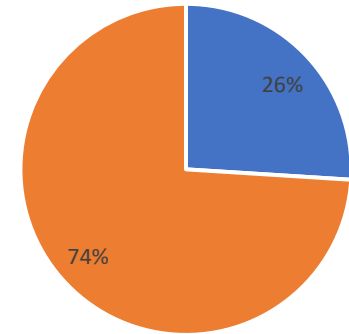


HS Class of 2018



■ CAP ■ Non-CAP

HS Class of 2023



■ CAP ■ Non-CAP

*First-Time, Full-Time, Four-Year Degree-Seeking Students

The Indiana College Core



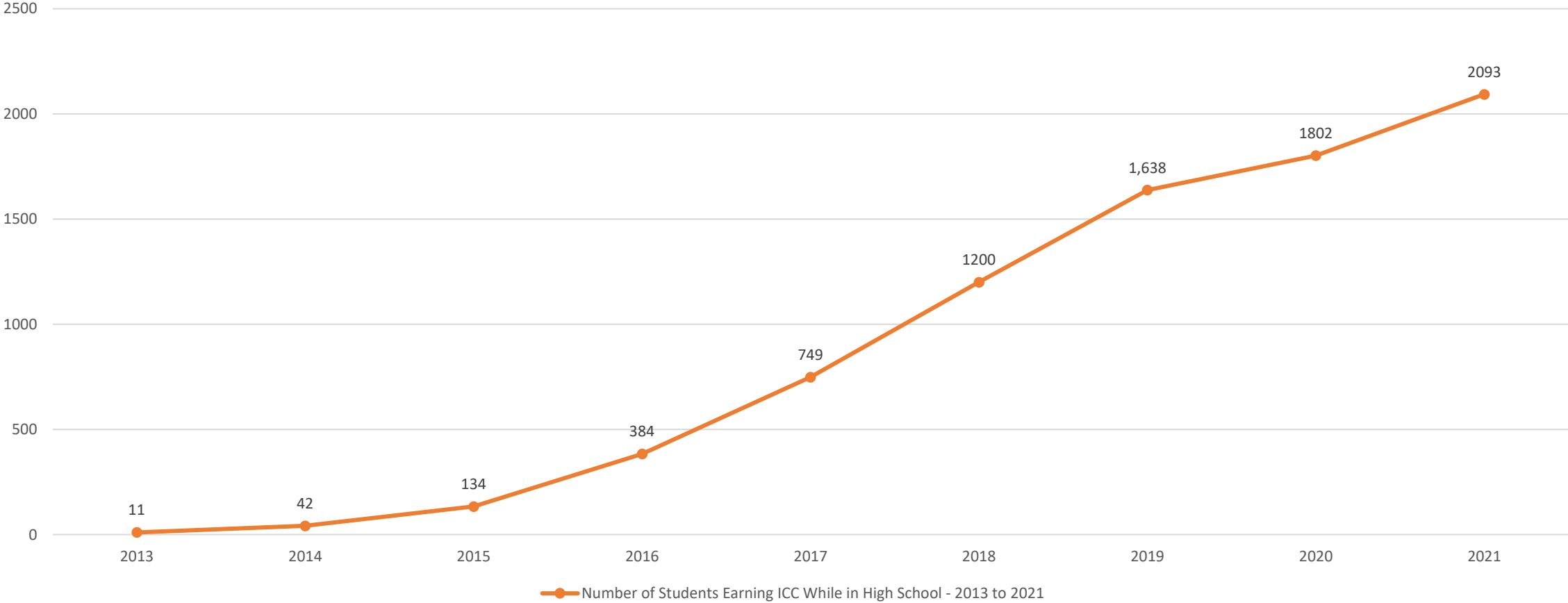
Foundational Intellectual Skills

- Quantitative Reasoning (MATH 111, 114, 230)
- Speaking and Listening (CMST 101, 107)
- Written Communication (ENG 101, 201)

Ways of Knowing

- Humanistic and Artistic (ENG 105; HIST 101, 102)
- Scientific (BIOL 105, CHEM 141, PHYS 101)
- Social and Behavioral (FREN/GERM/SPAN 203, 204; PSY 201)

Number of Students Earning ICC While in High School - 2013 to 2021



Sources: 2013-2019 Data: ICHE Indiana College Core One-Page Flyer; 2020 Data: ICHE 2022 College Readiness Report, p. 8; 2021 Data: A. Olson, ICHE, Personal Communication, July 2023



235 High Schools Offer the ICC as of 2/27/2024

Primary Postsecondary Partners

Ball State = 1

Ivy Tech = 170

IU (all campuses) = 41

Vincennes = 16

Purdue Fort Wayne & Northwest = 6

USI = 1, with 1 pending

What We Know About ICC Earners, 2018 Cohort

Total 2018 Cohort	2018 ICC Earners
n=73,959	n=1,200
36% qualified for National School Lunch Program	24% qualified for National School Lunch Program
2% Asian; 11% Black; 9% Hispanic/Latino; 73% White; 4% Small Populations*	2% Asian; 3% Black; 6% Hispanic/Latino; 85% White; 4% Small Populations*
61% enrolled in college as degree-seeking within 1 year of high school graduation	94% enrolled in college as degree-seeking within 1 year of high school graduation

Source: 2021 Early College Credit Report, ICHE.

*Small Populations are defined by IDOE as undeclared, Native/American/Alaskan Native, Two or More Races, and Native Hawaiian groups.



USI.edu/cap

812-465-1274

jddumond@usi.edu