

University of Southern Indiana
Annual Operating Budget
Fiscal Year 2018-2019

Fund Types

Current Operating Fund

Designated Funds

Auxiliary Funds

Plant Funds

Expense Classification

Personal Services

Supplies and Expense

Repairs and Maintenance

Capital Outlay

Transfers to Other Funds

Functional Classification

Instruction

Instruction Related

Student Services

Plant Operation/Maintenance

Administration and General

Institutional Student Aid

Current Operating Fund Budget 2018-2019

BUDGET FOCUS → GROWTH

- Headcount and Credit Hours
- Retention and Graduation Rates
- Academic Profile of Students
- Strong Academic Programs
- Student Support
- Workforce Investment
- Compliance and Regulation

Sources of Funding

State Appropriation

Student Fees

Other Income

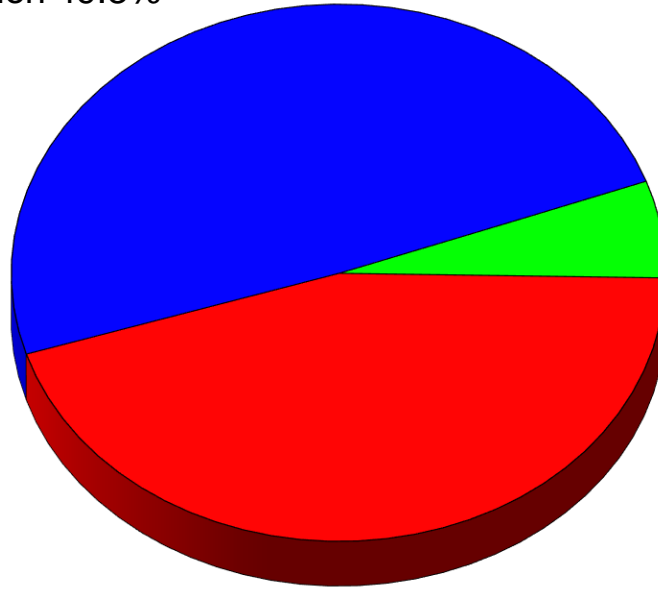
Resource Reallocation

Current Operating Budget

Major Revenue Classification

Fiscal Year 2018-2019

State Appropriation 49.3%



Other Income 5.8%

Student Fees 44.9%

2018-2019 State Appropriation

Operating Appropriation	\$45,279,008
Line Item Appropriation	\$ 1,552,550
Dual Credit Enrollment	\$302,550
STEM Initiatives	\$500,000
Campus Security Enhancements	\$750,000
Fee Replacement Appropriation	\$12,232,928
Total State Appropriation	\$59,064,486

2018-2019 Available New Funding

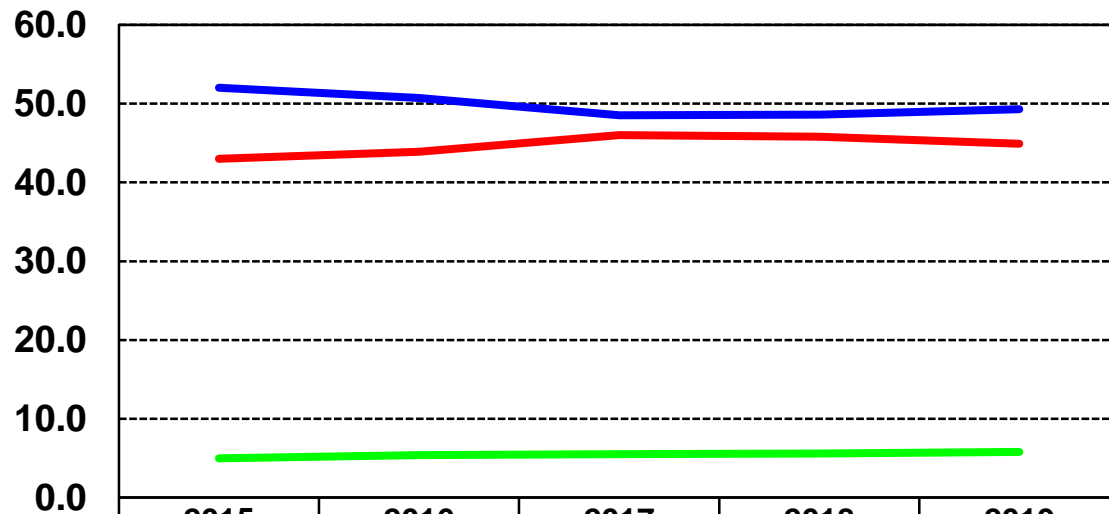
State Operating Appropriation	\$ 419,055
Line Item Appropriation	\$ 0
Fee Replacement Appropriation	\$ 3,221,903
Student Fees	\$ 1,565,922
Other Income	\$ 554,528
Total Available New Funding	\$5,761,408

Current Operating Budget

Major Revenue Classification

Historical Comparison by Percentage

Percentage



	2015	2016	2017	2018	2019
— Other Income	5.0	5.4	5.5	5.6	5.8
— Student Fees	43.0	43.9	46.0	45.8	44.9
— State Appropriation	52.0	50.7	48.5	48.6	49.3

Budget Priorities – Uses of Funding

- Compensation Increases
 - Non-Exempt Staff Equity Increase (Lockton)
 - Base Pay Increase, Promotions, and Equity
- Operating Costs of New Facilities
 - Funding not provided by the State
- Institutional Student Aid Programs
- Growth in Online Presence to Increase Student Success

Budget Priorities – Uses of Funding

- On-going IT and Data Security Initiatives
 - Multi-Factor Authentication
 - Advanced Threat Protection
 - Managed Security Services
 - Cyber Insurance
- Software Programs and Licenses

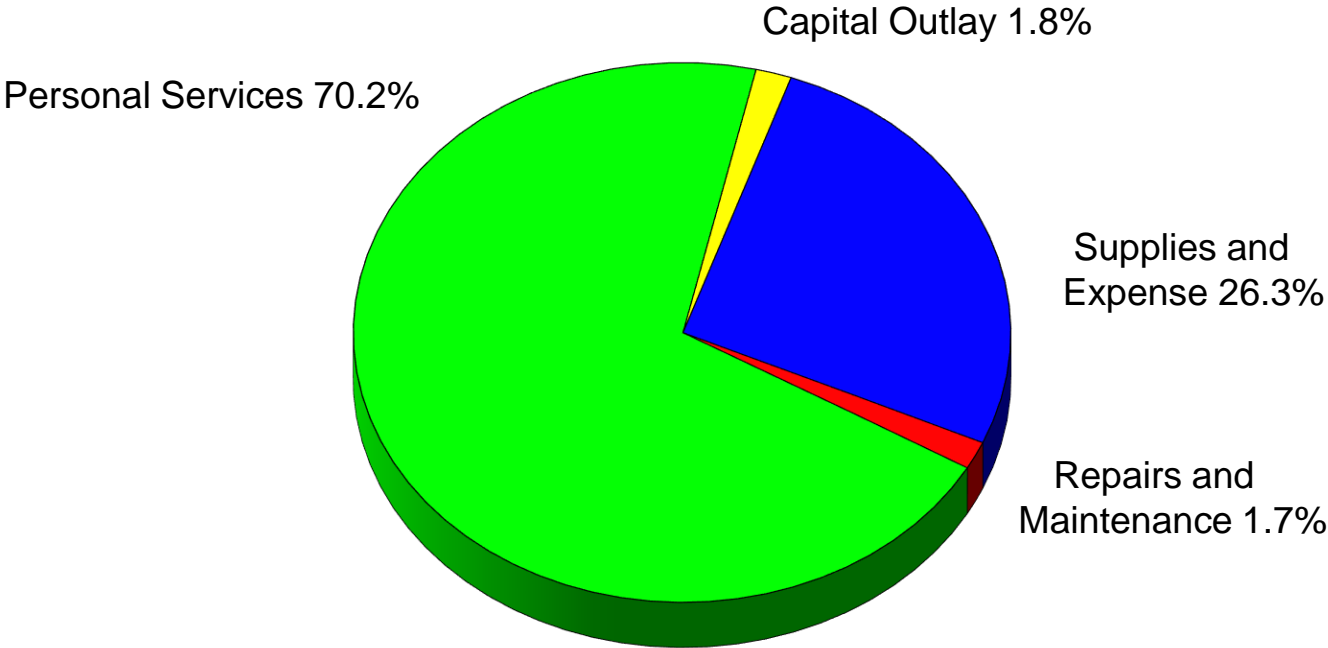
CURRENT OPERATING BUDGET SUMMARY

	<u>Approved Budget 2017-18</u>	<u>Budget Change</u>	<u>Proposed Budget 2018-19</u>
INCOME			
State Appropriation - Operating	44,859,953	419,055	45,279,008
State Appropriation - Line Items	1,552,550	0	1,552,550
State Appropriation - Fee Replacement	9,011,025	3,221,903	12,232,928
Student Fees	52,194,705	1,565,922	53,760,627
Other Income	6,428,478	554,528	6,983,006
TOTAL	114,046,711	5,761,408	119,808,119
MAJOR EXPENSE CLASSIFICATION			
Personal Services	82,155,478	1,986,541	84,142,019
Supplies and Expense	26,641,909	4,922,397	31,564,306
Repairs and Maintenance	3,119,902	(1,124,860)	1,995,042
Capital Outlay	2,129,422	(22,670)	2,106,752
TOTAL	114,046,711	5,761,408	119,808,119
FUNCTIONAL EXPENDITURE CLASSIFICATION			
Instruction	58,135,906	1,289,420	59,425,326
Instruction Related	5,902,767	331,349	6,234,116
Student Services	9,375,628	285,761	9,661,389
Operation and Maintenance of Plant	15,783,430	341,892	16,125,322
Administration and General	17,095,476	1,218,177	18,313,653
Institutional Student Aid	7,753,504	2,294,809	10,048,313
TOTAL	114,046,711	5,761,408	119,808,119

Current Operating Budget

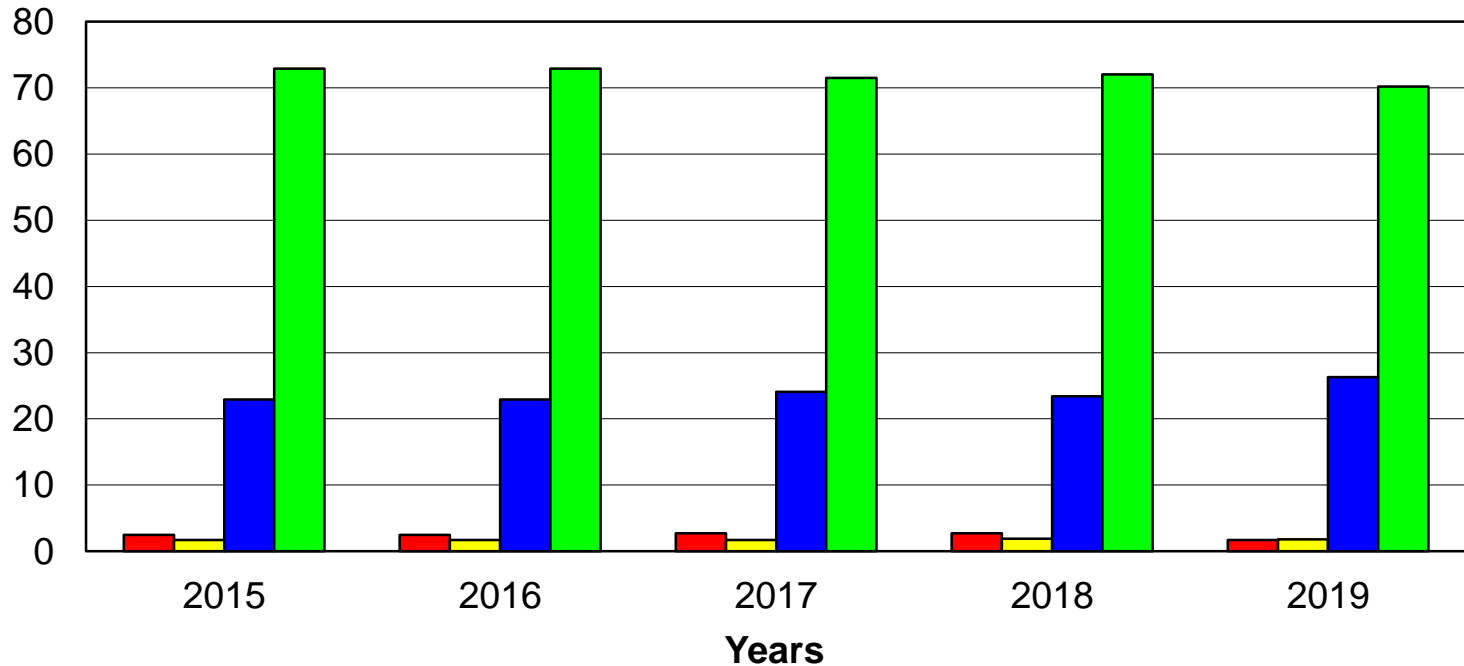
Major Expense Classification

Fiscal Year 2018-2019



Current Operating Budget Major Expense Classification Historical Comparison by Percentage

Percentage



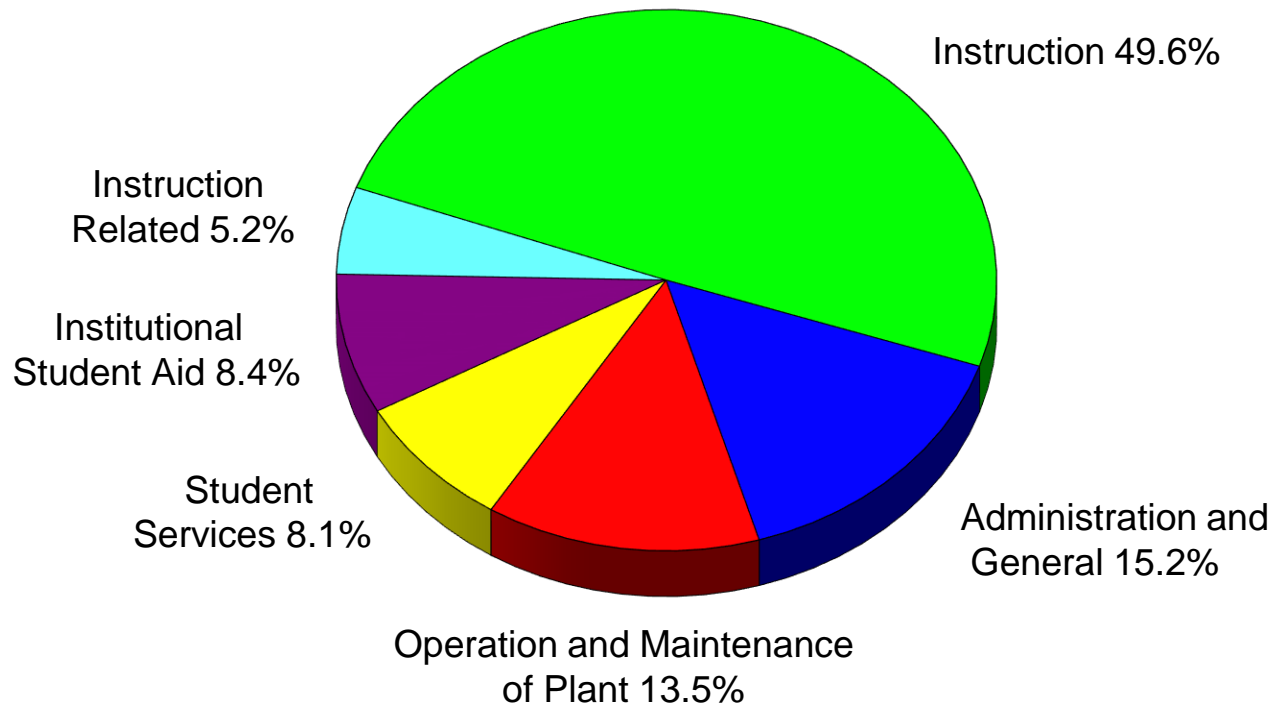
■ Repairs and Maintenance

■ Capital Outlay

■ Supplies and Expense

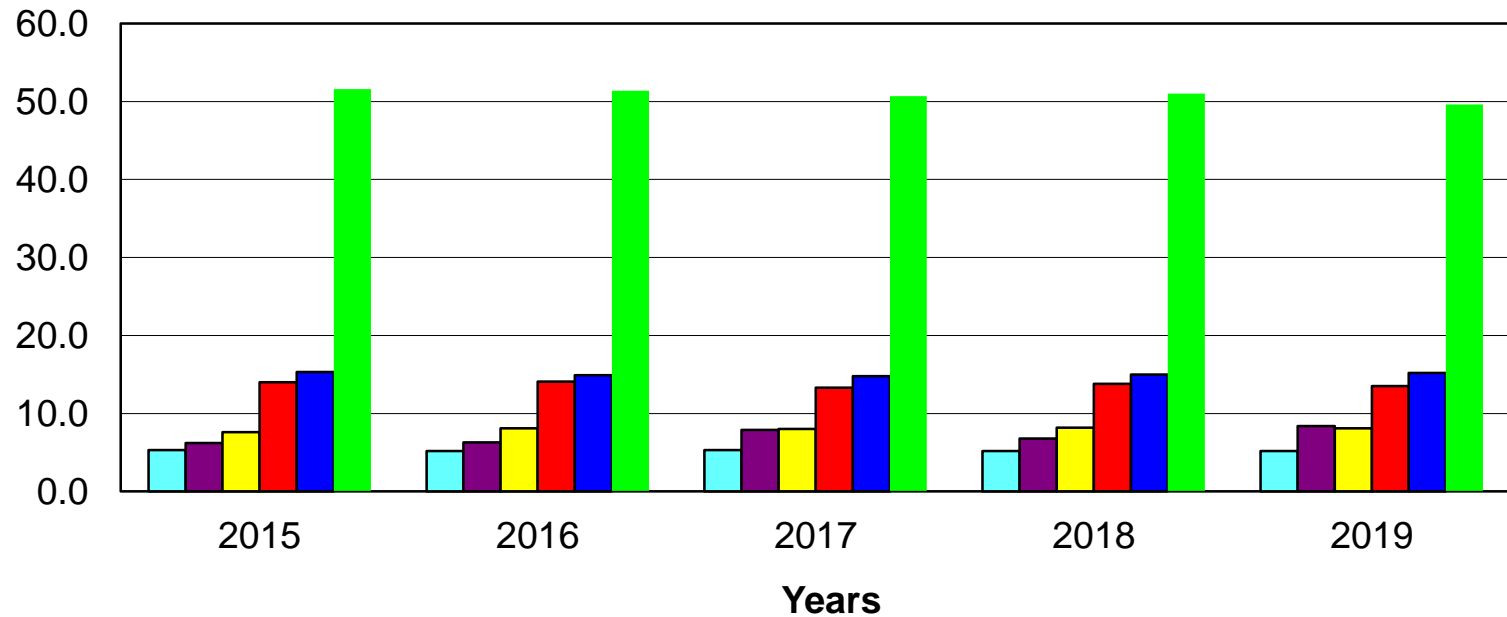
■ Personal Services

Current Operating Budget Functional Expenditure Fiscal Year 2018-2019



Current Operating Budget Functional Expenditure Historical Comparison by Percentage

Percentage



Current Operating Budget Increase

2017-2018

Current Operating
Budget

\$114,046,711

2018-2019

Current Operating
Budget

\$119,808,119

University of Southern Indiana
Annual Operating Budget
Fiscal Year 2018-2019